

Beeville Independent School District

65% Rule Graph As of February 14, 2007

The addition of two separate indicators for the 65% rule. The two indicators numbered 13 and 14 will count only 3 points each. Indicator 13 will follow the NCES standard for calculation of the 65% instructional expenditure amount and Indicator 14 will be a modified version of the NCES standard. If indicator 13 is answered "No" a school district may publish their check register (excluding payroll items) to receive full credit or 3 points for this indicator. The two indicators that will implement the 65% rule are:

13. Was the Percent of Operating Expenditures Expended For Instruction More Than or Equal to 65%? (Functions 11, 36, 93 and 95) (Phased in over three years: 55% for 2006-2007; 60% for 2007-2008; and 65% for 2008-2009)

14. Was The Percent Of Operating Expenditures Expended For Instruction More Than or Equal to 65%? (Functions 11, 12, 31, 33, 36, 93, and 95).

NCES: National Center for Education Statistics

School First 2007



As of February 14, 2007

Actual

Budget

13. Was The Percent Of Operating Expenditures Expended For Instruction More Than or Equal to 65%? (Functions 11, 36, 93 and 95) (Phased in over three years: 55% for 2006-2007; 60% for 2007-2008; and 65% for 2008-2009)

Indicator 13

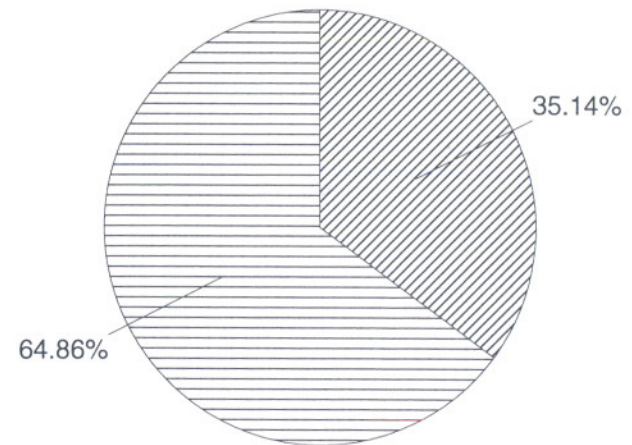
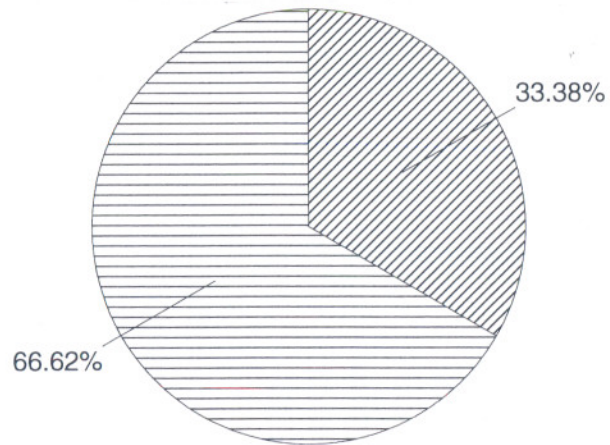


Instructional	\$7,168,242.00
Other	\$4,939,274.85
Total	\$12,107,516.85

Instructional	\$14,972,846.21
Other	\$10,742,525.00
Total	\$25,715,371.21

14. Was The Percent Of Operating Expenditures Expended For Instruction More Than or Equal to 65%? (Functions 11, 12, 31, 33, 36, 93, and 95).

Indicator 14



Instructional	\$7,846,730.60
Other	\$3,931,162.39
Total	\$11,777,892.99

Instructional	\$16,678,001.21
Other	\$9,037,370.00
Total	\$25,715,371.21