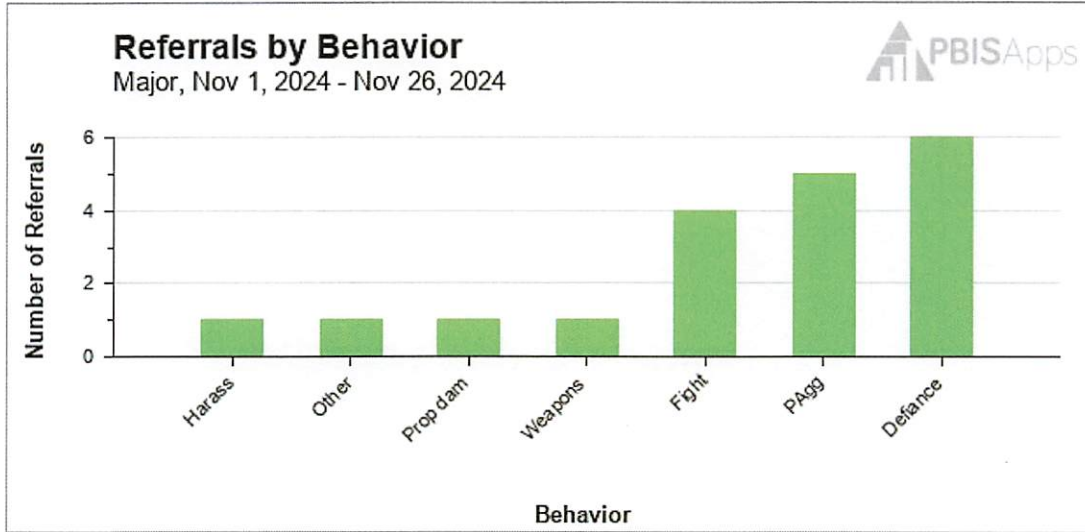




Referrals By Behavior  
11/1/24 - 11/26/24

- 
- 
- 
- 

Outcome: Administrator-managed (Major)  
 Sort Order: Frequency  
 Show Values on the Graph: No  
 Only Show Behaviors With Data: Yes

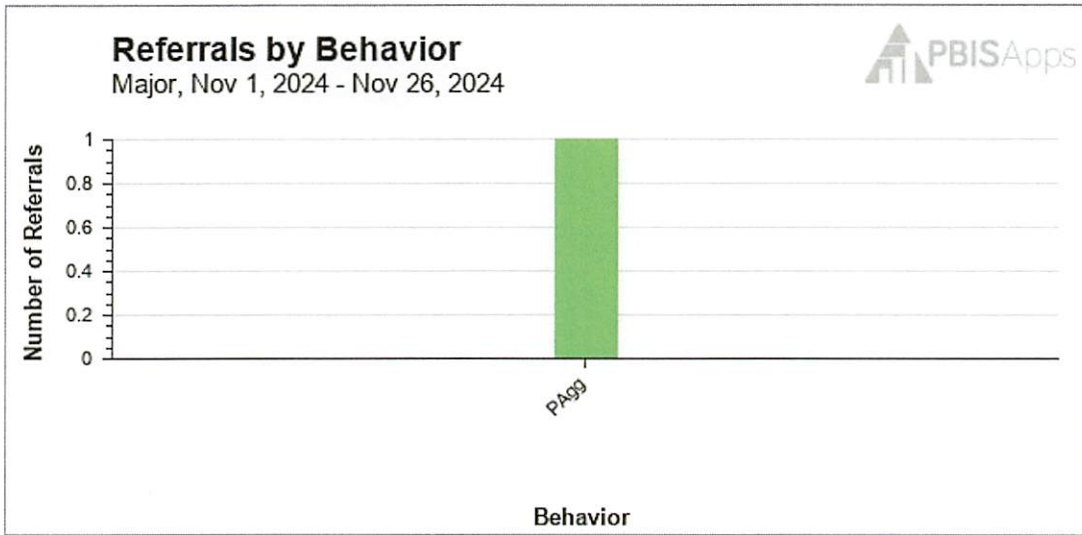




Referrals By Behavior  
11/1/24 - 11/26/24

- 
- 
- 
- 

Outcome: Administrator-managed (Major)  
Sort Order: Frequency  
Show Values on the Graph: No  
Only Show Behaviors With Data: Yes

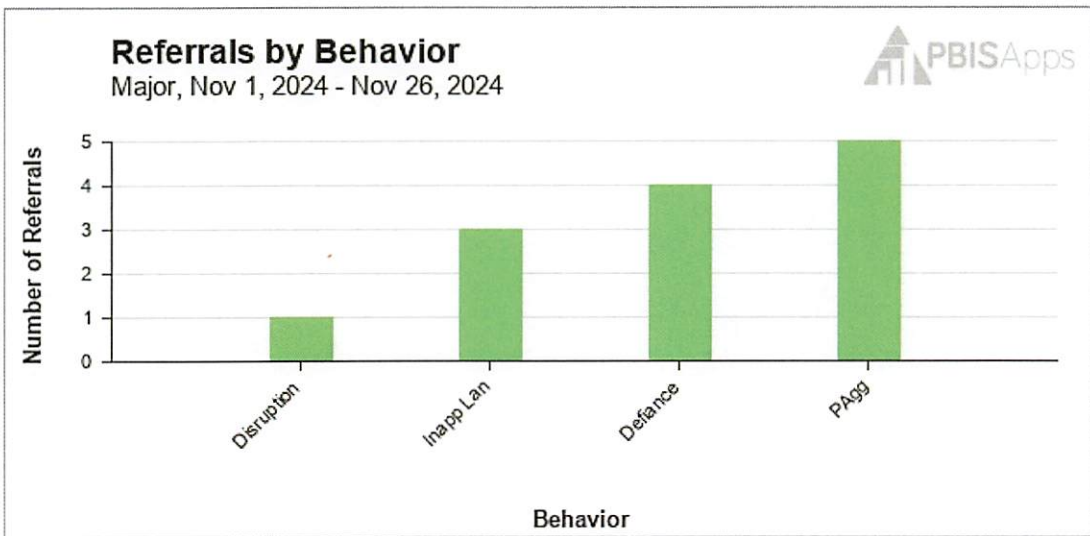




Referrals By Behavior  
11/1/24 - 11/26/24

- 
- 
- 
- 

Outcome: Administrator-managed (Major)  
Sort Order: Frequency  
Show Values on the Graph: No  
Only Show Behaviors With Data: Yes

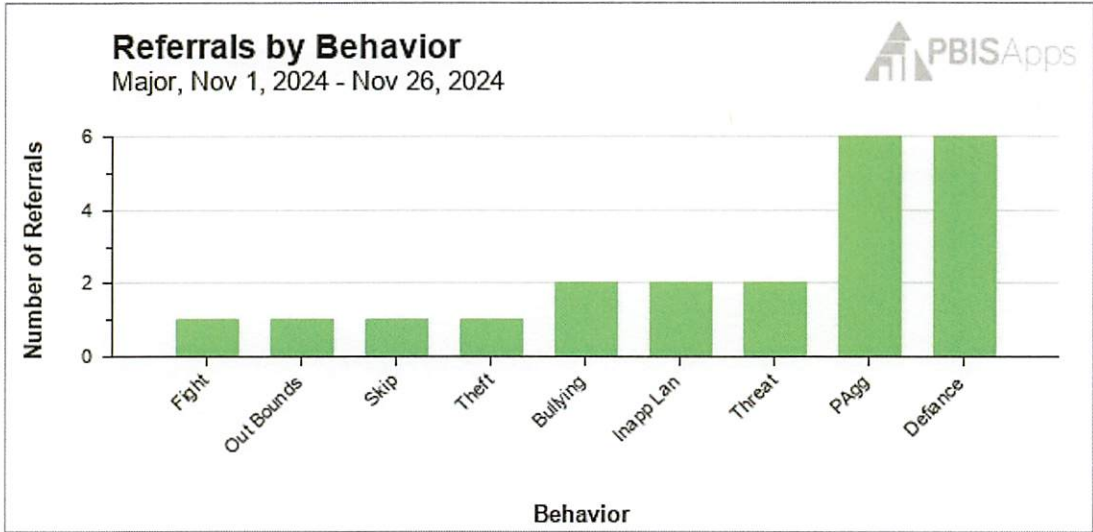




Referrals By Behavior  
11/1/24 - 11/26/24

- 
- 
- 
- 

Outcome: Administrator-managed (Major)  
 Sort Order: Frequency  
 Show Values on the Graph: No  
 Only Show Behaviors With Data: Yes

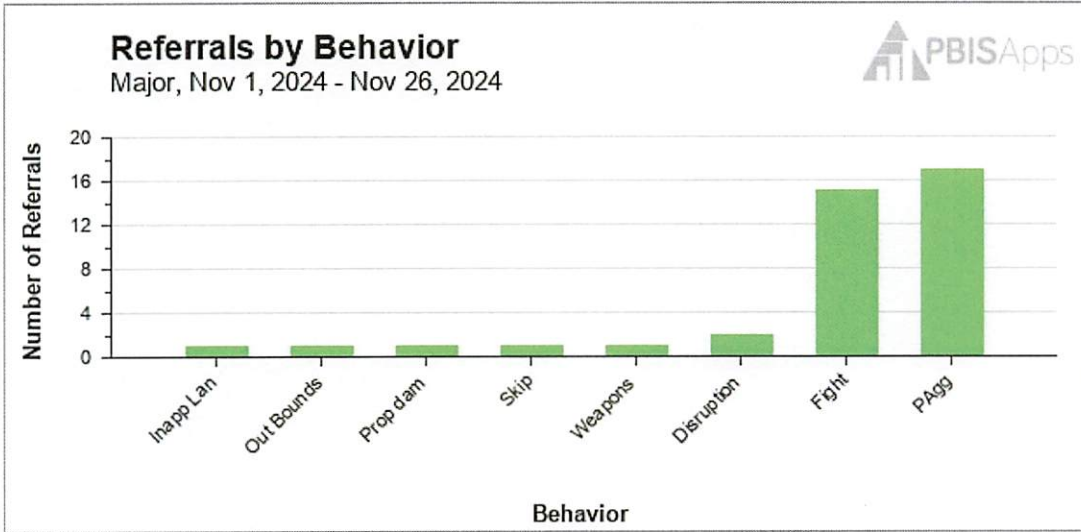




**Referrals By Behavior**  
11/1/24 - 11/26/24

- 
- 
- 
- 

**Outcome:** Administrator-managed (Major)  
**Sort Order:** Frequency  
**Show Values on the Graph:** No  
**Only Show Behaviors With Data:** Yes

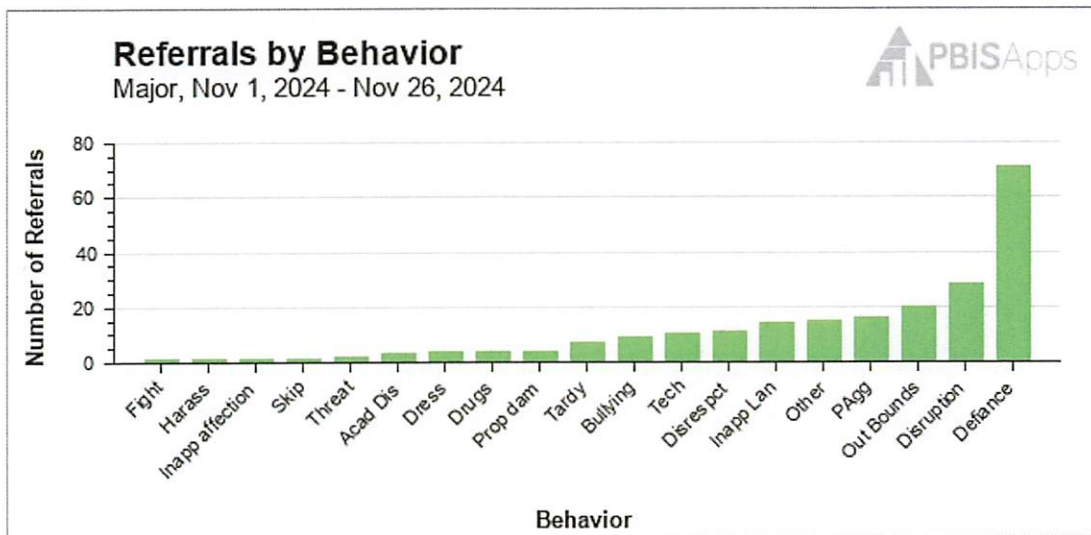




Referrals By Behavior  
11/1/24 - 11/26/24

- 
- 
- 
- 

Outcome: Administrator-managed (Major)  
 Sort Order: Frequency  
 Show Values on the Graph: No  
 Only Show Behaviors With Data: Yes





Referrals By Behavior  
11/1/24 - 11/26/24

- 
- 
- 
- 

Outcome: Administrator-managed (Major)  
 Sort Order: Frequency  
 Show Values on the Graph: No  
 Only Show Behaviors With Data: Yes

