

**BOARD OF TRUSTEES
AGENDA**

<input type="checkbox"/> Workshop	<input checked="" type="checkbox"/> Regular	<input type="checkbox"/> Special
-----------------------------------	---	----------------------------------

- (A) Report Only Recognition

Presenter(s): ISMAEL MIJARES, DEPUTY SUPERINTENDENT FOR BUSINESS & FINANCE

Briefly describe the subject of the report or recognition presentation.

REVIEW INVESTMENT OFFICER'S ANNUAL REPORT OF INVESTMENT TRANSACTIONS FOR ALL FUNDS FOR THE QUARTER ENDED AUGUST 31, 2024.

- (B) Action Item

Presenter(s):

Briefly describe the action required.

- (C) **Funding source: Identify the source of funds if any are required.**

- (D) **Clarification: Explain any question or issues that might be raised regarding this item.**

THE ANNUAL INVESTMENT REPORT IS BEING PREPARED IN ACCORDANCE WITH BOARD POLICY CDA (LOCAL).



EAGLE PASS INDEPENDENT SCHOOL DISTRICT

TO: Samuel Mijares, Superintendent
FROM: Ismael Mijares
Deputy Superintendent for Business & Finance-Investment Officer
DATE: September 23, 2024
SUBJECT: ANNUAL INVESTMENT REPORT

Attached is the District's Annual Investment Report in accordance with Board Policy CDA (Local). The Report includes statements for the period ending August 31, 2024. The following is a summary of the amounts invested in various accounts.

LONESTAR INVESTMENT POOL - CORPORATE OVERNIGHT PLUS FUND

ELEMENTARY FUND	85,660.70
GENERAL FUND	86,757,990.55
INTEREST & SINKING FUND	1,565,931.93
TOTAL:	\$88,409,583.18

The grand total of the District's investments on August 31, 2024 was \$88,409,583.18
The market value of these investments as of August 31, 2024 was \$88,423,745.09

The following yields earned on the District's investments should indicate the performance of the investments by comparing them to other indices.

<u>INVESTMENTS</u>	<u>AVERAGE 12-MONTH YIELD</u>	
	<u>2022-23</u>	<u>2023-24</u>
FIRST PUBLIC—LONE STAR INVESTMENT POOL - GOVERNMENT OVERNIGHT FUND	4.17%	5.33%
FIRST PUBLIC—LONE STAR INVESTMENT POOL - CORPORATE OVERNIGHT PLUS FUND	4.51%	5.53%

OTHER INDICES

<u>LONESTAR'S SOURCE</u>	<u>INDEX</u>	<u>RETURN</u>	
		<u>2022-23</u>	<u>2023-24</u>
STANDISH	30-DAY U.S. TREASURY BILL	4.28%	5.37%
STANDISH	90-DAY U.S. TREASURY BILL	4.65%	5.38%
STANDISH	6-MONTH U.S. TREASURY BILL	4.88%	5.33%
STANDISH	FEDERAL FUNDS	4.38%	5.33%

We will continue investing in the *First Public—Lone Star Investment Pool* for the 2024-25 school year.

Eagle Pass Independent School District

Schedule of Investments and Market Values

August 31, 2024

LONESTAR INVESTMENT POOL - **CORPORATE OVERNIGHT PLUS FUND**:

Account	Investments 8/31/2023	12 mth. Avg. Annual Yield	Market Values 8/31/2023	Investments 8/31/2024	12 mth. Avg. Annual Yield	Market Values 8/31/2024
Elementary Fund	123,781.81	4.58%	123,782.32	85,660.70	5.53%	85,674.42
General Fund	91,478,931.97	4.58%	91,479,308.80	86,757,990.55	5.53%	86,771,887.90
Interest & Sinking Fund	1,798,584.83	4.58%	1,798,592.24	1,565,931.93	5.53%	1,566,182.77
TOTAL OF INVESTMENTS	\$93,401,298.61	4.58%	\$93,401,683.36	\$88,409,583.18	5.53%	\$88,423,745.09

OTHER YIELD AVERAGES:

	8/31/2023**	11/30/2023*	2/29/2024*	5/31/2024*	8/31/2024**
Lonestar Investment Pool-Corporate Overnight Plus Fund	4.58%	5.62%	5.59%	5.48%	5.53%
Wall Street Journal 91-Day US Treasury Bill	4.56%	5.31%	5.23%	5.24%	5.24%
Wall Street Journal 6-Month US Treasury Bill	4.71%	5.29%	5.08%	5.14%	5.12%
Cash in bank accounts	2.20%	2.91%	3.56%	3.56%	3.56%

* 3-Month Average

** 12-Month Average

NOTE:

Cash in bank accounts as of 8/31/24--\$10,624,781.37: Food Service Fund \$1,624,195.32; General Operating Fund \$8,954,921.59; AND I&S Fund \$45,664.46
Federal Deposit Insurance Corporation and Market Value of Pledged Amount: \$250,000 + \$15,605,436.00 = **\$15,855,436.00**

EAGLE PASS INDEPENDENT SCHOOL DISTRICT
Schedule of Investments and Interest Earned
For Quarter Ending August 31, 2024

Fund	Fund Code	Account Type	Investments	Interest Earned	Investments	Interest Earned
			Account Balance as of 08/31/2023	06/01/2023 to 8/31/2023	Account Balance as of 08/31/2024	06/01/2024 to 8/31/2024
Elementary Fund	865	Corporate Overnight Plus Fund	123,781.81	1,852.67	85,660.70	1,309.28
General Fund	199	Corporate Overnight Plus Fund	91,478,931.97	1,305,865.78	86,757,990.55	1,337,492.46
Interest & Sinking Fund	518	Corporate Overnight Plus Fund	1,798,584.83	43,695.81	1,565,931.93	41,372.78
		Total Invested/Interest Earned	<u>93,401,298.61</u>	<u>1,351,414.26</u>	<u>88,409,583.18</u>	<u>1,380,174.52</u>

Fund	Fund Code	Account Type	Investments	Interest Earned	Investments	Interest Earned
			Account Balance as of 08/31/2023	09/01/2022 to 8/31/2023	Account Balance as of 08/31/2023	09/01/2023 to 8/31/2024
Elementary Fund	865	Corporate Overnight Plus Fund	123,781.81	6,860.51	85,660.70	6,249.18
General Fund	199	Corporate Overnight Plus Fund	91,478,931.97	4,415,650.00	86,757,990.55	5,496,931.58
Interest & Sinking Fund	518	Corporate Overnight Plus Fund	1,798,584.83	137,355.86	1,565,931.93	157,505.10
		Total Invested/Interest Earned	<u>93,401,298.61</u>	<u>4,559,866.37</u>	<u>88,409,583.18</u>	<u>5,660,685.86</u>

EAGLE PASS INDEPENDENT SCHOOL DISTRICT
As of August 31, 2024
Cash in Bank Accounts

Food Service Fund		1,624,195.32
General Fund		
Tax Collections-Escrow Account	434,285.44	
Designated Purpose Fund	1,110,577.88	
Tax Collections-Credit Card/ACH Payments	160.50	
Payroll Fund	266,723.91	
Disbursement Fund	1,474,970.29	
Elementary Fund	524,246.66	
Health Insurance Fund	4,985,918.36	
General Operating	158,038.55	8,954,921.59
I & S Fund-Bond Series		45,664.46
	Total	10,624,781.37

* Federal Deposit Insurance Corporation	250,000.00
** Pledged Amount (LOC)	15,605,436.00
TOTAL	15,855,436.00
Amount Over/(Under) Pledged	5,230,654.63

* Federal Deposit Insurance Corporation (FDIC) amount provided by the U.S. government as collateral to insure deposits.

** Irrevocable Letter of Credit (ILOC) amount provided by Compass Bank as collateral to protect deposits as required by the Public Funds Investment Act. The ILOC issued by Compass Bank is held independently by the Federal Home Loan Bank of Atlanta and the school district is the only entity that is entitled to draw funds against it should the bank fail.

Checking Account Interest Rates			3-Month	12-Mo.
3-Month Avg	3-Month Avg	3-Month Avg	3-Month Avg	Average
Sep 23-Nov 23	Dec 23-Feb 24	Mar 24-May 24	Jun 24-Aug 24	
2.91%	3.56%	3.56%	3.56%	3.40%

CD Interest Rates 12-Month Average		
3-Month	6-Month	9-Month
N/A	N/A	N/A

PNC will evaluate each CD rate solicitation upon request.

PNC BANK
EAGLE PASS INDEPENDENT SCHOOL DISTRICT
DEPOSITORY CONTRACT
LIMITS

PLEGDED AMOUNT:

FDIC	\$	250,000.00
SECURITIES: Book Value		-
Market Value		-
Letter of credit (LOC)	\$	15,605,436.00

Total Collateral \$ 15,855,436.00

BANK ACCOUNT BALANCES AS OF: August 31, 2024

Designated Purpose Fund	4944656283	1,110,577.88	
Disbursement Fund	4944657868	1,474,970.29	
Elementary Fund	4944657876	524,246.66	
Tax Collections-Escrow Account	4942495711	434,285.44	
Food Service Fund	4944656291	1,624,195.32	
General Operating Fund	4944664734	158,038.55	
Health Insurance Fund	4943438815	4,985,918.36	
I&S Fund	4944657884	45,664.46	
Payroll Fund	4944657841	266,723.91	
Tax Collections-Credit Card/ACH	4944656662	160.50	
Certificates of Deposit		\$ -	
Total Checking Account Balances			\$ 10,624,781.37
Amount Over/(Under) Pledged			\$ 5,230,654.63

PNC BANK
EAGLE PASS INDEPENDENT SCHOOL DISTRICT
DEPOSITORY CONTRACT
LIMITS

PLEGGED AMOUNT:

FDIC	\$	250,000.00
SECURITIES: Book Value		-
Market Value		-
Letter of credit (LOC)	\$	16,144,002.00

Total Collateral \$ 16,394,002.00

BANK ACCOUNT BALANCES AS OF: August 31, 2023

Designated Purpose Fund	4944656283	27,551.93	
Disbursement Fund	4944657868	741,270.89	
Elementary Fund	4944657876	409,276.54	
Tax Collections-Escrow Account	4942495711	578,607.55	
Food Service Fund	4944656291	1,491,408.09	
General Operating Fund	4944664734	1,058,026.33	
Health Insurance Fund	4943438815	4,980,384.36	
I&S Fund	4944657884	72,001.32	
Payroll Fund	4944657841	1,384,025.18	
Tax Collections-Credit Card/ACH	4944656662	2,020.27	
Certificates of Deposit		\$ -	
Total Checking Account Balances			\$ 10,744,572.46
Amount Over/(Under) Pledged			\$ 5,649,429.54



Participant #: 159901

Lone Star™ 2024 4th Quarter
Investment Pool **Quarterly Statement**

Statement Period: 06/01/2024 to 08/31/2024

Ismael Mijares
Eagle Pass ISD
587 Madison St
Eagle Pass, Texas 78852



Summary of Portfolio Holdings

Account	Fund	Number of Shares	Price Per Share	Account Book Value (USD)	Account Market Value (USD)	% Port.
<i>Elementary Fund</i>	Corporate Overnight Plus Fund	85,660.70	1.00	85,660.70	85,674.42	0.10%
Totals:				85,660.70	85,674.42	

Account	Fund	Number of Shares	Price Per Share	Account Book Value (USD)	Account Market Value (USD)	% Port.
<i>General Fund</i>	Corporate Overnight Plus Fund	86,757,990.55	1.00	86,757,990.55	86,771,887.90	98.13%
Totals:				86,757,990.55	86,771,887.90	

Account	Fund	Number of Shares	Price Per Share	Account Book Value (USD)	Account Market Value (USD)	% Port.
<i>Interest & Sinking Fund</i>	Corporate Overnight Plus Fund	1,565,931.93	1.00	1,565,931.93	1,566,182.77	1.77%
Totals:				1,565,931.93	1,566,182.77	

Totals

Fund	Number of Shares	Price Per Share	Fund Balance (USD)	% Port.
Corporate Overnight Fund	0.00	1.00	0.00	0.00 %
Government Overnight Fund	0.00	1.00	0.00	0.00 %
Corporate Overnight Plus Fund	88,409,583.18	1.00	88,409,583.18	100.00 %
Total Value:			88,409,583.18	100.00 %

Portfolio Transactions

Elementary Fund - Corporate Overnight Plus Fund

Settle Date	Trade Type	Share Balance	Number of Shares	Price/Share	Amount (USD)
06/01/2024	Starting Balance	109,409.01			109,409.01
06/05/2024	Transfer Out	107,675.13	-1,733.88	1.00	-1,733.88
06/13/2024	Transfer Out	107,167.54	-507.59	1.00	-507.59
06/27/2024	Transfer Out	102,940.07	-4,227.47	1.00	-4,227.47
06/28/2024	Interest	103,418.37	478.30	1.00	478.30



Elementary Fund - Corporate Overnight Plus Fund (Continued)

Settle Date	Trade Type	Share Balance	Number of Shares	Price/Share	Amount (USD)
07/08/2024	Transfer Out	102,833.31	-585.06	1.00	-585.06
07/17/2024	Transfer Out	86,154.25	-16,679.06	1.00	-16,679.06
07/23/2024	Transfer Out	85,675.95	-478.30	1.00	-478.30
07/31/2024	Interest	86,112.89	436.94	1.00	436.94
08/12/2024	Transfer Out	85,698.27	-414.62	1.00	-414.62
08/14/2024	Transfer Out	85,261.33	-436.94	1.00	-436.94
08/19/2024	Transfer In	85,266.66	5.33	1.00	5.33
08/30/2024	Interest	85,660.70	394.04	1.00	394.04
08/31/2024	Ending Balance	85,660.70			85,660.70

General Fund - Corporate Overnight Plus Fund

Settle Date	Trade Type	Share Balance	Number of Shares	Price/Share	Amount (USD)
06/01/2024	Starting Balance	103,787,592.82			103,787,592.82
06/03/2024	Deposit	104,195,578.82	407,986.00	1.00	407,986.00
06/05/2024	Transfer In	104,197,312.70	1,733.88	1.00	1,733.88
06/05/2024	Withdrawal	99,597,312.70	-4,600,000.00	1.00	-4,600,000.00
06/07/2024	Vendor Payment Texas State Natural Gas, Inc.	99,595,861.53	-1,451.17	1.00	-1,451.17
06/12/2024	Vendor Payment Tristar Risk Management	99,584,236.78	-11,624.75	1.00	-11,624.75
06/13/2024	Transfer In	99,584,744.37	507.59	1.00	507.59
06/17/2024	Deposit	99,587,780.88	3,036.51	1.00	3,036.51
06/17/2024	Deposit	99,651,726.81	63,945.93	1.00	63,945.93
06/17/2024	Deposit	99,884,789.15	233,062.34	1.00	233,062.34
06/17/2024	Deposit	99,918,391.88	33,602.73	1.00	33,602.73
06/17/2024	Deposit	100,483,107.77	564,715.89	1.00	564,715.89
06/17/2024	Deposit	100,524,569.64	41,461.87	1.00	41,461.87
06/17/2024	Deposit	100,552,586.98	28,017.34	1.00	28,017.34
06/17/2024	Deposit	100,642,073.98	89,487.00	1.00	89,487.00
06/17/2024	Withdrawal	98,642,073.98	-2,000,000.00	1.00	-2,000,000.00
06/17/2024	Withdrawal	97,584,744.37	-1,057,329.61	1.00	-1,057,329.61
06/18/2024	Vendor Payment Frontera Construction, LLC	97,540,508.76	-44,235.61	1.00	-44,235.61
06/18/2024	Withdrawal	94,040,508.76	-3,500,000.00	1.00	-3,500,000.00
06/18/2024	Vendor Payment Frontera Construction, LLC	93,960,881.02	-79,627.74	1.00	-79,627.74
06/20/2024	Vendor Payment Hellas Construction Inc.	93,748,478.42	-212,402.60	1.00	-212,402.60
06/24/2024	Deposit	95,041,618.94	1,293,140.52	1.00	1,293,140.52
06/25/2024	Deposit	105,079,198.94	10,037,580.00	1.00	10,037,580.00
06/25/2024	Vendor Payment HEB Grocery Company, LP	105,055,726.30	-23,472.64	1.00	-23,472.64
06/27/2024	Transfer In	105,059,953.77	4,227.47	1.00	4,227.47
06/27/2024	Withdrawal	105,038,615.09	-21,338.68	1.00	-21,338.68
06/27/2024	Withdrawal	103,638,615.09	-1,400,000.00	1.00	-1,400,000.00
06/28/2024	Vendor Payment Tristar Risk Management	103,638,101.49	-513.60	1.00	-513.60
06/28/2024	Interest	104,083,656.51	445,555.02	1.00	445,555.02
07/02/2024	Deposit	104,265,378.51	181,722.00	1.00	181,722.00
07/02/2024	Deposit	104,482,019.80	216,641.29	1.00	216,641.29
07/08/2024	Transfer In	104,482,604.86	585.06	1.00	585.06
07/08/2024	Withdrawal	104,084,241.57	-398,363.29	1.00	-398,363.29
07/08/2024	Withdrawal	102,791,101.05	-1,293,140.52	1.00	-1,293,140.52
07/09/2024	Vendor Payment Medina's Concrete Work Inc	102,746,826.30	-44,274.75	1.00	-44,274.75



General Fund - Corporate Overnight Plus Fund (Continued)

Settle Date	Trade Type	Share Balance	Number of Shares	Price/Share	Amount (USD)
07/09/2024	Vendor Payment Medina's Concrete Work Inc	102,716,473.30	-30,353.00	1.00	-30,353.00
07/09/2024	Vendor Payment Medina's Concrete Work Inc	102,706,973.05	-9,500.25	1.00	-9,500.25
07/09/2024	Withdrawal	99,706,973.05	-3,000,000.00	1.00	-3,000,000.00
07/10/2024	Withdrawal	96,706,973.05	-3,000,000.00	1.00	-3,000,000.00
07/11/2024	Vendor Payment Frontera Construction, LLC	96,666,500.36	-40,472.69	1.00	-40,472.69
07/12/2024	Vendor Payment Medina's Concrete Work Inc	96,663,691.51	-2,808.85	1.00	-2,808.85
07/12/2024	Vendor Payment Tristar Risk Management	96,656,767.28	-6,924.23	1.00	-6,924.23
07/12/2024	Vendor Payment Texas State Natural Gas, Inc.	96,655,545.27	-1,222.01	1.00	-1,222.01
07/12/2024	Vendor Payment HEB Grocery Company, LP	96,653,239.66	-2,305.61	1.00	-2,305.61
07/12/2024	Vendor Payment JP Sanchez Construction Co Inc	96,479,864.66	-173,375.00	1.00	-173,375.00
07/16/2024	Deposit	96,483,393.52	3,528.86	1.00	3,528.86
07/16/2024	Deposit	96,564,317.58	80,924.06	1.00	80,924.06
07/17/2024	Transfer In	96,580,996.64	16,679.06	1.00	16,679.06
07/17/2024	Vendor Payment Medina's Concrete Work Inc	96,570,420.89	-10,575.75	1.00	-10,575.75
07/23/2024	Transfer In	96,570,899.19	478.30	1.00	478.30
07/23/2024	Withdrawal	94,570,899.19	-2,000,000.00	1.00	-2,000,000.00
07/23/2024	Withdrawal	94,486,446.27	-84,452.92	1.00	-84,452.92
07/23/2024	Vendor Payment Tristar Risk Management	94,476,772.93	-9,673.34	1.00	-9,673.34
07/24/2024	Withdrawal	91,476,772.93	-3,000,000.00	1.00	-3,000,000.00
07/25/2024	Deposit	101,173,210.93	9,696,438.00	1.00	9,696,438.00
07/30/2024	Deposit	101,250,635.34	77,424.41	1.00	77,424.41
07/30/2024	Deposit	102,799,123.62	1,548,488.28	1.00	1,548,488.28
07/30/2024	Withdrawal	101,169,123.62	-1,630,000.00	1.00	-1,630,000.00
07/30/2024	Withdrawal	101,142,156.47	-26,967.15	1.00	-26,967.15
07/31/2024	Interest	101,600,769.72	458,613.25	1.00	458,613.25
08/01/2024	Vendor Payment Thermavue Solutions, Inc	101,584,522.73	-16,246.99	1.00	-16,246.99
08/01/2024	Vendor Payment Thermavue Solutions, Inc	101,416,132.53	-168,390.20	1.00	-168,390.20
08/01/2024	Withdrawal	100,899,242.13	-516,890.40	1.00	-516,890.40
08/02/2024	Vendor Payment Medina's Concrete Work Inc	100,770,592.13	-128,650.00	1.00	-128,650.00
08/05/2024	Deposit	100,773,258.80	2,666.67	1.00	2,666.67
08/06/2024	Deposit	100,784,558.29	11,299.49	1.00	11,299.49
08/06/2024	Withdrawal	100,781,891.62	-2,666.67	1.00	-2,666.67
08/06/2024	Withdrawal	97,781,891.62	-3,000,000.00	1.00	-3,000,000.00
08/07/2024	Withdrawal	97,770,592.13	-11,299.49	1.00	-11,299.49
08/07/2024	Withdrawal	94,770,592.13	-3,000,000.00	1.00	-3,000,000.00
08/08/2024	Deposit	94,778,116.13	7,524.00	1.00	7,524.00
08/09/2024	Vendor Payment Texas State Natural Gas, Inc.	94,776,711.76	-1,404.37	1.00	-1,404.37
08/12/2024	Transfer In	94,777,126.38	414.62	1.00	414.62
08/12/2024	Vendor Payment Medina's Concrete Work Inc	94,767,276.38	-9,850.00	1.00	-9,850.00
08/12/2024	Vendor Payment Medina's Concrete Work Inc	94,760,776.38	-6,500.00	1.00	-6,500.00



General Fund - Corporate Overnight Plus Fund (Continued)

Settle Date	Trade Type	Share Balance	Number of Shares	Price/Share	Amount (USD)
08/12/2024	Vendor Payment Tristar Risk Management	94,755,103.47	-5,672.91	1.00	-5,672.91
08/13/2024	Vendor Payment Frontera Construction, LLC	94,691,555.29	-63,548.18	1.00	-63,548.18
08/13/2024	Vendor Payment JP Sanchez Construction Co Inc	94,613,465.29	-78,090.00	1.00	-78,090.00
08/13/2024	Vendor Payment JP Sanchez Construction Co Inc	94,506,780.29	-106,685.00	1.00	-106,685.00
08/13/2024	Vendor Payment JP Sanchez Construction Co Inc	94,400,095.29	-106,685.00	1.00	-106,685.00
08/13/2024	Vendor Payment JP Sanchez Construction Co Inc	94,354,970.29	-45,125.00	1.00	-45,125.00
08/14/2024	Deposit	94,894,673.88	539,703.59	1.00	539,703.59
08/14/2024	Deposit	94,974,310.55	79,636.67	1.00	79,636.67
08/14/2024	Deposit	95,045,688.73	71,378.18	1.00	71,378.18
08/14/2024	Deposit	96,390,155.48	1,344,466.75	1.00	1,344,466.75
08/14/2024	Deposit	96,667,993.98	277,838.50	1.00	277,838.50
08/14/2024	Deposit	96,818,755.87	150,761.89	1.00	150,761.89
08/14/2024	Deposit	96,827,115.77	8,359.90	1.00	8,359.90
08/14/2024	Deposit	97,030,802.48	203,686.71	1.00	203,686.71
08/14/2024	Deposit	97,121,388.68	90,586.20	1.00	90,586.20
08/14/2024	Deposit	97,168,634.31	47,245.63	1.00	47,245.63
08/14/2024	Transfer In	97,169,071.25	436.94	1.00	436.94
08/14/2024	Withdrawal	95,535,634.56	-1,633,436.69	1.00	-1,633,436.69
08/15/2024	Vendor Payment HEB Grocery Company, LP	95,535,099.21	-535.35	1.00	-535.35
08/16/2024	Vendor Payment Tristar Risk Management	95,524,829.11	-10,270.10	1.00	-10,270.10
08/16/2024	Vendor Payment Frontera Construction, LLC	95,370,423.56	-154,405.55	1.00	-154,405.55
08/16/2024	Vendor Payment Frontera Construction, LLC	94,997,616.67	-372,806.89	1.00	-372,806.89
08/19/2024	Transfer Out	94,997,611.34	-5.33	1.00	-5.33
08/20/2024	Deposit	95,085,362.97	87,751.63	1.00	87,751.63
08/20/2024	Withdrawal	94,997,611.34	-87,751.63	1.00	-87,751.63
08/20/2024	Withdrawal	92,183,947.32	-2,813,664.02	1.00	-2,813,664.02
08/23/2024	Deposit	92,185,274.32	1,327.00	1.00	1,327.00
08/26/2024	Vendor Payment JP Sanchez Construction Co Inc	92,015,699.32	-169,575.00	1.00	-169,575.00
08/26/2024	Vendor Payment Bega Paving Inc.	91,648,744.82	-366,954.50	1.00	-366,954.50
08/26/2024	Vendor Payment Thermavue Solutions, Inc	91,477,479.80	-171,265.02	1.00	-171,265.02
08/26/2024	Withdrawal	89,877,479.80	-1,600,000.00	1.00	-1,600,000.00
08/26/2024	Vendor Payment TASB Risk Management Fund	89,864,922.14	-12,557.66	1.00	-12,557.66
08/26/2024	Vendor Payment Tristar Risk Management	89,847,105.52	-17,816.62	1.00	-17,816.62
08/26/2024	Vendor Payment Medina's Concrete Work Inc	89,802,036.52	-45,069.00	1.00	-45,069.00
08/28/2024	Deposit	89,964,383.52	162,347.00	1.00	162,347.00
08/28/2024	Withdrawal	88,464,383.52	-1,500,000.00	1.00	-1,500,000.00
08/28/2024	Withdrawal	88,424,666.36	-39,717.16	1.00	-39,717.16
08/29/2024	Deposit	88,424,870.36	204.00	1.00	204.00
08/29/2024	Withdrawal	88,424,666.36	-204.00	1.00	-204.00
08/30/2024	Withdrawal	86,324,666.36	-2,100,000.00	1.00	-2,100,000.00



General Fund - Corporate Overnight Plus Fund (Continued)

Settle Date	Trade Type	Share Balance	Number of Shares	Price/Share	Amount (USD)
08/30/2024	Interest	86,757,990.55	433,324.19	1.00	433,324.19
08/31/2024	Ending Balance	86,757,990.55			86,757,990.55

Interest & Sinking Fund - Corporate Overnight Plus Fund

Settle Date	Trade Type	Share Balance	Number of Shares	Price/Share	Amount (USD)
06/01/2024	Starting Balance	3,719,934.15			3,719,934.15
06/28/2024	Interest	3,736,556.78	16,622.63	1.00	16,622.63
07/09/2024	Deposit	3,836,556.78	100,000.00	1.00	100,000.00
07/31/2024	Interest	3,854,131.06	17,574.28	1.00	17,574.28
08/01/2024	Withdrawal	1,558,756.06	-2,295,375.00	1.00	-2,295,375.00
08/30/2024	Interest	1,565,931.93	7,175.87	1.00	7,175.87
08/31/2024	Ending Balance	1,565,931.93			1,565,931.93

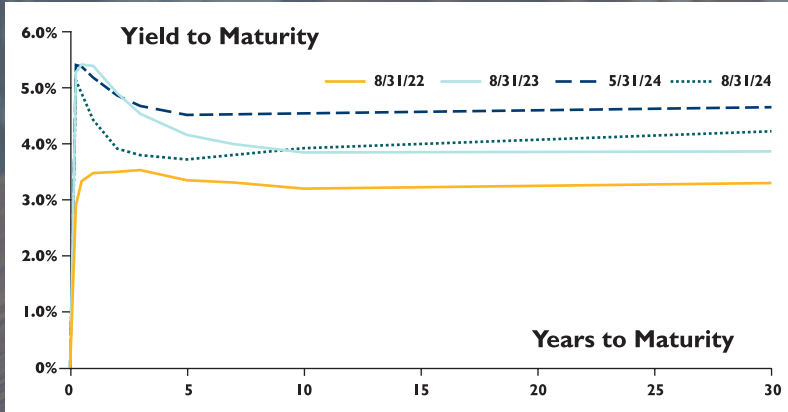
Important Information about this statement

Please review this statement carefully, it is the official record of your account with Lone Star Investment Pool and First Public, LLC. If you disagree with any transaction, or if there are any errors or omissions in this statement please notify us promptly in writing, but no later than 10 business days after receipt of this statement. Trades pending settlement will not appear on this statement. All such trades will appear in the next monthly statement. The yield for the period is an annualized rate that reflects the relationship between the average amount of income earned and the average daily balance for the account. Please notify First Public promptly and in writing of any changes of address or phone number. Times of transactions will be furnished upon written request. The Lone Star Investment Pool Information Statement should be read carefully before investing. Investors should consider the investment objectives, risks, charges and expenses associated with municipal fund securities before investing. All transactions are no load. No remuneration has, or will be, paid to any entity in connection with this transaction. An investor may obtain an Information Statement by contacting First Public at the address and phone number identified above. An investment in Lone Star investment Pool is not insured or guaranteed by the Federal Deposit Insurance Corporation ("FDIC") or any other government agency and although Lone Star Investment Pool seeks to preserve the value of the investment at a fixed share price, it is possible to lose money by investing in municipal fund securities.

Quarterly Position Report

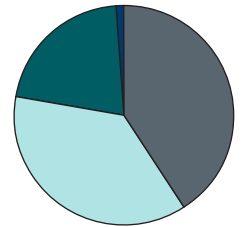
August 31, 2024

US Treasury bond yields fell up to 96 basis points in the three-month period ending in August with the two- and three-year area of the curve leading the way. The Dow Jones Industrial Average, S&P 500 and Nasdaq-100 indexes reached new all-time highs and posted solid gains as they returned +7.4%, +7.0% and +5.8%, respectively. A cooling labor market appears to be setting the table for the first rate cut since the start of the pandemic. The August payroll data came in slightly below expectations, but the previous two months were revised lower. The unemployment rate ticked slightly lower to 4.2%. The Federal Open Market Committee (FOMC) will get one more look at both the consumer price index and the producer price index before the September 18 meeting. Despite being above the Federal Reserve's (Fed's) target, the lowering trend in inflation data will play a factor in the Fed's decision on policy in September. Pricing in the Fed funds futures market is reflecting close to equal probabilities of a 25 or 50 basis point cut at the upcoming meeting. Many analysts think that starting the easing cycle with a 25-basis point move seems to be the most likely scenario.



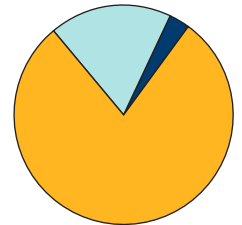
Government Overnight Fund		Duration 0.06060
	Participant Assets	Market Value
Beginning of Quarter Balance	6,436,480,836.99	6,436,384,164.59
Deposits	3,246,853,860.58	
Withdrawals	(3,543,290,481.82)	
End of Quarter Balance	6,140,044,215.75	6,140,844,510.18

Agencies	41%
Cash/Repo	37%
Treasuries	21%
MM Funds	1%



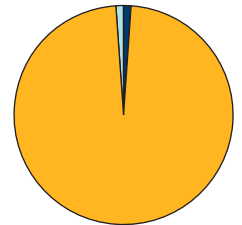
Corporate Overnight Fund		Duration 0.20497
	Participant Assets	Market Value
Beginning of Quarter Balance	3,844,847,255.94	3,844,293,923.88
Deposits	1,164,548,743.53	
Withdrawals	(1,842,038,151.68)	
End of Quarter Balance	3,167,357,847.79	3,167,895,830.29

Commercial Paper	79%
Cash/Repo	18%
MM Funds	3%



Corporate Overnight Plus Fund		Duration 0.24192
	Participant Assets	Market Value
Beginning of Quarter Balance	11,503,102,905.29	11,500,971,131.31
Deposits	4,550,900,745.77	
Withdrawals	(7,128,953,351.23)	
End of Quarter Balance	8,925,050,299.83	8,926,479,961.70

Commercial Paper	98%
Cash/Repo	1%
MM Funds	1%



Returns

	June		July		August	
	Average Rate	7-day SEC Yield	Average Rate	7-day SEC Yield	Average Rate	7-day SEC Yield
Govt Overnight Fund	5.33%	5.34%	5.33%	5.34%	5.32%	5.32%
Corp Overnight Fund	5.44%	5.44%	5.44%	5.45%	5.43%	5.44%
Corp Overnight Plus Fund	5.45%	5.46%	5.44%	5.45%	5.44%	5.44%

William Mastrodicasa
William Mastrodicasa

Lone Star Investment Pool Investment Officers

Tammy Davis
Tammy Davis