



Capital City Lighthouse Charter School

Ms. Rosanna Mhlanga, Principal

Mr. John Osborn, Assistant Principal of Instruction

Ms. Melony Phillips, Director of Special Education

<https://capitalcity.lha.net/>






Capital City Lighthouse Charter



Lighthouse
Academies

Capital City opened its doors to scholars in 2015. CCLCS currently serves 167 scholars in grades K - 5.



Arkansas Flood 2019



Lighthouse
Academies



Arkansas Flood 2019



Lighthouse
Academies



- Historical Flood of 2019
- Modular Building
 - Eight classrooms
- Scholars completed the school year at our Jacksonville Campus

Who We Serve



Lighthouse
Academies



Demographics

- 87% African American
- 7% Hispanic
- 4% Two or more races
- 2% Caucasian
- 45 Families

- Title I School Wide (K-5) Community Eligibility Provision (CEP)
 - 74.39% of scholars are Direct Cert
 - 25.61% of scholars are Free

Who We Serve – Continued



Lighthouse
Academies



Demographics

- 11% Special Education
- 28.6% Scholars with Dyslexia Indicators
- 2.5% Homeless
- 0.6% Gifted and Talented

Bus Transportation

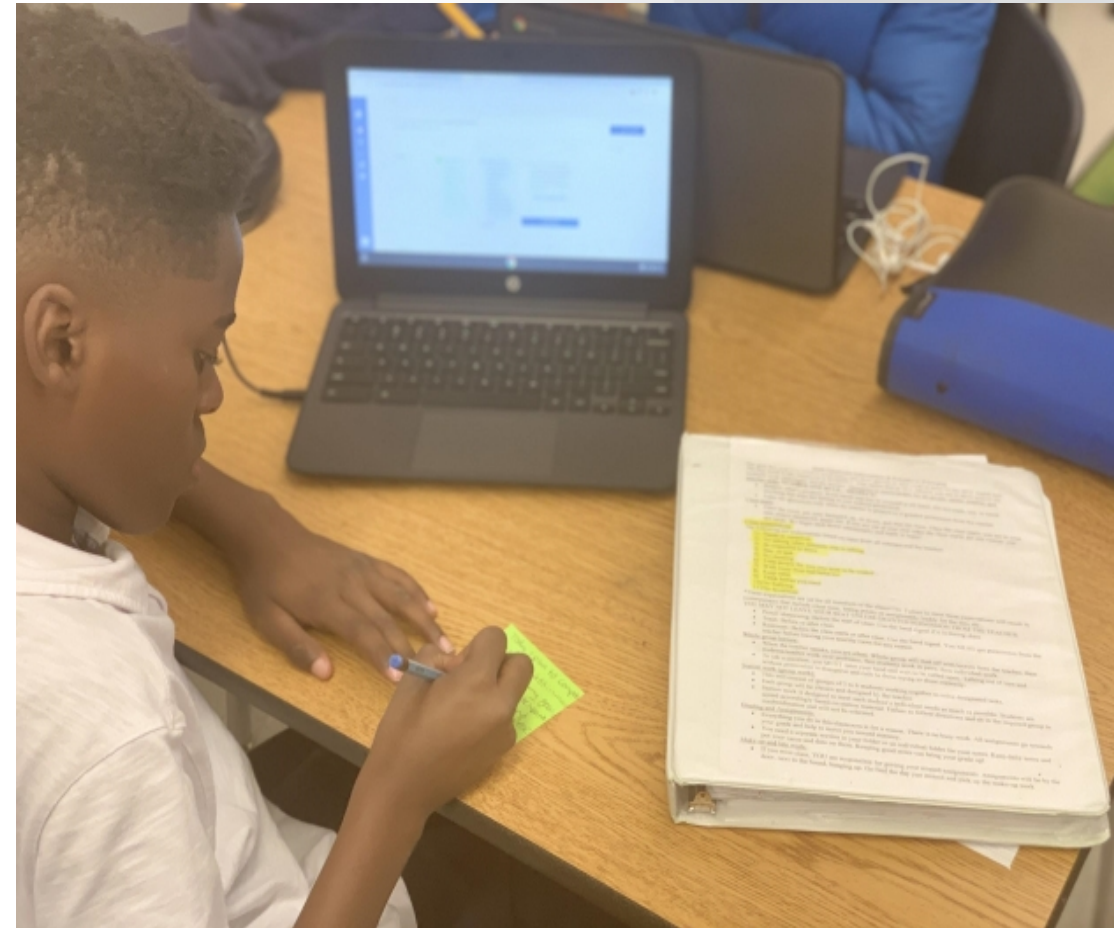
- 72% of scholars ride the bus
 - 118 scholars

Our Model: A Personalized Approach



Lighthouse
Academies

- Meeting the Needs of Our Unique Scholars
 - Social and Emotional Development Programming
 - College Ready Academic Programming
 - Literacy Block-Based on the Science of Reading
 - Daily RTI Block for all Scholars
 - Personalized through Summit Learning



Social and Emotional Needs



Lighthouse
Academies



- 11% of scholars receive Mental and Behavioral Health Services
- Social Development (Healthy Relationships)
 - Morning Meeting
 - Town Hall
 - ACES/Core Values
 - Restorative Practices

Restorative Approach



Lighthouse
Academies



- Morning Meetings
- Restorative Circles
- On-campus Mental and Behavioral Health Service Provider
- Culture Coordinator

Restorative Approach



Lighthouse
Academies



- Capital City Lighthouse Charter School utilizes a Restorative Approach that promotes resolving conflict in a constructive manner, ultimately leading to increased learning opportunities.

Professional Development



Lighthouse
Academies

Culture-based

- Trauma-Informed Training
- Framework for Understanding Poverty
- Solution Tree (PLC Training) Partnership with ADE

College-Ready Literacy



Lighthouse
Academies

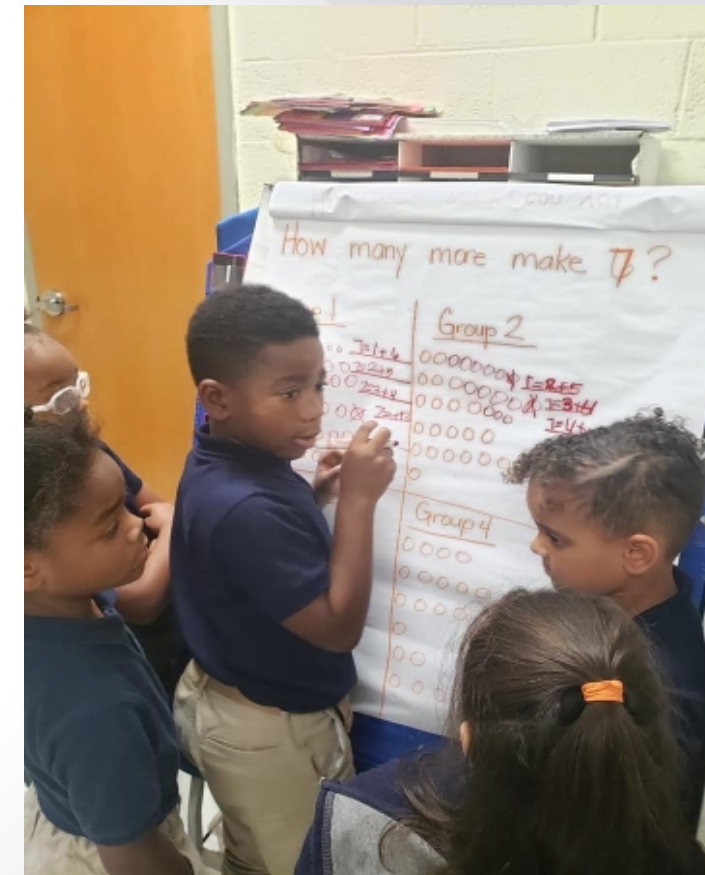
- Science of Reading Block with
 - Core Knowledge (K-2)
 - Heggerty
 - Expeditionary Learning ELA (3-4)
 - Word Study
- Summit Learning (5)
- Small Group Instruction
- Reading/Dyslexia Interventions





Math

- Eureka Math (K-4)
- Summit Personalized Learning (Grade 5)
- Moby Max - personalized support
- Small Group Instruction
- Eureka Math Consultant



Professional Development



Lighthouse
Academies

Academic-based

- Summit (Personalized Learning) training for Math, Literacy, and Special Education
- Science of Reading
 - Arkansas R.I.S.E. training
 - BrainsRead
- Dyslexia Professional Development

Family and Community Engagement



Lighthouse
Academies

Parent University

- Financial Literacy
- Curriculum Training
- Tax Preparation
- Family Resources (P.A.T Center)

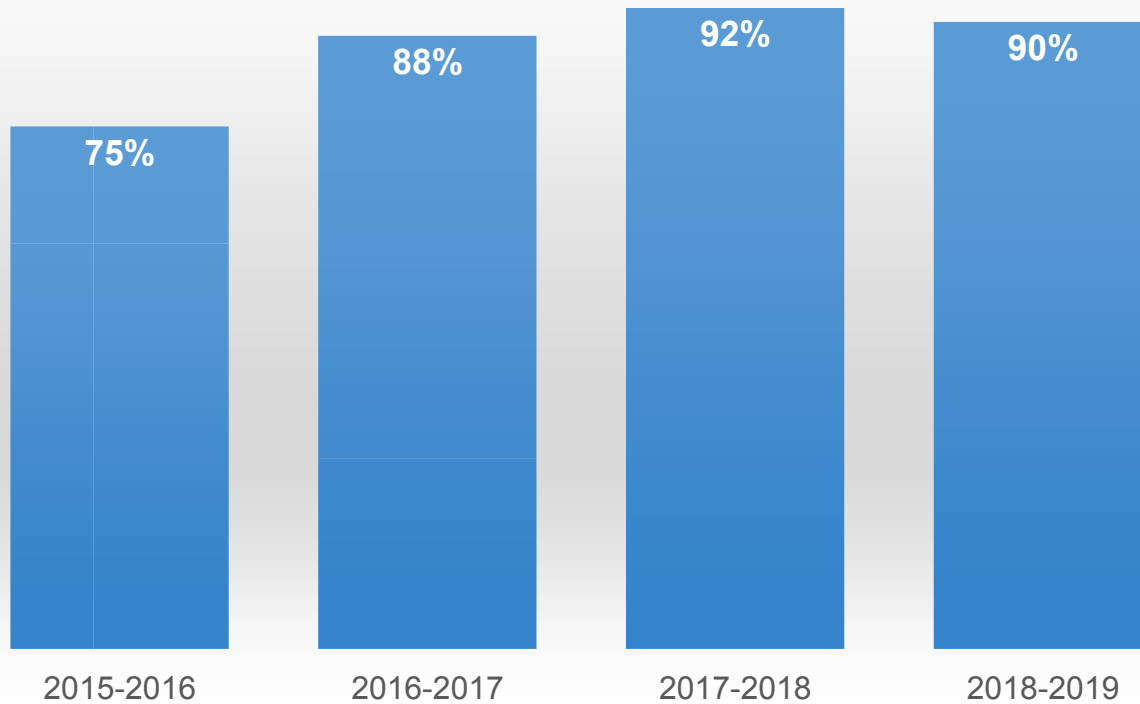


Family Satisfaction Surveys



Lighthouse
Academies

Family Satisfaction Ratings



- Four-Year Satisfaction Rate: 86%
- 15% Overall Satisfaction Rate Increase from 2015 - 2016 to 2018 - 2019


Academic Growth Awards



Lighthouse
Academies

University of Arkansas Office for Education Policy

- "Beating the Odds" Statewide ELA Growth: High School Level
- "Beating the Odds" High ELA Growth: High School Level (Central Region)



Current Data and Future Steps



Lighthouse
Academies

Two-Year Overall Achievement Data on ACT Aspire



Lighthouse
Academies

	Achievement 2017-2018	Achievement 2018-2019	Increase in Achievement
Reading	11.11%	20%	+8.89%
English	38.89%	49.47%	+10.58%
Science	13.89%	16.84%	+2.95%
Math	16.67%	28.42%	+11.75

- All content areas increased in achievement
 - More than 10% increase in English and Math
 - Nearly a 9% increase in Reading
 - 6.5 % increase in ELA (English, Writing, and Reading achievement)



ESSA	2017-2018	2018-2019
Weighted Achievement	36.22	36.47
Value Added Growth	77.58	77.99
SQSS	40.09	34.02

Weighted Achievement

- 8.89% increase in Reading
- 10.58% increase in English

SQSS

- Science
- Attendance
 - 24.66% Chronic Attendance

Additional Scholar Supports



Lighthouse
Academies

Science

- Incorporating reading graphs and tables into Math/Science classes
- Investigations/Open-Ended content response tasks

Attendance

- Consistent, ongoing parent communication and follow up/tracking
- Attendance celebrations
- Scholar Support Meetings

Three-Year Cohort Data ACT Aspire Scale Score



Lighthouse
Academies

Grade Level	2016-2017	2017-2018	2018-2019	Change in Scores
5 th Grade	410	411.2	412.5	+2.5
6 th Grade	407.3	409	411.7	+4.4
7 th Grade	412.4	413.3	414	+1.6
8 th Grade	414.7	416.3	421	+6.3

- Scholars enrolled at Capital City over a three-year period (16 - 17 through 18 - 19) demonstrated an average of 3.7 points in increased reading scores

Reading Growth Trends



School Year	Average Growth
2015-2016	+1.5 years
2016-2017	+1.4 years
2017-2018	+.7 years
2018-2019	+1.0 years
Four-year average	+1.2 years

- Capital City Lighthouse's four-year average for observed growth on the Northwest Evaluation Measures of Academic Progress (MAP) Assessment (NWEA) was 1.2 years.
- For two years, CCLCS exceeded the 1.25 years of observed growth

Math Growth Trends



Lighthouse
Academies

School Year	Average Growth
2015-2016	+1.3 years
2016-2017	+1.4 years
2017-2018	+.65 years
2018-2019	+1.0 years
Four-year average	+1.1 years

- Capital City Lighthouse's four-year average for observed growth on the Northwest Evaluation Measures of Academic Progress (MAP) Assessment was 1.1 years.
- For two years, Capital City Lighthouse Charter School exceeded the 1.25 years of observed growth.
- In the third year, four of the eight grade level cohorts met or exceeded the 1.25 growth goal.

The Future of Capital City



Lighthouse
Academies

- Strategically addressing the needs of our demographic
- Safe and nurturing culture
- Research based R.I.S.E. Literacy Instruction
- Research based RtI and personalized learning (Summit Learning)
- Attention to family needs, including attendance, parent education and support





THANK YOU
For Your Time



800-901-6943 or 813-345-0856



508-626-0905



info@lha.net



<https://www.lha.net/>