

Budget Workshop 2026



Timelines for the 2026 Budget Approval Process

August 11, 2025

School Board Workshop on the Proposed 2026 Budget
Requesting permission from the board to advertise
Notice of Hearing for the 2026 Budget by August 27th

September 8, 2025

1)**Public Hearing** on the 2026 Budget.
2)Approval of the 2026 Capital Projects and Bus Replacement Plans

October 20, 2025

School Board **Adoption** of the 2026 Budget

November 7, 2025

Adopted Budget due to the County Auditor and the
Department of Local Government Finance

LEGISLATIVE UPDATES



State Requirements

**Districts are required to
spend at least 62% of
“Total Tuition Support”
on teacher salaries**



School Yr 23-24 = 64.10%

School Yr 24-25 = 67.55%

**Funding Floor for
teacher salaries required
to remain = to or > than
previous year**



School Yr 23-24 = \$17,577,828

School Yr 24-25 = \$17,972,966

Projected Outcomes for Budget 2025



Projected Year End Results for 2025

	<u>Beginning Balance</u>	<u>Estimated Ending Balance</u>	<u>Difference</u>
Education Fund	\$4,045,204	\$3,449,797	(\$ 595,407)
Operations Fund	\$3,500,538	\$3,280,147	(\$ 220,391)
Referendum Fund	\$1,791,163	\$1,014,164	(\$ 776,999)
Debt Service	\$2,731,860	\$4,866,826	\$ 2,134,966

Board Goal(15%)

Education FB + Operations FB + Rainy Day FB




Total Budget Education + Operations

= 25.71%

PROPOSED BUDGET 2026



Significant Changes in Revenue 2026

		<u>Projected Increases</u>
Education Fund Based on 4883 in person + 120 Virtual students with a 2.6% increase		\$1,208,983
Operating Fund Levy Increase <u>CAPPED</u> at 4%		\$346,640
Referendum Fund Levy No CAP in 2026; Increased based on \$0.23 rate		\$446,298

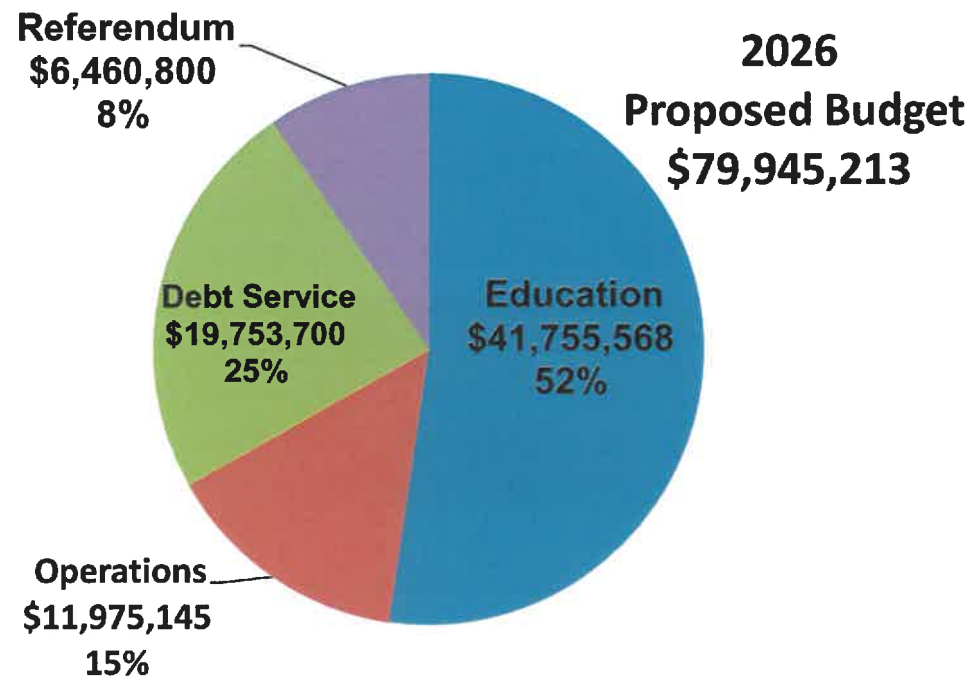
Revenue/Savings Opportunities for 2026+

- Increasing Enrollment in Virtual School
- New home builds in district
- Partnerships like Spendbridge to identify Savings
- Shared services from to other districts
- Increased funding for Special Education
- Study of staffing levels and programming
- Increased efficiency in utilities with upgrades in infrastructure

Increased Costs for 2026

- Projected Increases in Salaries to Remain Competitive
- Transition of ESSER Grant Fund Positions
- Reading Cadre
- Health Care Premiums(3% Increase)
- Increased Costs for Central Nine Career Center(2.5% Increase)
- Increased Liability Insurance(6.4%)
- Increased Enrollment and Expenses in Special Education Programs
- Alternative Education Programming
- Virtual School
- Transportation(aging fleet, increased demand, fuel costs, overtime)
- Textbook/Curricular Resources
- Decreased financial support for nurses & athletic trainer from Johnson Memorial Hospital

Proposed 2026 Budget



Student-Centered • Innovative



Proposed Budget for 2026

	Estimated Revenue & Transfers	2026 Requested Budget	Fund Balance Needed	Notes
Education Fund	\$ 41,553,386	\$ 41,755,568	\$ (202,182)	Pay Raises
Operations Fund	\$ 11,975,145	\$ 11,975,145	\$ (0)	
Debt Service Fund	\$ 17,747,008	\$ 19,753,700	\$ (2,006,692)	
Referendum Fund	\$ 6,304,954	\$ 6,460,800	\$ (155,846)	
Total	\$ 77,580,493	\$ 79,945,213	\$ (2,364,720)	

Proposed Budget for 2026

	Estimated	Estimated Fund	Total Funding	2026 Requested	Est Fund Balance
	Revenue	Balance 12-31-25	Available	Budget	Remaining 12-31-26
Education	\$ 41,553,386	\$ 3,449,797	\$ 48,278,183	\$ 41,755,568	\$ 3,248,918
Operations	\$ 11,975,145	\$ 3,280,147	\$ 15,255,292	\$ 11,975,145	\$ 3,280,147
Debt Service	\$ 17,747,008	\$ 4,866,826	\$ 22,609,096	\$ 19,753,700	\$ 2,544,300
Referendum	\$ 6,304,954	\$ 1,014,164	\$ 7,319,118	\$ 6,460,800	\$ 882,850
Total	\$ 77,580,493	\$ 12,610,934	\$ 93,461,689	\$ 79,945,213	\$ 9,956,215

Board Goal(15%)

Education FB + Operations FB + Rainy Day FB

Total Budget Education + Operations

= 21.88%

TAX RATES



Past and Present Assessed Valuations

<u>Tax Year</u>	<u>Assessed Valuation</u>	<u>Amount of Change</u>	<u>Percent</u>
2021	\$1,518,385,211	\$ 71,539,523	4.94%
2022	\$1,638,200,577	\$ 119,815,366	7.89%
2023	\$1,945,879,789	\$ 307,679,212	18.78%
2024	\$2,024,392,559	\$ 78,512,770	4.03%
2025	\$2,269,183,574	\$ 227,014,535	11.10%
2026	??????-Was due August 1st		

Requested Tax Rates for 2026

	<u>Total Requested</u>	<u>Anticipated Approval</u>
Operations	\$0.5262	\$0.3972
Debt Service	\$1.0369	\$0.7712
Referendum	<u>\$0.3529</u>	<u>\$0.2300</u>
Total Requested	\$1.9160	\$1.3984



Historical Tax Rates-Advertised vs Approved

