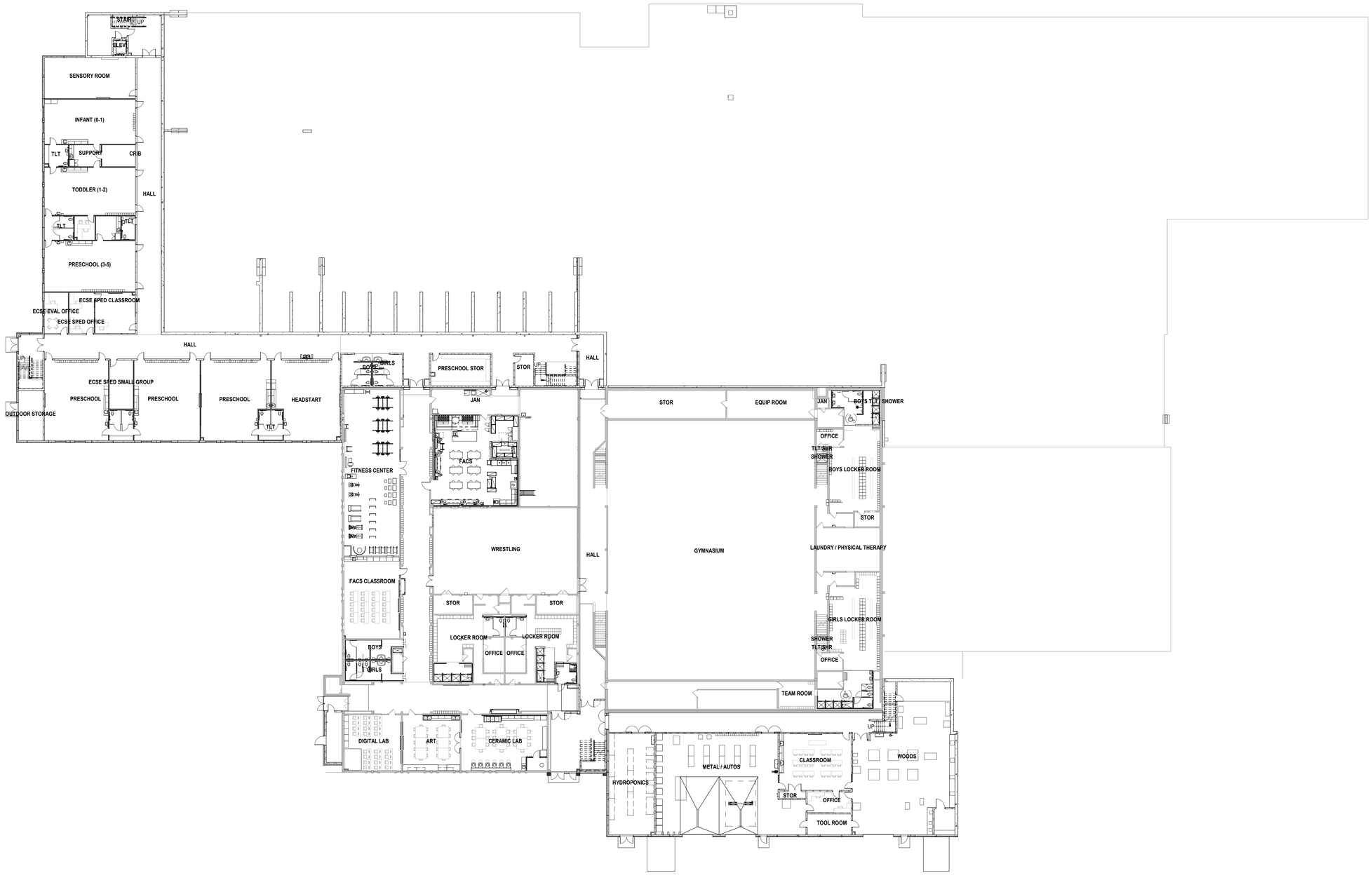

1 FLOOR PLAN - LOWER LEVEL
SCALE: 1" = 20'-0"

YELLOW MEDICINE EAST
SCHOOL DISTRICT
450 9TH AVENUE
GRANITE FALLS, MN 56241

ADDITION AND REMODELING
BID PACKAGE NO. 4

wendel
501 1st Ave North, Suite 420
Minneapolis, MN 55401
www.wendelcompanies.com
p:612.332.1401 tf:877.293.6335
Wendel Architecture, P.C

morton
CONSTRUCTION MANAGERS

NOTE:
THIS DOCUMENT, AND THE IDEAS AND DESIGNS INCORPORATED HEREIN, AS AN INSTRUMENT OF PROFESSIONAL SERVICE, IS THE PROPERTY OF THE ARCHITECT AND ENGINEER AND SHALL NOT BE USED IN WHOLE OR IN PART FOR ANY OTHER PROJECT WITHOUT THE WRITTEN AUTHORIZATION OF THE ARCHITECT AND ENGINEER. UNAUTHORIZED ALTERATION OR ADDITION TO ANY SURVEY DRAWING, DESIGN, SPECIFICATION, PLAN OR REPORT IS PROHIBITED IN ACCORDANCE WITH STATE LAW, CODE AND RULES.

NO.	REVISIONS	DATE

DWG. TITLE

LOWER LEVEL PLAN

0 1" 2"
GENERIC SCALE BAR
SCALE BAR SHOWN IS TWO INCHES ON THE ORIGINAL DRAWING. IF NOT TWO INCHES ON THIS SHEET, ADJUST ACCORDINGLY

DATE	09/11/25		
SCALE	1" = 20'-0"		
DWN.	Author	CHK.	Checker
PROJ. No.	402402		
DWG. No.	**000**		

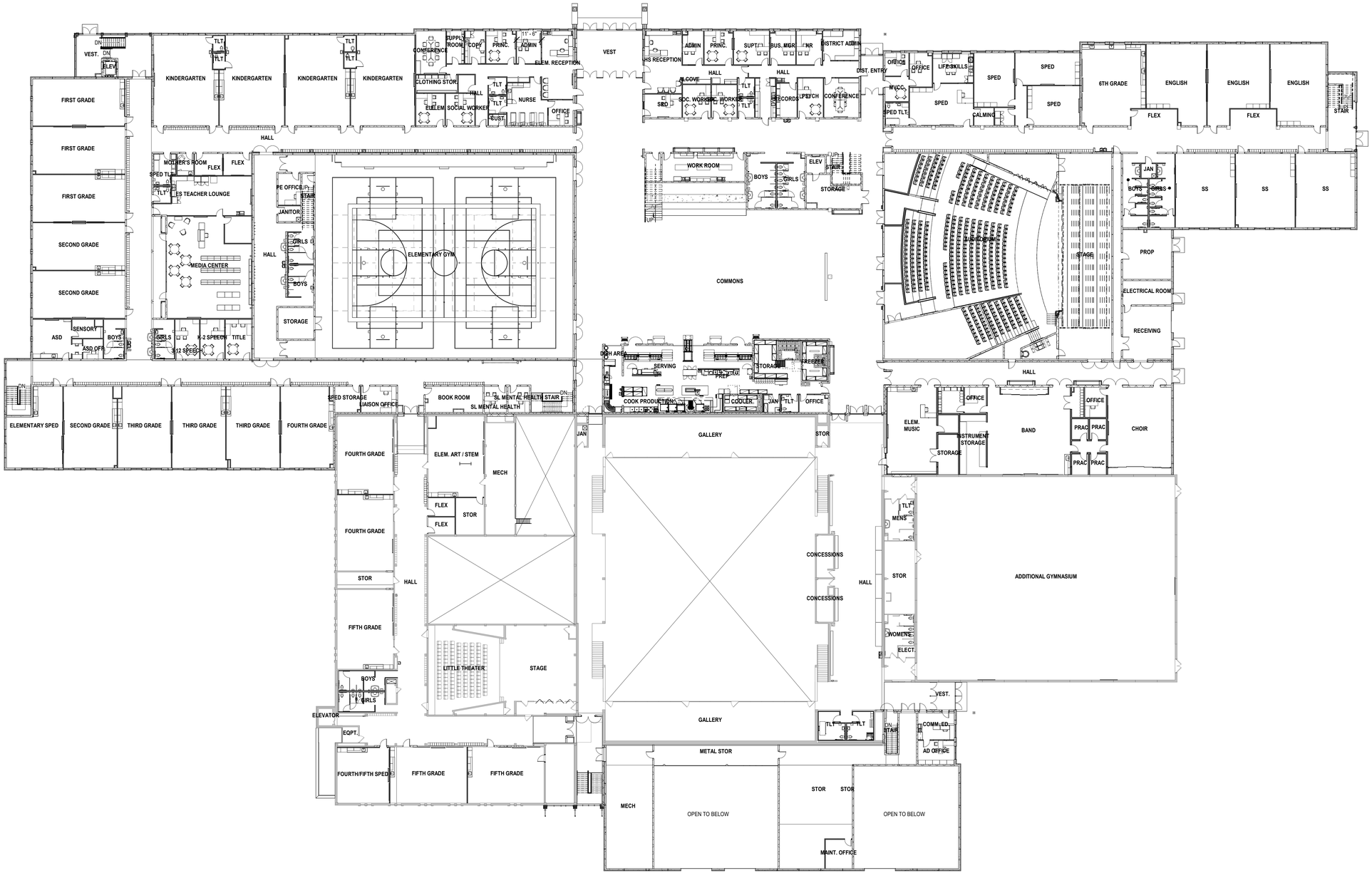

1 CONCEPT PLAN - MAIN LEVEL
SCALE: 1" = 20'-0"

N TRUE NORTH

YELLOW MEDICINE EAST SCHOOL DISTRICT
450 9TH AVENUE
GRANITE FALLS, MN 56241

ADDITION AND REMODELING
BID PACKAGE NO. 4

wendel
501 1st Ave North, Suite 420
Minneapolis, MN 55401
www.wendelcompanies.com
p:612.332.1401 tf:877.293.6335
Wendel Architecture, P.C

morton CONSTRUCTION MANAGERS

NOTE:
THIS DOCUMENT, AND THE IDEAS AND DESIGNS INCORPORATED HEREIN, AS AN INSTRUMENT OF PROFESSIONAL SERVICE, IS THE PROPERTY OF THE ARCHITECT AND ENGINEER AND IS NOT TO BE USED IN WHOLE OR IN PART, FOR ANY OTHER PROJECT WITHOUT THE WRITTEN AUTHORIZATION OF THE ARCHITECT AND ENGINEER. UNAUTHORIZED ALTERATION OR ADDITION TO ANY SURVEY DRAWING, DESIGN, SPECIFICATION, PLAN OR REPORT IS PROHIBITED IN ACCORDANCE WITH STATE LAW, CODE AND RULES.

NO.	REVISIONS	DATE

DWG. TITLE

MAIN LEVEL PLAN

0 1" 2"
GENERIC SCALE BAR
SCALE BAR SHOWN IS TWO INCHES ON THE ORIGINAL DRAWING. IF NOT TWO INCHES ON THIS SHEET, ADJUST ACCORDINGLY

DATE	09/11/25
SCALE	1" = 20'-0"
DWN.	Author
CHK.	Checker
PROJ. No.	402402
DWG. No.	001

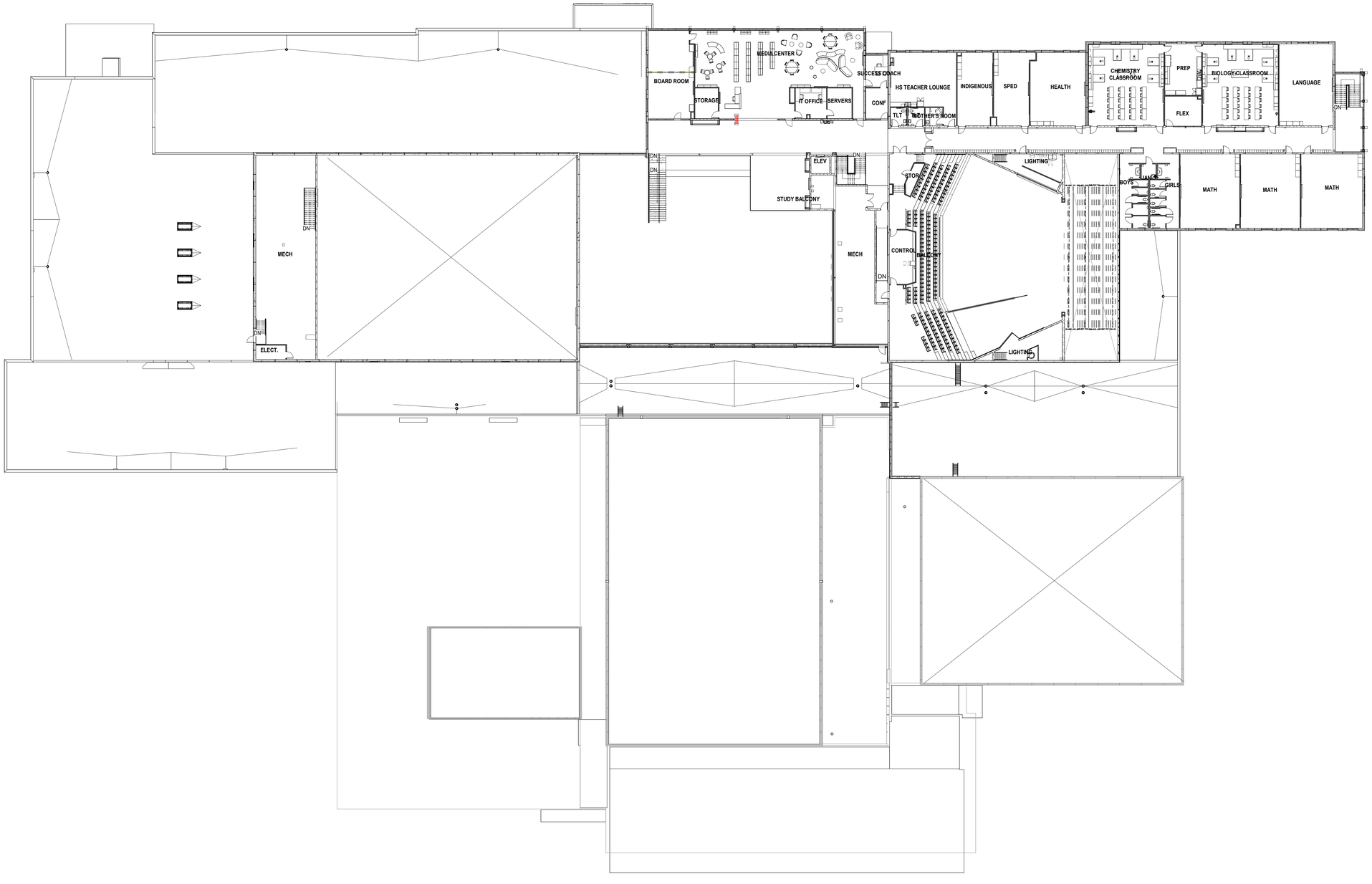

1 CONCEPT PLAN - UPPER LEVEL
SCALE: 1" = 20'-0"

N TRUE NORTH

YELLOW MEDICINE EAST
SCHOOL DISTRICT
450 9TH AVENUE
GRANITE FALLS, MN 56241

ADDITION AND REMODELING
BID PACKAGE NO. 4

wendel
501 1st Ave North, Suite 420
Minneapolis, MN 55401
www.wendelcompanies.com
p:612.332.1401 tf:877.293.6335
Wendel Architecture, P.C

morton
CONSTRUCTION MANAGERS

NOTE:
THIS DOCUMENT, AND THE IDEAS AND DESIGNS INCORPORATED HEREIN, AS AN INSTRUMENT OF PROFESSIONAL SERVICE, IS THE PROPERTY OF THE ARCHITECT AND ENGINEER AND IS NOT TO BE USED IN WHOLE OR IN PART, FOR ANY OTHER PROJECT WITHOUT THE WRITTEN AUTHORIZATION OF THE ARCHITECT AND ENGINEER. UNAUTHORIZED ALTERATION OR ADDITION TO ANY SURVEY DRAWING, DESIGN, SPECIFICATION, PLAN OR REPORT IS PROHIBITED IN ACCORDANCE WITH STATE LAW, CODE AND RULES.

NO.	REVISIONS	DATE

DWG. TITLE

UPPER LEVEL PLAN

0 1" 2"
GENERIC SCALE BAR
SCALE BAR SHOWN IS TWO INCHES ON THE ORIGINAL DRAWING. IF NOT TWO INCHES ON THIS SHEET, ADJUST ACCORDINGLY.

DATE	09/11/25
SCALE	1" = 20'-0"
DWN.	Author CHK. Checker
PROJ. No.	402402
DWG. No.	

002

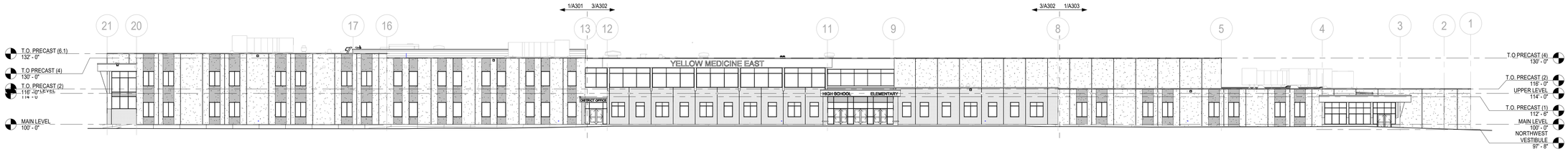

1 OVERALL NORTH ELEVATION
SCALE: 1" = 20'-0"

2 OVERALL WEST ELEVATION
SCALE: 1" = 20'-0"

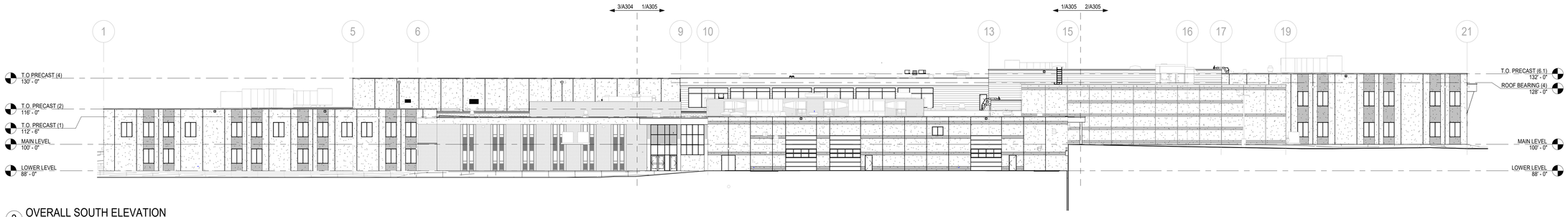

3 OVERALL SOUTH ELEVATION
SCALE: 1" = 20'-0"

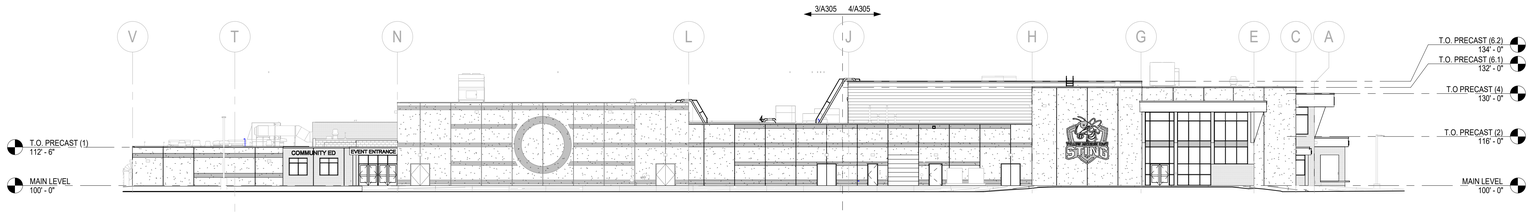

4 OVERALL EAST ELEVATION
SCALE: 1" = 20'-0"

YELLOW MEDICINE EAST
SCHOOL DISTRICT
450 9TH AVENUE
GRANITE FALLS, MN 56241

ADDITION AND REMODELING
BID PACKAGE NO. 4

wendel

501 1st Ave North, Suite 420
Minneapolis, MN 55401
www.wendelcompanies.com
p:612.332.1401 tf:877.293.6335

Wendel Architecture, P.C

morton
CONSTRUCTION MANAGERS

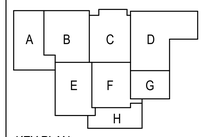

KEY PLAN

I hereby certify that this plan, specification, or report was prepared by me or under my direct supervision and that I am a duly Licensed Architect under the laws of the State of Minnesota.

Architect James A. Wilson

Date 03/31/2026 Reg. No. 19311

NOTE:
THIS DOCUMENT, AND THE IDEAS AND DESIGNS INCORPORATED HEREIN, AS AN INSTRUMENT OF PROFESSIONAL SERVICE, IS THE PROPERTY OF THE ARCHITECT AND ENGINEER AND IS NOT TO BE USED IN WHOLE OR IN PART, FOR ANY OTHER PROJECT WITHOUT THE WRITTEN AUTHORIZATION OF THE ARCHITECT AND ENGINEER. ALTERATIONS TO THIS DOCUMENT IN ADDITION TO ANY SUPPLEMENTS TO DESIGN, SPECIFICATION, PLAN OR REPORT IS PROHIBITED IN ACCORDANCE WITH STATE LAW, CODE AND RULES.

NO.	REVISIONS	DATE

DWG. TITLE

OVERALL EXTERIOR ELEVATIONS

0 1" 2"
GENERIC SCALE BAR
SCALE BAR SHOWN IS TWO INCHES ON THE ORIGINAL DRAWING. IF NOT TWO INCHES ON THIS SHEET, ADJUST ACCORDINGLY

DATE 03/31/26
SCALE 1" = 20'-0"
DWN. ET CHK. BMM
PROJ. No. 4024/02
DWG. No.

A300