



Executive Summary

Overall Middle School Results

Students at Ector County Independent School District middle schools were surveyed in November 2017 about their perceptions of their school in terms of Student Engagement, Academic Rigor, Relationships with Teachers, Relationships with Peers, and School Culture. In addition, students provided feedback about Student Motivation. These results are detailed later in the report.

On an absolute basis, students at the typical Ector County Independent School District middle school provided the highest ratings on Academic Rigor and Student Engagement, while the lowest rated topics were School Culture and Relationships with Peers.

In order to put student feedback into context, this report compares Ector County Independent School District students' ratings to the ratings from students at 183 other middle schools across the country. The median, or "typical," middle school in your district will serve as the primary point of comparison to other participating schools. The "typical" school will always be the median-rated school for that specific measure. You can view results for specific middle schools as well as for subgroups based on grade level, race/ethnicity, and gender in charts throughout the report.

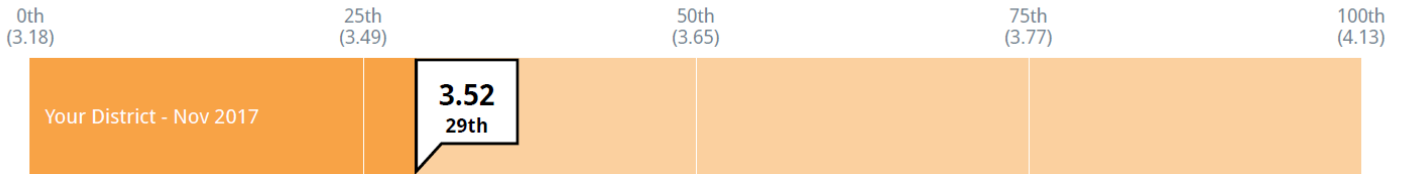
On a relative basis, Ector County Independent School District students gave less favorable feedback on:

- Student Engagement
- Academic Rigor
- Relationships with Teachers
- Relationships with Peers
- School Culture

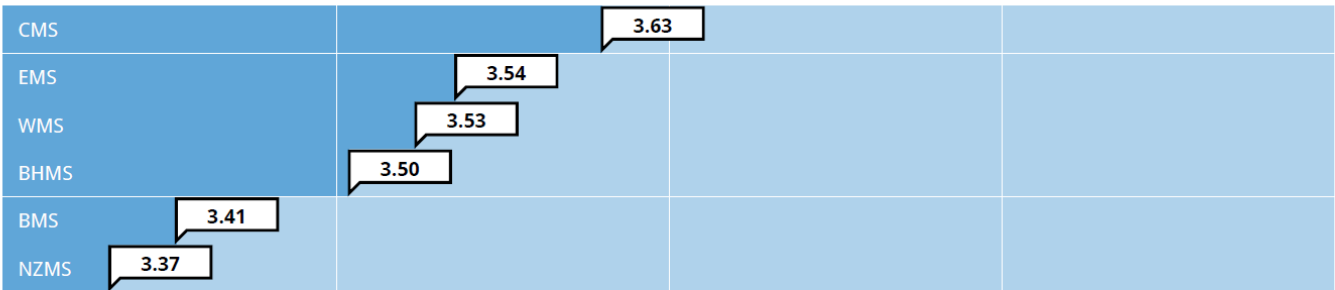
The response rate for this round of surveying at Ector County Independent School District was 76%. Please refer to the Appendix section of the full report for more information about the demographics of the respondents.

STUDENT ENGAGEMENT SUMMARY MEASURE

This summary measure describes the degree to which students perceive themselves as engaged with their school and their education.



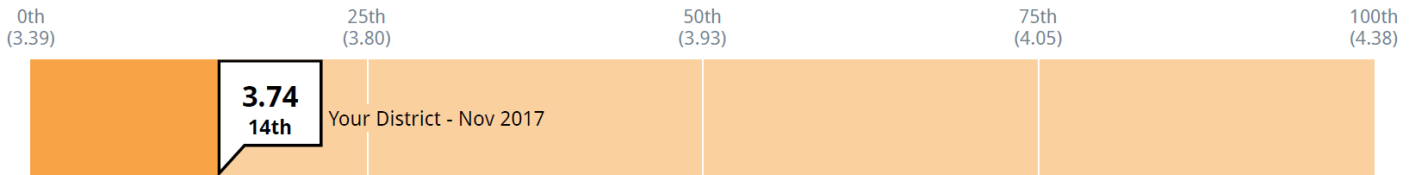
High poverty schools



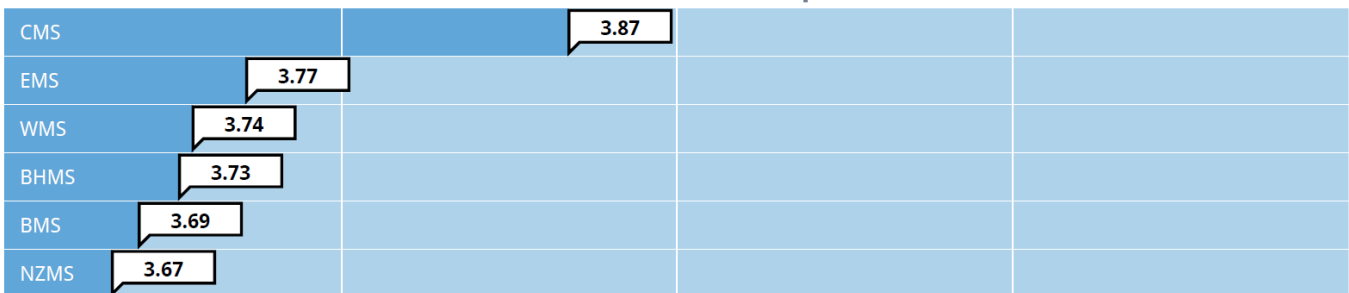
Cohort: Past results: On Off Subgroup:

ACADEMIC RIGOR SUMMARY MEASURE

This summary measure describes the rigor of students' academic experiences and their preparation for the future.



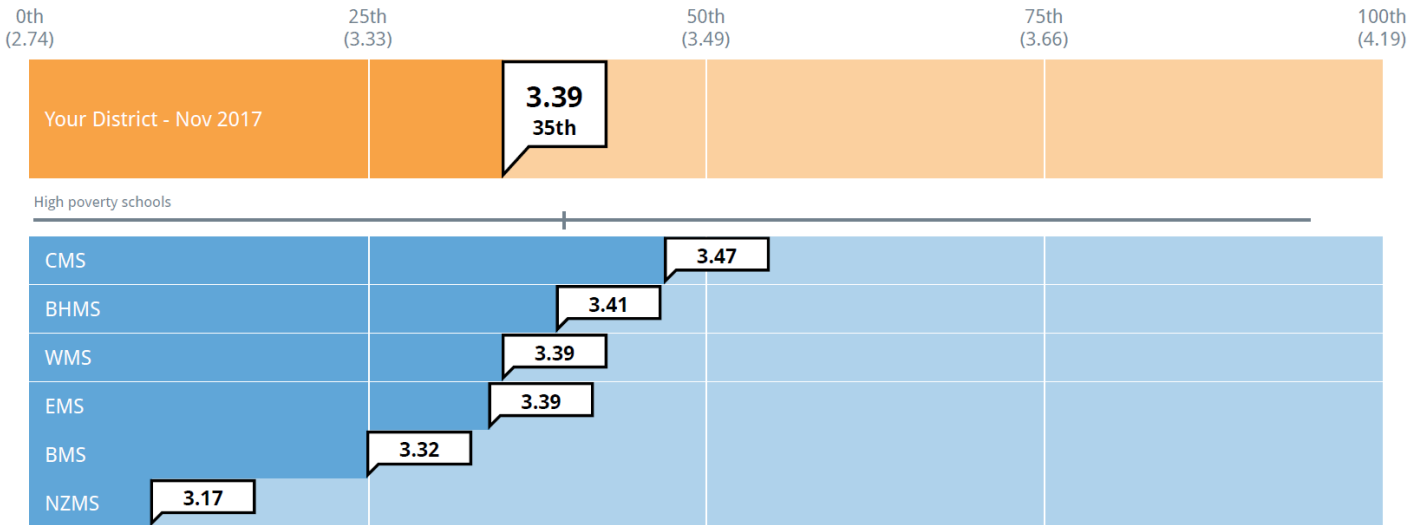
High poverty schools



Cohort: Past results: On Off Subgroup:

RELATIONSHIPS WITH TEACHERS SUMMARY MEASURE

This summary measure describes the degree to which students feel they receive support and personal attention from their teachers.



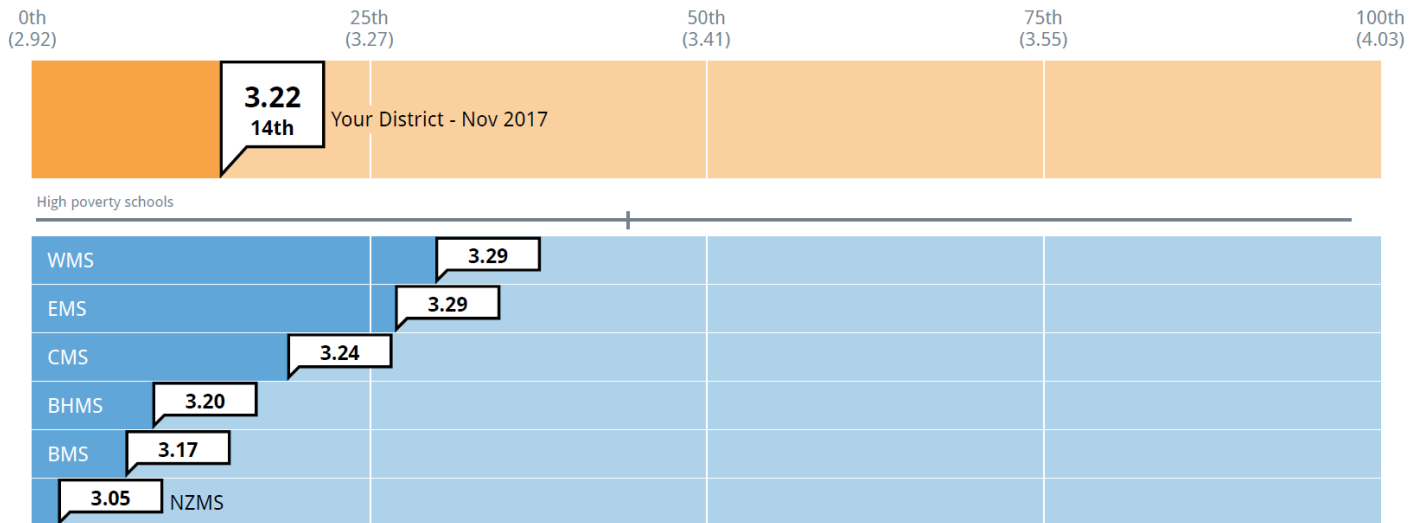
Cohort: High poverty schools ▼

Past results: On Off

Subgroup: School ▼

RELATIONSHIPS WITH PEERS SUMMARY MEASURE

This summary measure describes the degree to which students have supportive, collaborative relationships with their classmates.



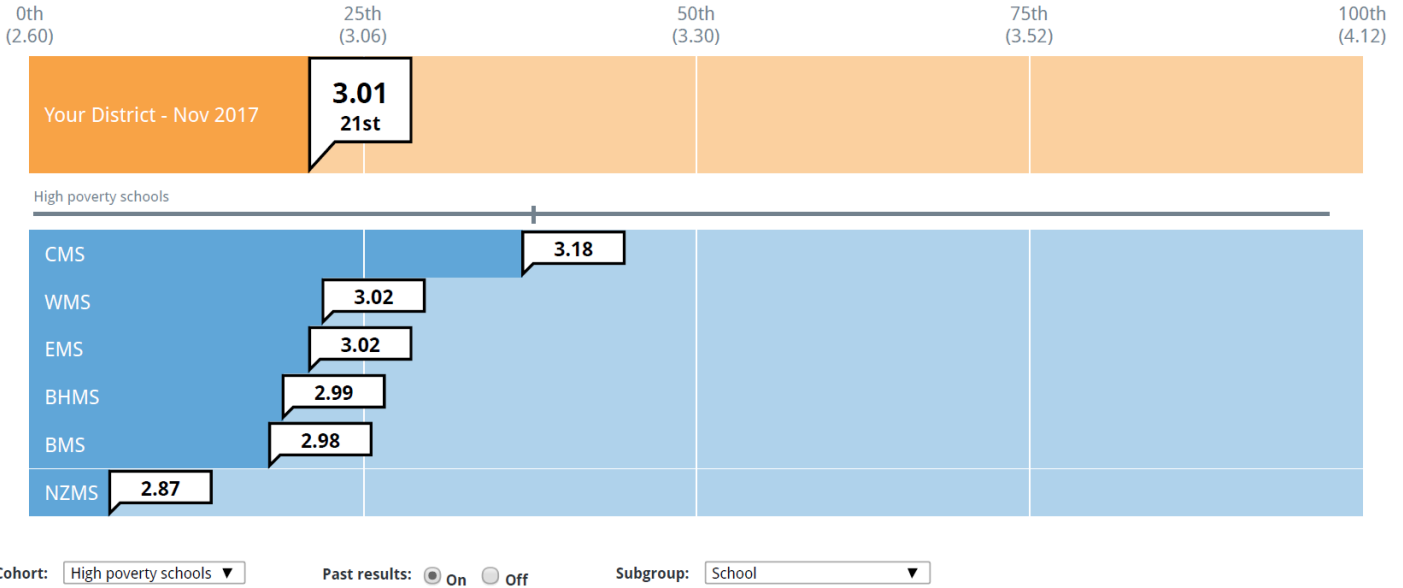
Cohort: High poverty schools ▼

Past results: On Off

Subgroup: School ▼

SCHOOL CULTURE SUMMARY MEASURE

This summary measure describes the degree to which students believe that their school fosters a culture of respect and fairness.



Proportion of Positive Ratings

Summary Measure	Typical School in Ector County ISD	Typical School Nationally
Student Engagement	54%	59%
Academic Rigor	64%	71%
Relationships with Teachers	42%	49%
Relationships with Peers	35%	48%
School Culture	25%	39%

The percent of positive ratings includes the proportion of students whose average rating across the related questions was greater than 3.5 out of 5.