

	A	B	C	D	E	F	G	H	I
1	<b>MINEOLA INDEPENDENT SCHOOL DISTRICT</b>								
2	<b>2014-2015 BUDGET</b>								
3	AS OF 2/28/15								
4									
5									
6									
7	<b>GENERAL FUND</b>								
8	FUND 199					BUDGETED	EXPENDED	ENCUMBERED/	BALANCE
9								ACCRUED	
10									
11									
12	SUBSTITUTES					122,400.00	46,700.00	0.00	75,700.00
13	SALARIES					5,894,513.00	2,510,955.18	902,680.72	2,480,877.10
14	FIMM					81,059.00	32,445.48	0.00	48,613.52
15	HEALTH INSURANCE					425,850.00	186,786.88	0.00	239,063.12
16	WORKER'S COMPENSATION					29,456.00	2,158.48	0.00	27,297.52
17	TRS ON-BEHALF					582,439.00	0.00	0.00	582,439.00
18	UNEMPLOYMENT					5,155.00	4,316.53	0.00	838.47
19	TEACHER RETIREMENT/TRS CARE					150,545.00	80,088.11	0.00	70,456.89
20	PERSONAL DAYS					38,000.00	0.00	0.00	38,000.00
21	TOTAL					7,329,417.00	2,863,450.66	902,680.72	3,563,285.62
22									
23	FINGERPRINTING-HS					0.00	0.00	0.00	0.00
24	FINGERPRINTING-MS					0.00	0.00	0.00	0.00
25	FINGERPRINTING-PS					0.00	0.00	0.00	0.00
26	FINGERPRINTING-ES					0.00	0.00	0.00	0.00
27	CONT SERV-CIS-HS					0.00	0.00	0.00	0.00
28	STUDENT TUTION-HS					0.00	0.00	0.00	0.00
29	COMPUTER AND COPIER REPAIR/MAINT-HS					5,500.00	4,000.00	0.00	1,500.00
30	COMPUTER AND COPIER REPAIR/MAINT-MS					5,500.00	4,495.00	0.00	1,005.00
31	COMPUTER AND COPIER REPAIR/MAINT-PS					5,500.00	4,000.00	0.00	1,500.00
32	COMPUTER AND COPIER REPAIR/MAINT-ES					5,500.00	4,000.00	0.00	1,500.00
33	GENERAL REPAIR-HS					4,500.00	0.00	0.00	4,500.00
34	CONTRACTED SERVICE-DRAMA					0.00	0.00	0.00	0.00
35	BAND INSTRUMENT REPAIR-HS					4,600.00	4,437.60	148.50	13.90
36	BAND INSTRUMENT REPAIR-MS					3,400.00	844.50	117.50	2,438.00
37	REPAIR-HS-SCIENCE					0.00	0.00	0.00	0.00
38	REPAIR-MS-SCIENCE					0.00	0.00	0.00	0.00
39	PHOTOGRAPHY REPAIR/MAINT-HS					0.00	0.00	0.00	0.00
40	REPAIR-CAREER & TECH-HS					0.00	0.00	0.00	0.00
41	VO AG-MAINT-HS					625.00	0.00	0.00	625.00
42	HOMEMAKING MAINT-HS					750.00	0.00	0.00	750.00
43	AUTO MECH MAINT-HS					477.00	292.13	0.00	184.87
44	LEASE/RENTAL-VOC AG					375.00	375.00	0.00	0.00
45	LEASE/RENTAL-AUTO MECHANICS					523.00	523.00	0.00	0.00
46	REPAIR-MS-SP ED					0.00	0.00	0.00	0.00
47	RENTAL DRIVER'S ED-HS					0.00	0.00	0.00	0.00
48	CONT-SERV-COMPUTERS-HS					6,000.00	3,368.18	0.00	2,631.82
49	CONT SERV-COMPUTERS-HS C/T					0.00	0.00	0.00	0.00
50	CONT SERV-COMPUTERS-HS ALLOTMENT					34,000.00	0.00	0.00	34,000.00

	A	B	C	D	E	F	G	H	I
51	CONT-SERV-COMPUTERS-HS-ESL					0.00	0.00	0.00	0.00
52	CONT SERV-COMPUTERS-MS					15,000.00	4,651.55	0.00	10,348.45
53	CONT SERV-COMPUTERS-MS-ST COMP					0.00	0.00	0.00	0.00
54	CONT SERV-COMPUTERS-MS-ESL					0.00	0.00	0.00	0.00
55	CONT SERV-COMPUTERS-PS					18,300.00	6,313.56	0.00	11,986.44
56	CONT SERV-COMPUTERS-PS ESL					0.00	0.00	0.00	0.00
57	CONT SERV-COMPUTERS-PS-ST COMP					0.00	0.00	0.00	0.00
58	CONT SERV-COMPUTERS- ES					15,500.00	5,036.80	0.00	10,463.20
59	CONT SERV-COMPUTERS-ES-ESL					0.00	0.00	0.00	0.00
60	CONT SERV-COMPUTERS-ES-ST COMP					0.00	0.00	0.00	0.00
61	CONT SERV-TECHNOLOGY-HS					2,500.00	1,074.98	0.00	1,425.02
62	CONT SERV-TECHNOLOGY-MS					2,500.00	374.99	0.00	2,125.01
63	CONT SERV-TECHNOLOGY-PS					2,500.00	225.00	0.00	2,275.00
64	CONT SERV-TECHNOLOGY-ES					2,500.00	443.99	0.00	2,056.01
65	TOTAL					136,050.00	44,456.28	266.00	91,327.72
66									
67	INST SUPPLIES-HS					14,000.00	5,950.78	230.00	7,819.22
68	INST SUPPLIES-HS-G/T					0.00	0.00	0.00	0.00
69	INST SUPPLIES-HS-ESL					300.00	0.00	0.00	300.00
70	INST SUPPLIES-HS-ST COMP					1,500.00	230.16	340.00	929.84
71	INST SUPPLIES-HS-ENTENDED DAY					0.00	0.00	0.00	0.00
72	INST SUPPLIES-HS ALLOTMENT					5,000.00	311.50	0.00	4,688.50
73	INST SUPPLIES-MS					12,500.00	4,842.00	0.00	7,658.00
74	INST SUPPLIES-MS-G/T					2,834.53	2,761.67	0.00	72.86
75	INST SUPPLIES-MS-ESL					300.00	47.77	0.00	252.23
76	INST SUPPLIES-MS-ST COMP					1,500.00	100.96	0.00	1,399.04
77	INST SUPPLIES-MS-EXTENDED DAY					0.00	0.00	0.00	0.00
78	INST SUPPLIES-PS					18,000.00	7,111.81	0.00	10,888.19
79	INST SUPPLIES-PS-G/T					500.00	0.00	0.00	500.00
80	INST SUPPLIES-PS-ESL					500.00	0.00	0.00	500.00
81	INST SUPPLIES-PS-ST COMP					0.00	0.00	0.00	0.00
82	INST SUPPLIES-PS-AFTER SCHOOL					0.00	0.00	0.00	0.00
83	INST SUPPLIES-ES					18,000.00	7,104.36	120.00	10,775.64
84	INST SUPPLIES-ES-G/T					1,383.85	1,383.85	0.00	0.00
85	INST SUPPLIES-ES-ESL					300.00	111.70	0.00	188.30
86	INST SUPPLIES-ES-ST COMP					2,000.00	351.93	0.00	1,648.07
87	INST SUPPLIES-ES-AFTER SCHOOL					1,500.00	0.00	0.00	1,500.00
88	IST SUPPLIES-CURRICULUM-ES					0.00	0.00	0.00	0.00
89	SUPPLIES-DISTRICT					0.00	0.00	0.00	0.00
90	GENERAL SUPPLIES-HS					9,981.92	0.00	0.00	9,981.92
91	GENERAL SUPPLIES-MS					3,314.94	0.00	0.00	3,314.94
92	GENERAL SUPPLIES-PS					5,000.00	0.00	0.00	5,000.00
93	GENERAL SUPPLIES-ES					4,116.15	0.00	0.00	4,116.15
94	ENGLISH-HS					1,600.00	0.00	0.00	1,600.00
95	ENGLISH-MS					1,970.00	1,945.11	0.00	24.89
96	SPEECH-HS					500.00	0.00	0.00	500.00
97	SPEECH-MS					0.00	0.00	0.00	0.00
98	JOURNALISM-HS					1,950.00	300.00	0.00	1,650.00
99	JOURNALISM-MS					0.00	0.00	0.00	0.00

	A	B	C	D	E	F	G	H	I
100	DRAMA-HS					4,000.00	27.95	0.00	3,972.05
101	DRAMA-MS					250.00	0.00	0.00	250.00
102	READING-MS					0.00	0.00	0.00	0.00
103	SPANISH-HS					200.00	0.00	0.00	200.00
104	BAND-HS					6,000.00	4,342.56	150.92	1,506.52
105	CHOIR-HS					1,000.00	607.33	0.00	392.67
106	BAND-MS					5,000.00	2,927.93	117.60	1,954.47
107	CHOIR-MS					1,000.00	0.00	0.00	1,000.00
108	HISTORY-HS					250.00	0.00	0.00	250.00
109	HISTORY-MS					500.00	71.96	0.00	428.04
110	MATH-HS					1,400.00	224.53	0.00	1,175.47
111	MATH-MS					2,200.53	466.23	1,734.30	0.00
112	ART-HS					1,020.00	0.00	0.00	1,020.00
113	ART-MS					1,000.00	846.02	0.00	153.98
114	ART-PS					2,400.00	2,094.56	0.00	305.44
115	ART-ES					500.00	0.00	0.00	500.00
116	SCIENCE-HS					7,000.00	3,465.88	1,893.57	1,640.55
117	SCIENCE-MS					2,200.00	272.99	0.00	1,927.01
118	SCIENCE-ES					2,500.00	208.24	0.00	2,291.76
119	MUSIC-PS					500.00	0.00	0.00	500.00
120	MUSIC-ES					500.00	0.00	0.00	500.00
121	PE-HS					350.00	241.11	0.00	108.89
122	PE-MS					750.00	750.00	0.00	0.00
123	PE-PS					800.00	132.54	205.66	461.80
124	PE-ES					1,000.00	938.22	0.00	61.78
125	INST HEALTH-HS					0.00	0.00	0.00	0.00
126	BUSINESS DEPT-HS					518.08	0.00	518.08	0.00
127	KEYBOARDING-MS					500.00	85.69	327.45	86.86
128	HEALTH-HS					0.00	0.00	0.00	0.00
129	SIXTH GRADE-MS					0.00	0.00	0.00	0.00
130	KINDERGARTEN-PS					4,200.00	686.18	0.00	3,513.82
131	FIRST GRADE-PS					4,200.00	199.98	30.00	3,970.02
132	SECOND GRADE-PS					4,200.00	1,063.79	470.35	2,665.86
133	PRE-K/HEAD START-PS					1,500.00	46.13	0.00	1,453.87
134	THIRD GRADE-ES					4,000.00	212.85	0.00	3,787.15
135	FOURTH GRADE-ES					4,500.00	461.87	513.00	3,525.13
136	FIFTH GRADE-ES					3,000.00	1,652.68	47.15	1,300.17
137	COMPUTER LAB-MS					500.00	0.00	0.00	500.00
138	COMPUTER LAB-PS					600.00	153.37	0.00	446.63
139	COMPUTER LAB-ES					500.00	0.00	0.00	500.00
140	CAREER & TECH-HS					0.00	0.00	0.00	0.00
141	VO AGRICULTURE-HS					2,000.00	1,375.41	100.00	524.59
142	HOMEMAKING-HS					2,950.00	1,395.43	0.00	1,554.57
143	AUTO MECH-HS					5,000.00	1,249.65	449.58	3,300.77
144	D E -HS					1,000.00	96.81	0.00	903.19
145	SPEECH THERAPHY-PS					0.00	0.00	0.00	0.00
146	SPEECH THERAPHY-ES					0.00	0.00	0.00	0.00
147	CONTENT MASTERY-HS					0.00	0.00	0.00	0.00
148	SPECIAL ED-HS					1,000.00	69.43	831.06	99.51
149	SPECIAL ED-MS					2,000.00	0.00	0.00	2,000.00
150	SPECIAL ED-PS					750.00	523.08	0.00	226.92

	A	B	C	D	E	F	G	H	I
151	SPECIAL ED-ES					2,000.00	424.65	0.00	1,575.35
152	SUPPLIES-HS-SCIENCE-RENOVATIONS					0.00	0.00	0.00	0.00
153	SUPPLIES-TECHNOLOGY-HS**					12,500.00	7,465.96	288.70	4,745.34
154	SUPPLEIS-TECHNOLOGY-HS C/T					0.00	0.00	0.00	0.00
155	SUPPLIES-TECHNOLOGY-MS**					12,500.00	6,976.00	288.69	5,235.31
156	SUPPLIES-TECHNOLOGY-PS**					12,500.00	7,197.99	288.70	5,013.31
157	SUPPLIES-TECHNOLOGY-ES**					12,500.00	6,976.00	288.69	5,235.31
158	TOTAL					245,790.00	88,484.60	9,233.50	148,071.90
159									
160	GENERAL TRAVEL-HS					2,500.00	0.00	0.00	2,500.00
161	TRAVEL-BUSINESS-HS					1,500.00	0.00	0.00	1,500.00
162	TRAVEL-DRAFTING-HS					0.00	0.00	0.00	0.00
163	TRAVEL-VO AG-HS					5,000.00	603.35	0.00	4,396.65
164	TRAVEL-HOMEMAKING-HS					2,400.00	546.61	0.00	1,853.39
165	TRAVEL-AUTO MECH-HS					0.00	0.00	0.00	0.00
166	TRAVEL-DE-HS					1,000.00	0.00	0.00	1,000.00
167	TRAVEL-SP ED-NON EMPLOYEE					0.00	0.00	0.00	0.00
168	FEE/DUES-ES					0.00	0.00	0.00	0.00
169	GRADUATION EXPENSE					2,500.00	0.00	369.55	2,130.45
170	TOTAL					14,900.00	1,149.96	369.55	13,380.49
171									
172	VECHILE-VO AG					0.00	0.00	0.00	0.00
173	EQUIP/FURN>5,000-VO AG					0.00	0.00	0.00	0.00
174	FURN/EQUIP-HS					9,685.01	327.10	0.00	9,357.91
175	FURN/EQUIP-C/T					0.00	0.00	0.00	0.00
176	FURN/EQUIP-HS ALLOTMENT					5,000.00	0.00	0.00	5,000.00
177	FURN/EQUIP-MS					9,376.62	914.00	0.00	8,462.62
178	FURN/EQUIP-MS-ST COMP					0.00	0.00	0.00	0.00
179	FURN/EQUIP-PS					10,000.00	3,944.94	0.00	6,055.06
180	FURN/EQUIP-ES					10,000.00	2,578.00	0.00	7,422.00
181	FURN/EQUIP-DISTRICT WIDE					0.00	0.00	0.00	0.00
182	FURN/EQUIP-HS-ENGLISH					0.00	0.00	0.00	0.00
183	FURN/EQUIP-DRAMA					0.00	0.00	0.00	0.00
184	FURN/EQUIP-MS-READING					0.00	0.00	0.00	0.00
185	FURN/EQUIP-SPANISH					0.00	0.00	0.00	0.00
186	BAND INSTRUMENTS-HS					20,000.00	15,382.00	0.00	4,618.00
187	FURN/EQUIP-HS CHOIR					0.00	0.00	0.00	0.00
188	BAND INSTRUMENTS-MS					0.00	0.00	0.00	0.00
189	FURN/EQUIP-HS HISTORY					0.00	0.00	0.00	0.00
190	FURN/EQUIP-MS-HISTORY					0.00	0.00	0.00	0.00
191	FURN/EQUIP-HS-MATH					5,000.00	300.00	0.00	4,700.00
192	FURN/EQUIP-MS-MATH					0.00	0.00	0.00	0.00
193	FURN/EQUIP-HS-SCIENCE					314.99	314.99	0.00	0.00
194	FURN/EQUIP-MS-SCIENCE					623.38	623.38	0.00	0.00
195	FURN/EQUIP-PS-MUSIC					0.00	0.00	0.00	0.00
196	FURN/EQUIP-ES-MUSIC					0.00	0.00	0.00	0.00
197	FURN/EQUIP-PS-PE					0.00	0.00	0.00	0.00
198	FURN/EQUIP-ES-PE					0.00	0.00	0.00	0.00
199	FURN/EQUIP-KEYBOARDING-MS					0.00	0.00	0.00	0.00
200	FURN/EQUIP-PS-PRE-K					0.00	0.00	0.00	0.00
201	FURN/EQUIP-PS-KINDERGARTEN					0.00	0.00	0.00	0.00

	A	B	C	D	E	F	G	H	I
202	FURN/EQUIP-PS-FIRST GRADE					0.00	0.00	0.00	0.00
203	FURN/EQUIP-PS-SECOND GRADE					0.00	0.00	0.00	0.00
204	FURN/EQUIP-HEAD START					0.00	0.00	0.00	0.00
205	FURN/EQUIP-ES-THIRD GRADE					0.00	0.00	0.00	0.00
206	FURN/EQUIP-ES-FOURTH GRADE					0.00	0.00	0.00	0.00
207	FURN/EQUIP-ES-FIFTH GRADE					0.00	0.00	0.00	0.00
208	FURN/EQUIP-HS-CAREER/TECH					0.00	0.00	0.00	0.00
209	FURN/EQUIP-VO AG					0.00	0.00	0.00	0.00
210	FURN/EQUIP-DE					0.00	0.00	0.00	0.00
211	FURN-EQUIP-HS-AUTO MECH					0.00	0.00	0.00	0.00
212	FURN/EQUIP-PS-SPEECH					0.00	0.00	0.00	0.00
213	FURN/EQUIP-HS-SP ED					0.00	0.00	0.00	0.00
214	FURN/EQUIP-MS-SP ED					0.00	0.00	0.00	0.00
215	FURN/EQUIP-PS-SP ED					0.00	0.00	0.00	0.00
216	FURN/EQUIP-ES-SP ED					0.00	0.00	0.00	0.00
217	FURN/EQUIP-HS-SCIENCE-RENOVATIONS					0.00	0.00	0.00	0.00
218	FURN/EQUIP-HS TECHNOLOGY**					45,000.00	0.00	0.00	45,000.00
219	FURN/EQUIP-HS-C/T					0.00	0.00	0.00	0.00
220	FURN/EQUIP-HS-ST COMP					0.00	0.00	0.00	0.00
221	FURN/EQUIP-MS TECHNOLOGY**					2,500.00	0.00	0.00	2,500.00
222	FURN/EQUIP-PS TECHNOLOGY**					2,500.00	0.00	0.00	2,500.00
223	FURN/EQUIP-ES TECHNOLOGY**					2,500.00	0.00	0.00	2,500.00
224	FURN/EQUIP-ES-ST COMP					0.00	0.00	0.00	0.00
225	TOTAL					122,500.00	24,384.41	0.00	98,115.59
226									
227	TOTAL INSTRUCTION					7,848,657.00	3,021,925.91	912,549.77	3,914,181.32
228									
229									
230									
231	SUBSTITUTES					1,000.00	272.50	0.00	727.50
232	SALARIES					145,221.00	66,069.06	25,548.86	53,603.08
233	FIMM					2,143.00	895.61	0.00	1,247.39
234	HEALTH INSURANCE					11,732.00	5,308.37	0.00	6,423.63
235	WORKER'S COMPENSATION					696.00	0.00	0.00	696.00
236	TRS ON BEHALF					0.00	0.00	0.00	0.00
237	UNEMPLOYMENT					122.00	98.09	0.00	23.91
238	TEACHER RETIREMENT/TRS CARE					4,007.00	2,059.13	0.00	1,947.87
239	PERSONAL DAYS					1,500.00	0.00	0.00	1,500.00
240	TOTAL					166,421.00	74,702.76	25,548.86	66,169.38
241									
242	CONTRACTED SERVICES-HS					2,219.00	0.00	0.00	2,219.00
243	CONTRACTED SERVICES-MS					1,000.00	0.00	0.00	1,000.00
244	CONTRACTED SERVICES-PS					1,000.00	0.00	0.00	1,000.00
245	CONTRACTED SERVICES-ES					1,000.00	0.00	0.00	1,000.00
246	TOTAL					5,219.00	0.00	0.00	5,219.00
247									
248	MAGAZINES/BOOKS-HS					10,000.00	5,058.06	3,760.24	1,181.70
249	MAGAZINES/BOOKS-MS					5,500.00	2,820.38	2,000.00	679.62
250	MAGAZINES/BOOKS-PS					6,500.00	436.64	3,236.21	2,827.15
251	MAGAZINES/BOOKS-ES					6,000.00	2,496.20	3,093.82	409.98

	A	B	C	D	E	F	G	H	I
252	AUDIO VISUAL & OTHER INST SUPPLY-HS					500.00	0.00	240.00	260.00
253	AUDIO VISUAL & OTHER INST SUPPLY-MS					2,500.00	0.00	0.00	2,500.00
254	AUDIO VISUAL & OTHER INST SUPPLY-PS					3,000.00	723.40	0.00	2,276.60
255	AUDIO VISUAL & OTHER INST SUPPLY-ES					800.00	0.00	0.00	800.00
256	TOTAL					34,800.00	11,534.68	12,330.27	10,935.05
257									
258	TRAVEL-HS					1,500.00	0.00	99.00	1,401.00
259	TRAVEL-MS					50.00	0.00	99.00	(49.00)
260	TRAVEL-PS					50.00	0.00	99.00	(49.00)
261	TRAVEL-ES					1,000.00	0.00	99.00	901.00
262	FEES/DUES-HS					500.00	0.00	0.00	500.00
263	TOTAL					3,100.00	0.00	396.00	2,704.00
264									
265	FURN/EQUIP-HS					0.00	0.00	0.00	0.00
266	FURN/EQUIP-MS					0.00	0.00	0.00	0.00
267	FURN/EQUIP-PS					0.00	0.00	0.00	0.00
268	FURN/EQUIP-ES					0.00	0.00	0.00	0.00
269	TOTAL					0.00	0.00	0.00	0.00
270									
271	TOTAL LIBRARY					209,540.00	86,237.44	38,275.13	85,027.43
272									
273									
274	<i>13-STAFF DEVELOPMENT</i>								
275	DEPARTMENT HEAD/JUDGE TRUST					11,950.00	5,237.80	2,014.36	4,697.84
276	FIMM					170.00	69.22	0.00	100.78
277	HEALTH INSURANCE					919.00	399.73	0.00	519.27
278	WORKER'S COMPENSATION					0.00	0.00	0.00	0.00
279	TRS ON-BEHALF					0.00	0.00	0.00	0.00
280	UNEMPLOYMENT					0.00	7.69	0.00	(7.69)
281	TEACHER RETIREMENT/TRS CARE					393.00	191.60	0.00	201.40
282	TOTAL					13,432.00	5,906.04	2,014.36	5,511.60
283									
284	CONTRACTED STAFF DEVELOPMENT-HS ALLO					0.00	0.00	0.00	0.00
285	CONTRACTED STAFF-DEVELOPMENT					9,681.00	0.00	0.00	9,681.00
286	STAFF DEVELOPMENT-REGION VII					8,000.00	7,420.00	0.00	580.00
287	STAFF DEVELOPMENT-G/T-REGION VII					11,000.00	11,000.00	0.00	0.00
288	STAFF DEVELOPMENT-CT-REGION VII					4,119.00	4,119.00	0.00	0.00
289	TOTAL					32,800.00	22,539.00	0.00	10,261.00
290									
291	SUPPLIES-IN SERVICE					500.00	0.00	0.00	500.00
292	TOTAL					500.00	0.00	0.00	500.00
293									
294	TRAVEL-HS-REG					1,855.05	0.00	0.00	1,855.05
295	TRAVEL-HS-VOC					637.95	637.95	0.00	0.00
296	TRAVEL-HS-SP ED					0.00	0.00	0.00	0.00
297	TRAVEL-HS-ST COMP					0.00	0.00	0.00	0.00
298	TRAVEL-HS-ESL					0.00	0.00	0.00	0.00
299	TRAVEL-HS ALLOTMENT					10,000.00	0.00	0.00	10,000.00
300	TRAVEL-MS-REG					2,354.00	0.00	0.00	2,354.00
301	TRAVEL-MS-SP ED					50.00	50.00	0.00	0.00

	A	B	C	D	E	F	G	H	I
302	TRAVEL-MS-ST COMP					0.00	0.00	0.00	0.00
303	TRAVEL-MS-ESL					96.00	96.00	0.00	0.00
304	TRAVEL-PS-REG					2,305.00	0.00	0.00	2,305.00
305	TRAVEL-PS-G/T					10.00	0.00	10.00	0.00
306	TRAVEL-PS-SP ED					85.00	50.00	35.00	0.00
307	TRAVEL-ES-REG					2,153.00	0.00	0.00	2,153.00
308	TRAVEL-ES-G/T					57.00	57.00	0.00	0.00
309	TRAVEL-ES-SP ED					50.00	50.00	0.00	0.00
310	TRAVEL ES-ESL					0.00	0.00	0.00	0.00
311	TRAVEL-ALL SCHOOLS					13,800.00	0.00	0.00	13,800.00
312	TRAVEL -TECHNOLOGY					5,700.00	5,645.17	0.00	54.83
313	MISC OPERATING-HS-REG					7.00	7.00	0.00	0.00
314	MISC OPERATING-HS-SP ED					0.00	0.00	0.00	0.00
315	MISC OPERATING-HS-VOC					0.00	0.00	0.00	0.00
316	MISC OEPRATING-HS-G/T					0.00	0.00	0.00	0.00
317	MISC OPERATING-MS-REG					0.00	0.00	0.00	0.00
318	MISC OPERATING-MS-G/T					0.00	0.00	0.00	0.00
319	MISC OPERATING-MS-SP ED					0.00	0.00	0.00	0.00
320	MISC OPERATING-MS-ESL					0.00	0.00	0.00	0.00
321	MISC OPERATING-PS-REG					100.00	100.00	0.00	0.00
322	MISC OPERATING-PS-SP ED					0.00	0.00	0.00	0.00
323	MISC OPERATING-PS-ST COMP					0.00	0.00	0.00	0.00
324	MISC OPERATING-PS-ESL					0.00	0.00	0.00	0.00
325	MISC OPERATING-ES-REG					0.00	0.00	0.00	0.00
326	MISC OPERATING-ES-G/T					0.00	0.00	0.00	0.00
327	MISC OPERATING-ES-SP ED					0.00	0.00	0.00	0.00
328	MISC OPERATING-ES-ESL					240.00	240.00	0.00	0.00
329	TOTAL					39,500.00	6,933.12	45.00	32,521.88
330									
331	TOTAL STAFF DEVELOPMENT					86,232.00	35,378.16	2,059.36	48,794.48
332									
333									
334									
335	SALARY					64,443.00	33,806.63	0.00	30,636.37
336	FIMM					947.00	469.13	0.00	477.87
337	HEALTH INSURANCE					2,931.00	1,465.44	0.00	1,465.56
338	WORKER'S COMPENSATION					292.00	0.00	0.00	292.00
339	TRS ON-BEHALF					0.00	0.00	0.00	0.00
340	UNEMPLOYMENT					51.00	42.95	0.00	8.05
341	TEACHER RETIREMENT/TRS CARE					3,045.00	1,675.27	0.00	1,369.73
342	PERSONAL DAYS					1,000.00	0.00	0.00	1,000.00
343	TOTAL					72,709.00	37,459.42	0.00	35,249.58
344									
345	CONTRACTED SERVICE					0.00	0.00	0.00	0.00
346									
347	SUPPLIES					215.00	251.09	50.00	(86.09)
348									
349	TRAVEL					2,000.00	1,770.60	10.00	219.40
350	DUES					0.00	0.00	0.00	0.00
351	TOTAL					2,000.00	1,770.60	10.00	219.40

21-INSTRUCTIONAL LEADERSHIP

	A	B	C	D	E	F	G	H	I
352									
353	FURN/EQUIP					285.00	285.00	0.00	0.00
354									
355	TOTAL INSTRUCTIONAL LEADERSHIP					75,209.00	39,766.11	60.00	35,382.89
356									
357									
358	SUBSTITUTES					2,000.00	275.00	0.00	1,725.00
359	SALARIES					670,126.00	326,729.98	31,026.44	312,369.58
360	FIMM					9,863.00	4,423.94	0.00	5,439.06
361	HEALTH INSURANCE					43,020.00	20,579.29	0.00	22,440.71
362	WORKER'S COMPENSATION					2,720.00	0.00	0.00	2,720.00
363	TRS ON-BEHALF					0.00	0.00	0.00	0.00
364	UNEMPLOYMENT					476.00	446.85	0.00	29.15
365	TEACHER RETIREMENT/TRS CARE					20,880.00	10,745.34	0.00	10,134.66
366	PERSONAL DAYS					9,200.00	0.00	0.00	9,200.00
367	TOTAL					758,285.00	363,200.40	31,026.44	364,058.16
368									
369	PRINTING-HS					2,000.00	300.63	40.00	1,659.37
370	PRINTING-MS					2,000.00	547.63	40.00	1,412.37
371	PRINTING-PS					2,000.00	0.00	40.00	1,960.00
372	PRINTING-ES					2,000.00	300.61	40.00	1,659.39
373	TOTAL					8,000.00	1,148.87	160.00	6,691.13
374									
375	SUPPLIES-HS					3,000.00	0.00	0.00	3,000.00
376	SUPPLIES-MS					3,000.00	640.61	160.00	2,199.39
377	SUPPLIES-PS					3,000.00	749.17	0.00	2,250.83
378	SUPPLIES-ES					3,000.00	700.84	0.00	2,299.16
379	DISTRICT EXPENSES-HS					1,000.00	518.47	0.00	481.53
380	DISTRICT EXPENSES-MS					1,000.00	376.98	0.00	623.02
381	DISTRICT EXPENSES-PS					1,000.00	276.97	0.00	723.03
382	DISTRICT EXPENSES-ES					1,000.00	236.98	0.00	763.02
383	POSTAGE-HS					4,000.00	2,144.93	0.00	1,855.07
384	POSTAGE-MS					3,000.00	2,003.39	0.00	996.61
385	POSTAGE-PS					1,500.00	1,000.00	0.00	500.00
386	POSTAGE-ES					1,500.00	1,000.00	0.00	500.00
387	TOTAL					26,000.00	9,648.34	160.00	16,191.66
388									
389	TRAVEL-HS					4,400.00	1,475.38	0.00	2,924.62
390	TRAVEL-MS					2,500.00	2,238.50	50.00	211.50
391	TRAVEL-PS					3,090.00	1,887.85	0.00	1,202.15
392	TRAVEL-ES					2,565.00	1,382.50	0.00	1,182.50
393	BONDING-HS					0.00	0.00	0.00	0.00
394	TRAVEL-ALL SCHOOLS					0.00	0.00	0.00	0.00
395	DUES-HS					0.00	0.00	0.00	0.00
396	DUES-MS					0.00	0.00	0.00	0.00
397	DUES-PS					410.00	410.00	0.00	0.00
398	DUES-ES					0.00	0.00	0.00	0.00
399	TOTAL					12,965.00	7,394.23	50.00	5,520.77
400									
401	FURN/EQUIP-HS					0.00	0.00	0.00	0.00



	A	B	C	D	E	F	G	H	I
402	FURN/EQUIP-MS					0.00	0.00	0.00	0.00
403	FURN/EQUIP-PS					0.00	0.00	0.00	0.00
404	FURN/EQUIP-ES					0.00	0.00	0.00	0.00
405	TOTAL					0.00	0.00	0.00	0.00
406									
407	TOTAL SCHOOL ADMINISTRATION					805,250.00	381,391.84	31,396.44	392,461.72
408									
409									
410									
411	SALARIES					241,398.00	106,806.78	26,749.03	107,842.19
412	FIMM					3,565.00	1,439.54	0.00	2,125.46
413	HEALTH INSURANCE					11,740.00	5,497.52	0.00	6,242.48
414	WORKER'S COMPENSATION					1,136.00	0.00	0.00	1,136.00
415	TRS ON-BEHALF					0.00	0.00	0.00	0.00
416	UNEMPLOYMENT					199.00	158.35	0.00	40.65
417	TEACHER RETIREMENT/TRS CARE					6,943.00	3,432.06	0.00	3,510.94
418	PERSONAL DAYS					4,400.00	0.00	0.00	4,400.00
419	TOTAL					269,381.00	117,334.25	26,749.03	125,297.72
420									
421	REGION VII ESC					1,500.00	1,500.00	0.00	0.00
422	TEST SCORING-HS					250.00	0.00	0.00	250.00
423	TEST SCORING-MS					200.00	0.00	0.00	200.00
424	TEST SCORING-PS					200.00	0.00	0.00	200.00
425	TEST SCORING-ES					250.00	0.00	0.00	250.00
426	TOTAL					2,400.00	1,500.00	0.00	900.00
427									
428	TEST MATERIALS-HS					500.00	0.00	0.00	500.00
429	TEST MATERIALS-MS					500.00	274.13	0.00	225.87
430	TEST MATERIALS-PS					700.00	275.52	0.00	424.48
431	TEST MATERIALS-ES					700.00	0.00	0.00	700.00
432	SUPPLIES-HS					1,250.00	85.69	210.22	954.09
433	SUPPLIES-MS					700.00	0.00	0.00	700.00
434	SUPPLIES-PS					1,000.00	0.00	0.00	1,000.00
435	SUPPLIES-ES					750.00	0.00	0.00	750.00
436	COLLEGE FAIR-HS					250.00	0.00	0.00	250.00
437	TOP TEN BANQUET					800.00	0.00	0.00	800.00
438	POSTAGE-HS					250.00	250.00	0.00	0.00
439	POSTAGE-MS					250.00	250.00	0.00	0.00
440	TOTAL					7,650.00	1,135.34	210.22	6,304.44
441									
442	TRAVEL-HS					3,199.00	888.39	20.00	2,290.61
443	TRAVEL-MS					1,350.00	1,102.90	60.00	187.10
444	TRAVEL-PS					0.00	0.00	0.00	0.00
445	TRAVEL-ES					1,420.00	1,218.37	10.00	191.63
446	TRAVEL-ES-TSII					0.00	0.00	0.00	0.00
447	MEMBERSHIP/DUES-HS					201.00	201.00	0.00	0.00
448	MEMBERSHIP/DUES-MS					0.00	0.00	0.00	0.00
449	MEMBERSHIP/DUES-PS					0.00	0.00	0.00	0.00
450	MEMBERSHIP/DUES-ES					130.00	130.00	0.00	0.00
451	FEES & DUES-COLLEGE FAIR-HS					0.00	0.00	0.00	0.00

	A	B	C	D	E	F	G	H	I
452	FEES-PS-STUDENTS					0.00	0.00	0.00	0.00
453	TOTAL					6,300.00	3,540.66	90.00	2,669.34
454									
455	FURNITURE-HS					125.00	0.00	0.00	125.00
456	FURNITURE-MS					0.00	0.00	0.00	0.00
457	FURNITURE-PS					0.00	0.00	0.00	0.00
458	TOTAL					125.00	0.00	0.00	125.00
459									
460	TOTAL COUNSELING					285,856.00	123,510.25	27,049.25	135,296.50
461									
462									
463									
464	SALARIES					84,152.00	38,263.37	14,859.55	31,029.08
465	FIMM					1,240.00	509.59	0.00	730.41
466	HEALTH INSURANCE					3,908.00	1,768.28	0.00	2,139.72
467	WORKER'S COMPENSATION					560.00	0.00	0.00	560.00
468	TRS ON-BEHALF					0.00	0.00	0.00	0.00
469	UNEMPLOYMENT					98.00	64.11	0.00	33.89
470	TEACHER RETIREMENT/TRS CARE					17,488.00	8,644.44	0.00	8,843.56
471	PERSONAL DAYS					1,400.00	0.00	0.00	1,400.00
472	TOTAL					108,846.00	49,249.79	14,859.55	44,736.66
473									
474	CONT SERVICES-FINGERPRINTING					0.00	0.00	0.00	0.00
475	CONT SERVICES-NURSING-HS					0.00	0.00	0.00	0.00
476	CONT SERVICES-NURSING-MS					0.00	0.00	0.00	0.00
477	CONT SERVICES-NURSING-PS					0.00	0.00	0.00	0.00
478	CONT SERVICES-NURSING-ES					0.00	0.00	0.00	0.00
479	CONT SERVICES-HS					100.00	0.00	0.00	100.00
480	CONT SERVICES-MS					100.00	0.00	0.00	100.00
481	CONT SERVICES-PS					100.00	0.00	0.00	100.00
482	CONT SERVICES-ES					100.00	0.00	0.00	100.00
483	TOTAL					400.00	0.00	0.00	400.00
484									
485	SUPPLIES-HS					1,500.00	234.39	0.00	1,265.61
486	SUPPLIES-MS					1,000.00	234.40	0.00	765.60
487	SUPPLIES-PS					1,500.00	234.39	0.00	1,265.61
488	SUPPLIES-ES					1,000.00	234.39	0.00	765.61
489	TOTAL					5,000.00	937.57	0.00	4,062.43
490									
491	TRAVEL-HS					300.00	0.00	0.00	300.00
492	TRAVEL-MS					300.00	0.00	0.00	300.00
493	TRAVEL-PS					300.00	0.00	0.00	300.00
494	TRAVEL-ES					300.00	0.00	0.00	300.00
495	TOTAL					1,200.00	0.00	0.00	1,200.00
496									
497	EQUIPMENT-HS					0.00	0.00	0.00	0.00
498	EQUIPMENT-MS					0.00	0.00	0.00	0.00
499	EQUIPMENT-PS					0.00	0.00	0.00	0.00
500	EQUIPMENT-ES					0.00	0.00	0.00	0.00
501	TOTAL					0.00	0.00	0.00	0.00

33-HEALTH SERVICES

	A	B	C	D	E	F	G	H	I
502									
503	TOTAL HEALTH SERVICE					115,446.00	50,187.36	14,859.55	50,399.09
504									
505	<i>34-STUDENT TRANSPORTATION</i>								
506									
507	SUBSTITUTES					6,000.00	3,883.20	0.00	2,116.80
508	SALARIES					154,884.00	78,047.15	11,050.74	65,786.11
509	FIMM					2,351.00	1,038.81	0.00	1,312.19
510	HEALTH INSURANCE					32,777.00	15,273.66	0.00	17,503.34
511	WORKER'S COMPENSATION					760.00	0.00	0.00	760.00
512	TRS ON-BEHALF					0.00	0.00	0.00	0.00
513	UNEMPLOYMENT					133.00	118.60	0.00	14.40
514	TEACHER RETIREMENT/TRS CARE					3,122.00	1,641.42	0.00	1,480.58
515	PERSONAL DAYS					1,200.00	0.00	0.00	1,200.00
516	TOTAL					201,227.00	100,002.84	11,050.74	90,173.42
517									
518	CONT SERVICES-PHYSICALS/DRUG TEST					4,500.00	711.70	900.00	2,888.30
519	CONT SERVICES-RECERTIFICATION					1,700.00	60.00	360.00	1,280.00
520	CONT SERVICES-REPAIR					11,000.00	2,664.44	575.00	7,760.56
521	TOTAL					17,200.00	3,436.14	1,835.00	11,928.86
522									
523	GAS,OIL,GREASE,TIRES					93,000.00	28,115.34	7,500.00	57,384.66
524	PARTS & SUPPLIES					42,500.00	9,550.82	9,600.00	23,349.18
525	TOTAL					135,500.00	37,666.16	17,100.00	80,733.84
526									
527	INSURANCE					12,450.00	10,841.00	0.00	1,609.00
528	MISC OPERATING COSTS					2,000.00	1,229.95	0.00	770.05
529	TOTAL					14,450.00	12,070.95	0.00	2,379.05
530									
531	BUSES					0.00	0.00	0.00	0.00
532	CAPITAL OUTLAY					0.00	0.00	0.00	0.00
533	FURN/EQUIP-TECHNOLOGY					0.00	0.00	0.00	0.00
534	TOTAL					0.00	0.00	0.00	0.00
535									
536	TOTAL STUDENT TRANSPORTATION					368,377.00	153,176.09	29,985.74	185,215.17
537									
538	<i>35-FOOD SERVICE</i>								
539									
540	CONTRACTED SERVICES-REPAIR					0.00	7,400.00	0.00	(7,400.00)
541									
542	TRANSFER OUT					0.00	0.00	0.00	0.00
543									
544	TOTAL FOOD SERVICE					0.00	7,400.00	0.00	(7,400.00)
545									
546									
547	<i>36-COCURRICULAR/EXTRACURRICULAR</i>								
548									
549	SALARIES/STIPENDS					299,246.00	145,197.91	26,932.28	127,115.81
550	FIMM					4,245.00	1,922.24	0.00	2,322.76
551	HEALTH INSURANCE					14,674.00	6,606.19	0.00	8,067.81

	A	B	C	D	E	F	G	H	I
552	WORKER'S COMPENSATION					932.00	0.00	0.00	932.00
553	TRS ON-BEHALF					0.00	0.00	0.00	0.00
554	UNEMPLOYMENT					163.00	194.25	0.00	(31.25)
555	TEACHER RETIREMENT/TRS CARE					10,273.00	5,059.40	0.00	5,213.60
556	TOTAL					329,533.00	158,979.99	26,932.28	143,620.73
557									
558	DRUG TESTING-HS					2,775.00	1,526.00	406.00	843.00
559	DRUG TESTING-MS					975.00	560.00	168.00	247.00
560	DRUG DOGS-HS					750.00	337.50	412.50	0.00
561	DRUG DOGS-MS					250.00	112.50	137.50	0.00
562	CONTRACTED ATHLETIC TRAINER					9,000.00	8,876.00	0.00	124.00
563	REPAIR ATHLETICS-HS					4,500.00	0.00	2,835.00	1,665.00
564	REPAIR-ATHLETICS-MS					2,500.00	0.00	0.00	2,500.00
565	RENTAL-DRAMA-HS					0.00	0.00	0.00	0.00
566	RENTAL-ATHLETICS					300.00	345.73	0.00	(45.73)
567	RENTAL-STADIUM/GYM					1,000.00	1,864.64	0.00	(864.64)
568	GAME OFFICIALS-HS					20,000.00	12,247.12	0.00	7,752.88
569	GAME OFFICIALS-MS					6,500.00	3,660.68	0.00	2,839.32
570	GAME WORKERS-HS					1,550.00	1,450.00	0.00	100.00
571	GAME WORKERS-MS					1,000.00	550.00	0.00	450.00
572	GAME CONTRACTS					0.00	0.00	0.00	0.00
573	CONTRACTED SERVICE-HS DRAMA					250.00	0.00	0.00	250.00
574	CONTRACTED SERVICE-MS-DRAMA					75.00	75.00	0.00	0.00
575	CONTRACTED SERVICE-HS-BAND					8,300.00	5,511.00	2,700.00	89.00
576	CONTRACTED SERVICE-MS-BAND					0.00	0.00	0.00	0.00
577	CONTRACTED SERVICE-HS-ATHLETICS					2,400.00	2,359.00	0.00	41.00
578	PRINTING					550.00	0.00	0.00	550.00
579	TOTAL					62,675.00	39,475.17	6,659.00	16,540.83
580									
581	ATHLETIC NEWSLETTER					250.00	0.00	0.00	250.00
582	UNIFORMS-FOOTBALL/BOYS BASKETBALL					5,500.00	0.00	4,998.75	501.25
583	DRAMA COSTUMES					1,000.00	0.00	0.00	1,000.00
584	BAND UNIFORMS					11,300.00	98.65	0.00	11,201.35
585	CHOIR UNIFORMS-HS					0.00	0.00	0.00	0.00
586	UIL SUPPLIES-HS					2,000.00	1,142.47	0.00	857.53
587	UIL SUPPLIES-MS					500.00	224.80	0.00	275.20
588	UIL SUPPLIES-PS					0.00	0.00	0.00	0.00
589	UIL SUPPLIES-ES					1,000.00	382.80	21.00	596.20
590	CHEERLEADERS-HS					1,000.00	0.00	0.00	1,000.00
591	CHEERLEADERS-MS					500.00	0.00	0.00	500.00
592	ALL ATHLETICS-HS					4,000.00	927.89	0.00	3,072.11
593	ALL ATHLETICS-MS					2,000.00	763.76	0.00	1,236.24
594	FOOTBALL-HS					13,000.00	1,877.91	418.00	10,704.09
595	FOOTBALL-MS					4,000.00	0.00	0.00	4,000.00
596	BASKETBALL-HS					4,000.00	0.00	3,959.05	40.95
597	BASKETBALL-MS					1,500.00	0.00	1,487.56	12.44
598	TRACK-HS					4,000.00	0.00	3,470.65	529.35
599	TRACK-MS					1,500.00	1,363.75	0.00	136.25
600	BASEBALL-HS					4,000.00	2,374.96	950.00	675.04

	A	B	C	D	E	F	G	H	I
601	VOLLEYBALL-HS					4,000.00	0.00	0.00	4,000.00
602	VOLLEYBALL-MS					1,500.00	310.00	0.00	1,190.00
603	GIRLS BASKETBALL-HS					4,000.00	3,329.19	153.90	516.91
604	GIRLS BASKETBALL-MS					1,500.00	1,476.28	76.95	(53.23)
605	GIRLS TRACK-HS					4,000.00	0.00	2,680.50	1,319.50
606	GIRLS TRACK-MS					1,500.00	805.00	586.00	109.00
607	TENNIS-HS					1,500.00	0.00	1,500.00	0.00
608	GOLF-HS					1,500.00	446.10	0.00	1,053.90
609	WEIGHT TRAINING-HS					1,500.00	0.00	1,441.75	58.25
610	SOFTBALL-HS					4,000.00	3,926.00	0.00	74.00
611	OFF SEASON-HS					5,000.00	0.00	5,470.00	(470.00)
612	OFF SEASON-MS					0.00	0.00	0.00	0.00
613	TRAINER SUPPLIES-HS					5,000.00	68.45	0.00	4,931.55
614	CROSS COUNTRY-HS					1,500.00	720.00	79.99	700.01
615	SOCCER-HS					0.00	1,596.75	0.00	(1,596.75)
616	TOTAL					97,550.00	21,834.76	27,294.10	48,421.14
617									
618	EMPLOYEE TRAVEL-DRAMA-HS					0.00	0.00	0.00	0.00
619	EMPLOYEE TRAVEL-BAND-HS					603.68	603.68	0.00	0.00
620	EMPLOYEE TRAVEL-CHOIR-HS					0.00	0.00	0.00	0.00
621	EMPLOYEE TRAVEL-BAND-MS					210.48	210.48	0.00	0.00
622	EMPLOYEE TRAVEL-MUSIC-ES					0.00	0.00	0.00	0.00
623	EMPLOYEE TRAVEL-ES-UIL					0.00	0.00	0.00	0.00
624	EMPLOYEE TRAVEL-ATHLETICS-HS					13,000.00	6,835.11	0.00	6,164.89
625	STUDENT MEALS/FEES-HS					17,527.09	0.00	0.00	17,527.09
626	STUDENT MEALS/FEES-MS					2,968.54	0.00	0.00	2,968.54
627	STUDENT MEALS/FEES-PS					0.00	0.00	0.00	0.00
628	STUDENT MEALS/FEES-ES					450.00	0.00	0.00	450.00
629	STUDENTS/REP DISTRICT-HS					0.00	0.00	0.00	0.00
630	STUDENTS/REP DISTRICT-MS					60.00	60.00	0.00	0.00
631	STUDENT TRAVEL-JOURNALISM-HS					291.25	291.25	0.00	0.00
632	STUDENT TRAVEL-DRAMA-HS					0.00	0.00	0.00	0.00
633	STUDENT TRAVEL-DRAMA-MS					0.00	0.00	0.00	0.00
634	STUDENT TRAVEL-BAND-HS					5,423.00	4,683.00	740.00	0.00
635	STUDENT TRAVEL-BAND-MS					155.00	155.00	0.00	0.00
636	STUDENT TRAVEL-CHOIR-HS					0.00	0.00	0.00	0.00
637	STUDENT TRAVEL-SCIENCE-HS					450.00	450.00	0.00	0.00
638	STUDENT TRAVEL-BUS CLUB-HS					2,479.00	2,479.00	0.00	0.00
639	STUDENT TRAVEL-VO AG					2,403.10	2,403.10	0.00	0.00
640	STUDENT TRAVEL-HOME ECO					2,319.68	2,319.68	0.00	0.00
641	STUDENT TRAVEL-DECA-HS					2,968.20	2,968.20	0.00	0.00
642	STUDENT TRAVEL-UIL-HS					45.00	45.00	0.00	0.00
643	STUDENT TRAVEL-UIL-MS					486.00	486.00	0.00	0.00
644	STUDENT TRAVEL-UIL-PS					25.00	0.00	0.00	25.00
645	STUDENT TRAVEL-UIL-ES					450.00	255.00	195.00	0.00
646	STUDENT TRAVEL-ACADEMICS-HS					0.00	0.00	0.00	0.00
647	STUDENT TRAVEL-ROPE TRICK-ES					0.00	0.00	0.00	0.00
648	STUDENT TRAVEL-ATHLETICS-HS					0.00	0.00	0.00	0.00

	A	B	C	D	E	F	G	H	I
649	STUDENT TRAVEL-ATHLETICS-MS					0.00	0.00	0.00	0.00
650	STUDENT TRAVEL-HS-FOOTBALL					2,450.00	7,235.42	0.00	(4,785.42)
651	STUDENT TRAVEL-MS-FOOTBALL					2,000.00	1,665.00	0.00	335.00
652	STUDENT TRAVEL-HS BASKETBALL					2,000.00	1,559.55	0.00	440.45
653	STUDENT TRAVEL-MS BASKETBALL					1,000.00	938.69	0.00	61.31
654	STUDENT TRAVEL-HS TRACK					2,800.00	0.00	0.00	2,800.00
655	STUDENT TRAVEL-MS TRACK					1,800.00	0.00	0.00	1,800.00
656	STUDENT TRAVEL-HS BASEBALL					1,800.00	80.00	0.00	1,720.00
657	STUDENT TRAVEL-HS VOLLEYBALL					1,800.00	1,267.94	0.00	532.06
658	STUDENT TRAVEL-MS VOLLEYBALL					1,076.00	1,076.00	0.00	0.00
659	STUDENT TRAVEL-HS GIRLS BASKETBALL					2,000.00	1,194.65	0.00	805.35
660	STUDENT TRAVEL-MS GIRLS BASKETBALL					1,000.00	720.00	0.00	280.00
661	STUDENT TRAVEL-HS FIRLS TRACK					1,500.00	0.00	0.00	1,500.00
662	STUDENT TRAVEL-MS GIRLS TRACK					1,000.00	0.00	0.00	1,000.00
663	STUDENT TRAVEL-HS TENNIS					750.00	0.00	0.00	750.00
664	STUDENT TRAVEL-HS GOLF					750.00	0.00	0.00	750.00
665	STUDENT TRAVEL-HS WEIGHT LIFTING					800.00	159.00	0.00	641.00
666	STUDENT TRAVEL-HS SOFTBALL					1,800.00	315.55	0.00	1,484.45
667	STUDENT TRAVEL-HS CROSS COUNTRY					900.00	156.99	0.00	743.01
668	TRAVEL-NON EMPLOYEE-HS-BAND					0.00	0.00	0.00	0.00
669	STUDENT INSURANCE-HS					25,000.00	0.00	0.00	25,000.00
670	STUDENT INSURANCE-MS					25,000.00	0.00	0.00	25,000.00
671	DUES-JOURNALISM-HS					75.00	75.00	0.00	0.00
672	DUES-BAND-HS					100.00	100.00	0.00	0.00
673	DUES-CHOIR-HS					0.00	0.00	0.00	0.00
674	DUES-BAND-MS					200.00	200.00	0.00	0.00
675	DUES-SCIENCE-HS					60.00	60.00	0.00	0.00
676	DUES-MUSIC-ES					0.00	0.00	0.00	0.00
677	DUES-ATHLETICS-HS					1,125.00	605.00	0.00	520.00
678	STUDENT ACTIVITY-HS					200.00	200.00	0.00	0.00
679	STUDENT ACTIVITY-MS					0.00	0.00	0.00	0.00
680	FEES & DUES-DRAMA-HS					0.00	0.00	0.00	0.00
681	FEES & DUES-DRAMA-MS					0.00	0.00	0.00	0.00
682	FEES & DUES-BAND-HS					3,812.00	3,812.00	0.00	0.00
683	FEES & DUES-CHOIR-HS					110.00	110.00	0.00	0.00
684	FEES & DUES-BAND-MS					420.00	420.00	0.00	0.00
685	FEES & DUES-CHOIR-MS					0.00	0.00	0.00	0.00
686	FEES-MUSIC-ES					0.00	0.00	0.00	0.00
687	FEES & DUES-BUS DEPT-HS					400.00	400.00	0.00	0.00
688	FEES & DUES-VO AG					466.00	466.00	0.00	0.00
689	FEES & DUES-HOME ECO					459.00	459.00	0.00	0.00
690	FEES & DUES-DE					275.00	275.00	0.00	0.00
691	UIL FEES-HS					3,072.00	3,072.00	0.00	0.00
692	UIL FEES-MS					374.98	374.98	0.00	0.00
693	UIL FEES-PS					200.00	0.00	0.00	200.00
694	UIL FEES-ES					300.00	0.00	0.00	300.00
695	ACADEMIC AWARDS-HS					0.00	0.00	0.00	0.00
696	ACADEMIC AWARDS-MS					0.00	0.00	0.00	0.00

	A	B	C	D	E	F	G	H	I
697	ACADEMIC AWARDS-ES					0.00	0.00	0.00	0.00
698	JUMP ROPE FEES-ES					0.00	0.00	0.00	0.00
699	CHEERLEADER FEES-HS					0.00	0.00	0.00	0.00
700	CHEERLEADER FEES-MS					0.00	0.00	0.00	0.00
701	DRUM MAJOR/FLAGS FEES-HS					0.00	0.00	0.00	0.00
702	DEBATE FEES-HS					0.00	0.00	0.00	0.00
703	DRAMA AWARDS/JACKETS-HS					0.00	0.00	0.00	0.00
704	BAND AWARD/JACKETS-HS					1,260.00	0.00	1,260.00	0.00
705	CHOIR AWARDS/JACKETS-HS					0.00	0.00	0.00	0.00
706	BAND AWARDS-MS					0.00	0.00	0.00	0.00
707	FEES & DUES-ATHLETICS-HS					17,300.00	6,118.65	650.00	10,531.35
708	FEES & DUES-ATHLETICS-MS					2,000.00	705.37	0.00	1,294.63
709	TROPHIES,MEDALS,RIBBONS-HS					2,750.00	528.20	3,411.00	(1,189.20)
710	TROPHIES,MEDALS,RIBBONS-MS					1,200.00	0.00	0.00	1,200.00
711	ATHLETICS AWARDS/JACKETS-HS					2,500.00	0.00	700.00	1,800.00
712	TOTAL					168,200.00	58,594.49	6,956.00	102,649.51
713									
714	EQUIPMENT-HS-FOOTBALL					0.00	0.00	0.00	0.00
715	EQUIPMENT-ALL ATHLETICS-HS					0.00	3,340.00	0.00	(3,340.00)
716	EQUIPMENT-ALL ATHLETICS-MS					0.00	0.00	42,371.50	(42,371.50)
717	EQUIPMENT-TRACK					0.00	0.00	0.00	0.00
718	TOTAL					0.00	3,340.00	42,371.50	(45,711.50)
719									
720	TOTAL COCURRICULAR/EXTRACURRICULAR					657,958.00	282,224.41	110,212.88	265,520.71
721									
722	<i>41-GENERAL ADMINISTRATION</i>								
723									
724	SALARIES					324,549.00	170,830.89	0.00	153,718.11
725	FIMM					4,275.00	2,391.59	0.00	1,883.41
726	HEALTH INSURANCE					7,845.00	3,918.72	0.00	3,926.28
727	WORKER'S COMPENSATION					1,300.00	0.00	0.00	1,300.00
728	TRS ON-BEHALF					0.00	0.00	0.00	0.00
729	UNEMPLOYMENT					228.00	217.97	0.00	10.03
730	TEACHER RETIREMENT/TRS CARE					28,582.00	14,289.30	0.00	14,292.70
731	PERSONAL DAYS					3,200.00	0.00	0.00	3,200.00
732	TOTAL					369,979.00	191,648.47	0.00	178,330.53
733									
734	ATTORNEY FEES-SPEC ED					0.00	5,955.18	0.00	(5,955.18)
735	ATTORNEY FEES					4,500.00	597.00	0.00	3,903.00
736	AUDIT EXP					19,000.00	19,350.00	0.00	(350.00)
737	CONT-SERVICE-FINGERPRINTING					0.00	0.00	0.00	0.00
738	REGION VII ESC					4,200.00	4,167.00	0.00	33.00
739	COPIER REPAIR/MAINT					1,250.00	500.00	300.00	450.00
740	LEASE-EQUIP					2,868.00	1,434.00	0.00	1,434.00
741	PRINTING-SUPERINTENDENT					0.00	0.00	0.00	0.00
742	POLICY REVIEW-SCHOOL BOARD					800.00	0.00	0.00	800.00
743	PRINTING-TAX OFFICE					1,600.00	1,600.00	0.00	0.00
744	PRINTING-ADM					2,000.00	1,300.25	0.00	699.75
745	CONT SERVICE-FACILITY REVIEW					6,750.00	3,000.00	0.00	3,750.00

	A	B	C	D	E	F	G	H	I
746	CONT SERVICE-TASB PAY PLAN					2,000.00	0.00	1,600.00	400.00
747	TOTAL					44,968.00	37,903.43	1,900.00	5,164.57
748									
749	MAGAZINES					100.00	0.00	0.00	100.00
750	SUPPLIES-SUPERINTENDENT					1,000.00	124.60	0.00	875.40
751	SUPPLIES-SCHOOL BOARD					1,500.00	1,268.34	0.00	231.66
752	SUPPLIES-TAX OFFICE					2,500.00	2,282.76	0.00	217.24
753	SUPPLIES-ADMINISTRATION					3,250.00	1,827.13	18.69	1,404.18
754	SERVICE PINS					1,150.00	0.00	0.00	1,150.00
755	POSTAGE-TAX					1,500.00	1,000.00	0.00	500.00
756	POSTAGE-ADM					1,500.00	17.25	0.00	1,482.75
757	SUPPLIES-TECHNOLOGY**					0.00	0.00	0.00	0.00
758	TOTAL					12,500.00	6,520.08	18.69	5,961.23
759									
760	TRAVEL-SUPERINTENDENT					2,500.00	1,354.23	0.00	1,145.77
761	TRAVEL-TAX					1000.00	0.00	0.00	1,000.00
762	TRAVEL-BUS OFF					2,150.00	1,633.05	190.00	326.95
763	TRAVEL-SCHOOL BOARD					7,500.00	3,720.58	0.00	3,779.42
764	INSUR-SCHOOL BOARD					4,630.00	4,381.00	0.00	249.00
765	BONDING-TAX					250.00	250.00	0.00	0.00
766	BONDING-ADM					100.00	71.00	0.00	29.00
767	ELECTIONS					2,225.00	0.00	0.00	2,225.00
768	DUES-SUPERINTENDENT					500.00	0.00	0.00	500.00
769	DUES-SCHOOL BOARD					5,000.00	3,147.30	0.00	1,852.70
770	DUES-TAX COLLECTOR					250.00	145.00	0.00	105.00
771	DUES-SCHOOL WIDE					5,000.00	0.00	0.00	5,000.00
772	DUES-ADMIN OFFICE					4,625.00	0.00	0.00	4,625.00
773	MISC OPERATING-SUPERINTENDENT					750.00	0.00	0.00	750.00
774	MISC OPERATING-SCHOOL BOARD					2,500.00	1,439.47	0.00	1,060.53
775	MISC OPERATING-TAX OFFICE					500.00	0.00	0.00	500.00
776	MISC OPERATING-SCHOOL WIDE					4,000.00	0.00	0.00	4,000.00
777	MISC OPERATING-ADMIN					2,500.00	396.87	0.00	2,103.13
778	OTHER OPERATING COSTS-TAX REFUNDS					0.00	0.00	0.00	0.00
779	ADVER-TAX					500.00	0.00	0.00	500.00
780	ADVER-ADM					2,000.00	201.00	0.00	1,799.00
781	TECS FEES					0.00	0.00	0.00	0.00
782	TOTAL					48,480.00	16,739.50	190.00	31,550.50
783									
784	FURN/EQUIP-SUPERINTENDENT					0.00	0.00	0.00	0.00
785	FURN/EQUIP-SCHOOL BOARD					0.00	0.00	0.00	0.00
786	FURN/EQUIP-TECHNOLOGY**					0.00	0.00	0.00	0.00
787	TOTAL					0.00	0.00	0.00	0.00
788									
789	TOTAL GENERAL ADMINISTRATION					475,927.00	252,811.48	2,108.69	221,006.83
790									
791	<i>51-PLANT MAINTENANCE</i>								
792									
793	SUBSTITUTES					10,000.00	1,706.89	0.00	8,293.11
794	SALARIES					434,879.00	223,027.44	0.00	211,851.56



	A	B	C	D	E	F	G	H	I
795	FIMM					6,114.00	2,876.15	0.00	3,237.85
796	HEALTH INSURANCE					54,320.00	32,894.55	0.00	21,425.45
797	WORKER'S COMPENSATION					2,148.00	0.00	0.00	2,148.00
798	TRS ON-BEHALF					0.00	0.00	0.00	0.00
799	UNEMPLOYMENT					375.00	305.16	0.00	69.84
800	TEACHER RETIREMENT/TRS CARE					8,531.00	4,358.40	0.00	4,172.60
801	PERSONAL DAYS					2,400.00	0.00	0.00	2,400.00
802	TOTAL					518,767.00	265,168.59	0.00	253,598.41
803									
804	BUILDING APPRAISAL					0.00	0.00	0.00	0.00
805	PRINTING					0.00	0.00	0.00	0.00
806	CONTRACTED SERVICES-PHYSICALS/DRUG					1,000.00	47.45	200.00	752.55
807	CONTRACTED SERVICES-ELECTRICAL					3,000.00	2,341.98	0.00	658.02
808	CONTRACTED SERVICES-EXTERMINATING					7,500.00	2,594.00	0.00	4,906.00
809	CONTRACTED SERVICES-GARBAGE					12,000.00	3,885.00	0.00	8,115.00
810	CONTRACTED SERVICES-HEAT/AIR					125,000.00	49,472.82	15,860.00	59,667.18
811	CONTRACTED SERVICES-GENERAL					24,625.00	11,143.27	917.22	12,564.51
812	CONTRACTED SERVICES-FOOTBALL/BASEBAL					15,000.00	4,330.00	0.00	10,670.00
813	CONTRACTED SERVICES-GYM FLOORS					9,100.00	2,793.00	0.00	6,307.00
814	CONTRACTED SERVICES-SOUND SYS					10,000.00	4,714.81	1,200.00	4,085.19
815	CONTRACTED SERVICES-ROAD REPAIR					2,500.00	0.00	0.00	2,500.00
816	CONTRACTED SERVICES-FIRE EXT					7,500.00	0.00	0.00	7,500.00
817	CONTRACTED SERVICES-PLUMBING					10,000.00	1,112.50	0.00	8,887.50
818	CONTRACTED SERVICES-DST WIDE					34,500.00	10,750.00	0.00	23,750.00
819	CONTRACTED SERVICES-ROOFING					2,500.00	0.00	0.00	2,500.00
820	CONTRACTED SERVICES-TECHNOLOGY**					0.00	0.00	0.00	0.00
821	PHONE-HS					3,200.00	401.10	0.00	2,798.90
822	PHONE-MS					1,700.00	38.66	0.00	1,661.34
823	PHONE-PS					1,200.00	38.66	0.00	1,161.34
824	PHONE-ES					1,200.00	38.66	0.00	1,161.34
825	PHONE-ADM					1,500.00	38.69	0.00	1,461.31
826	PHONE-CAFETERIA					500.00	0.00	0.00	500.00
827	PHONE-BUS/MAINTENANCE					3,000.00	714.51	0.00	2,285.49
828	PHONE-HS MEREDITH STADIUM					2,000.00	1,102.67	0.00	897.33
829	WATER					35,000.00	12,357.13	0.00	22,642.87
830	ELECTRICITY					258,750.00	46,375.40	0.00	212,374.60
831	GAS					34,000.00	13,130.79	0.00	20,869.21
832	CABLE INTERNET					5,000.00	0.00	0.00	5,000.00
833	LEASE/RENTAL					375.00	375.00	0.00	0.00
834	TOTAL					611,650.00	167,796.10	18,177.22	425,676.68
835									
836	VEHICLE SUPPLIES					0.00	0.00	0.00	0.00
837	CUSTODIAL SUPPLIES					60,000.00	27,781.35	7,864.48	24,354.17
838	MAINT/GROUNDS SUPPLIES					60,000.00	22,092.68	7,595.15	30,312.17
839	SUPPLIES-TECHNOLOGY**					0.00	0.00	0.00	0.00
840	TOTAL					120,000.00	49,874.03	15,459.63	54,666.34
841									
842	TRAVEL-MAIT					0.00	0.00	0.00	0.00



	A	B	C	D	E	F	G	H	I
892	TOTAL					0.00	0.00	0.00	0.00
893									
894	CONTRACTED SERVICES-DISTRICT					20,000.00	0.00	0.00	20,000.00
895	CONT SERVICE-FINGERPRINTING					0.00	0.00	0.00	0.00
896	HARDWARE & SOFTWARE MAINT-HS					7,250.00	5,089.55	0.00	2,160.45
897	HARDWARE & SOFTWARE MAINT-MS					7,250.00	5,089.55	0.00	2,160.45
898	HARDWARE & SOFTWARE MAINT-PS					7,250.00	5,089.55	0.00	2,160.45
899	HARDWARE & SOFTWARE MAINT-ES					7,250.00	5,089.54	0.00	2,160.46
900	HARDWARE & SODTWARE MAINT-TAX					6,000.00	0.00	0.00	6,000.00
901	HARDWARE & SOFTWARE MAINT-ADM					14,000.00	13,279.00	0.00	721.00
902	MISC CONT SERVICES-HS					18,000.00	8,527.25	115.00	9,357.75
903	MISC CONT SERVICES-MS					18,000.00	7,542.25	0.00	10,457.75
904	MISC CONT SERVICES-PS					18,000.00	7,542.25	0.00	10,457.75
905	MISC CONT SERVICES-ES					18,000.00	7,542.25	0.00	10,457.75
906	TOTAL					141,000.00	64,791.19	115.00	76,093.81
907									
908	COMPUTER SUPPLIES-HS					900.00	854.37	134.75	(89.12)
909	COMPUTER SUPPLIES-MS					900.00	624.14	38.25	237.61
910	COMPUTER SUPPLIES-PS					900.00	624.14	38.25	237.61
911	COMPUTER SUPPLIES-ES					900.00	624.14	38.25	237.61
912	COMPUTER SUPPLIES-ADM					500.00	0.00	0.00	500.00
913	TOTAL					4,100.00	2,726.79	249.50	1,123.71
914									
915	TRAVEL					1,000.00	0.00	0.00	1,000.00
916	FEES/DUES					0.00	0.00	0.00	0.00
917	TOTAL					1,000.00	0.00	0.00	1,000.00
918									
919	COMPUTERS-HS					2,500.00	0.00	0.00	2,500.00
920	COMPUTERS-MS					2,500.00	0.00	0.00	2,500.00
921	COMPUTERS-PS					2,500.00	0.00	0.00	2,500.00
922	COMPUTERS-ES					2,500.00	0.00	0.00	2,500.00
923	COMPUTERS-ADM					0.00	0.00	0.00	0.00
924	TOTAL					10,000.00	0.00	0.00	10,000.00
925									
926	TOTAL DATA PROCESSING					156,100.00	67,517.98	364.50	88,217.52
927									
928									
929									
930	CONTRACTED SERVICE-HS					2,482.00	0.00	159.37	2,322.63
931	CONTRACTED SERVICE-MS					2,482.00	0.00	159.38	2,322.62
932	CONTRACTED SERVICE-PS					2,482.00	0.00	159.38	2,322.62
933	CONTRACTED SERVICE-ES					2,482.00	0.00	159.37	2,322.63
934	TOTAL					9,928.00	0.00	637.50	9,290.50
935									
936	TOTAL COMMUNITY SERVICE					9,928.00	0.00	637.50	9,290.50
937									
938									
939									
940	FITNESS EQUIP-PRINCIPAL					0.00	0.00	0.00	0.00

61-COMMUNITY SERVICE

71-DEBT SERVICE

	A	B	C	D	E	F	G	H	I
941	FITNESS EQUIP-INTEREST					0.00	0.00	0.00	0.00
942	TOTAL					0.00	0.00	0.00	0.00
943									
944	TOTAL DEBT SERVICE					0.00	0.00	0.00	0.00
945									
946	<i>81-FACILITIES ACQUISITION &amp; CONSTRUCTION</i>								
947									
948	FACILITY PLANNING					0.00	0.00	0.00	0.00
949	CONT SERVICES-TECHNOLOGY-MS**					0.00	0.00	0.00	0.00
950	CONT SERVICES-TECHNOLOGY-PS**					0.00	0.00	0.00	0.00
951	CONT SERVICES-TECHNOLOGY-ES**					0.00	0.00	0.00	0.00
952	CONT SERVICES-TECHNOLOGY-ADM**					0.00	0.00	0.00	0.00
953	CONT SERVICES-STADIUM					0.00	0.00	0.00	0.00
954	TOTAL					0.00	0.00	0.00	0.00
955									
956	SUPPLIES-STADIUM/TRACK					0.00	0.00	0.00	0.00
957	TOTAL					0.00	0.00	0.00	0.00
958									
959	LAND PURCHASE					0.00	0.00	0.00	0.00
960	FEES-LAND PURCHASE					0.00	0.00	0.00	0.00
961	BUILDING CONSTRUCTION-HS/ES ROOF					0.00	219,528.01	8,577.42	(228,105.43)
962	BUILDING CONSTRUCTION-HS/ES RENNOV					45,921.05	45,921.05	0.00	0.00
963	PARKING/ROADS-ALL SCHOOLS					0.00	0.00	0.00	0.00
964	BUILDING CONSTRUCTION-HS/ES RENNOV					0.00	0.00	0.00	0.00
965	BUILDING CONSTRUCTION-STADIUM TRACK					0.00	0.00	2,750.00	(2,750.00)
966	BUILDING CONSTRUCTION-FIELDHOUSE					0.00	0.00	0.00	0.00
967	FURN/EQUIP-TECHNOLOGY-DST**					0.00	0.00	0.00	0.00
968	TOTAL					45,921.05	265,449.06	11,327.42	(230,855.43)
969									
970	TOTAL FACILITIES & CONSTRUCTION					45,921.05	265,449.06	11,327.42	(230,855.43)
971									
972	<i>93-PAYMENTS TO MEMBER DISTRICTS/FISCAL AGENTS</i>								
973									
974	SSA-SUPERNET II					9,471.00	6,311.42	0.00	3,159.58
975	SSA-SPECIAL EDUCATION					381,688.00	254,458.86	0.00	127,229.14
976	SSA-RUS-DLT GRANT					0.00	0.00	0.00	0.00
977									
978	TOTAL PAYMENTS TO MEMBER DISTRICTS					391,159.00	260,770.28	0.00	130,388.72
979									
980	<i>99-OTHER INTERGOVERNMENTAL CHARGES</i>								
981									
982	APPRAISAL DISTRICT					122,905.00	29,026.50	0.00	93,878.50
983									
984	TOTAL OTHER INTERGOVERNMENTAL					122,905.00	29,026.50	0.00	93,878.50
985									
986	TRANSFER OUT-WOOD COUNTY SSA					0.00	0.00	0.00	0.00
987									
988									
989	<b>TOTAL OPERATING BUDGET</b>					<b>12,998,067.05</b>	<b>5,610,399.72</b>	<b>1,214,523.08</b>	<b>6,173,144.25</b>

	A	B	C	D	E	F	G	H	I	
990										
991										
992	<b>DEBT SERVICE FUND</b>									
993	599									
994										
995	BONDS					0.00	0.00	0.00	0.00	
996	INTEREST					0.00	0.00	0.00	0.00	
997	FEES					0.00	0.00	0.00	0.00	
998						0.00	0.00	0.00	0.00	
999	TOTAL									
1000	<b>TOTAL DEBT SERVICE</b>						0.00	0.00	0.00	0.00
1001										
1002										
1003	<b>TOTAL OPERATING FUND</b>									
1004	<b>AND DEBT SERVICE</b>						12,998,067.05	5,610,399.72	1,214,523.08	6,173,144.25
1005										
1006										
1007	***TECHNOLOGY EXPENSES TO BE									
1008	FUNDED					102,500.00	28,615.95	1,154.78	72,729.27	
1009										
1010										
1011	<u>REFERENCE GUIDE</u>									
1012										
1013	HS					ST COMP	STATE COMPENSATORY			
1014	MS	HIGH SCHOOL				ESL	ENGLISH/SPANISH LANGUAGE			
1015	PS	MIDDLE SCHOOL				VOC	VOCATIONAL EDUCATION			
1016	ES	PRIMARY SCHOOL				G/T	GIFTED/TALENTED EDUCATION			
1017	ADM	ELEMENTARY SCHOOL				SP ED	SPECIAL EDUCATION			
1018		ADMINISTRATION								
1019										
1020	<b>MINEOLA INDEPENDENT SCHOOL DISTRICT</b>									
1021										
1022	<b>2014-2015 REVENUE</b>									
1023	<b>199-GENERAL FUND</b>									
1024						BUDGETED	RECEIVED		BALANCE	
1025	TAXES-CURRENT YEAR					6,011,620.00	5,684,786.72		326,833.28	
1026	TAXES-PRIOR YEAR					120,000.00	105,508.54		14,491.46	
1027	TAXES-PENALTIES					100,000.00	44,710.55		55,289.45	
1028	TAXES-INTEREST					0.00	0.00		0.00	
1029	DRIVER EDUCATION TUITION					0.00	0.00		0.00	
1030	TUITION-SUMMER SCHOOL					0.00	0.00		0.00	
1031	EARNING FROM PERMANENT INVESTMENTS					3,200.00	0.00		3,200.00	
1032	EARNING FROM TEMPORARY INVESTMENTS					20,000.00	18,914.05		1,085.95	
1033	RENTAL OF FACILITIES					6,750.00	4,131.25		2,618.75	
1034	GIFTS/BEQUESTS-MEREDITH-					28,000.00	60,650.00		-32,650.00	
1035	GIFTS/BEQUESTS-MEREDITH-HS BAND					0.00	0.00		0.00	
1036	GIFTS/BEQUESTS-HS WEIGHT ROOM					0.00	0.00		0.00	
1037	GIFTS/BEQUESTS-MEREDITH-ES PLAYG					0.00	0.00		0.00	
1038	GIFTS/BEQUESTS					17,921.05	17,921.05		0.00	
1039	INSURANCE RECOVERY					0.00	0.00		0.00	

	A	B	C	D	E	F	G	H	I
1040	ATHLETIC ACTIVITY					50,000.00	39,856.95		10,143.05
1041	MISC REVENUE-FISCAL AGENT FEE					52,000.00	0.00		52,000.00
1042	TAXES-CED					0.00	0.00		0.00
1043	MISC REVENUE-LOCAL SOURCES					25,000.00	10,056.50		14,943.50
1044	CITY OF MINEOLA					6,500.00	0.00		6,500.00
1045	HEAD START REIMBURSEMENT					95,000.00	58,559.24		36,440.76
1046						6,535,991.05	6,045,094.85		490,896.20
1047	TOTAL								
1048	PER CAPITA					384,603.00	74,698.00		309,905.00
1049	STATE FOUNDATION					5,473,618.00	2,572,843.00		2,900,775.00
1050	SAFE SCHOOL-RIDER 59					0.00	5,472.59		-5,472.59
1051	TRS ON BEHALF					582,439.00	0.00		582,439.00
1052						6,440,660.00	2,653,013.59		3,787,646.41
1053	TOTAL								
1054	SCHOOL HEALTH & REALTED SERVICES					22,000.00	1,860.56		20,139.44
1055									
1056	SALE OF PROPERTY					0.00	0.00		0.00
1057									
1058	<b>TOTAL OPERATING REVENUE</b>					<b>12,998,651.05</b>	<b>8,699,969.00</b>		<b>4,298,682.05</b>
1059									
1060	<b>599-DEBT SERVICE</b>								
1061									
1062	TAXES-CURRENT					0.00	0.00		0.00
1063	TAXES-PRIOR YEARS					0.00	0.00		0.00
1064	TAXES-PENALTIES					0.00	0.00		0.00
1065	TAXES-INTEREST					0.00	0.00		0.00
1066	EARNINGS FROM TEMPORARY INVESTMENTS					0.00	0.00		0.00
1067						0.00	0.00		0.00
1068	TOTAL								
1069	STATE REVENUE-TEA					0.00	0.00		0.00
1070									
1071	<b>TOTAL DEBT SERVICE REVENUE</b>					<b>0.00</b>	<b>0.00</b>		<b>0.00</b>
1072									
1073	<b>TOTAL OPERATING AND DEBT</b>								
1074	<b><u>SERVICE REVENUE</u></b>					<b>12,998,651.05</b>	<b>8,699,969.00</b>	<b>0.00</b>	<b>4,298,682.05</b>
1075									







MISD District Improvement Fund	79,031.95	
Head Start	444.50	
District Lost Book Account	19,134.53	
<b>TOTAL</b>		98,610.98

**Mineola Primary School**

Advisory Council	4,892.14	
Yearbooks	3,814.09	
Box Tops	9,958.64	
Flower Fund	225.20	
Jacket Dads	306.00	
Library Fund	1,696.08	
T-Shirts	530.00	
Teacher Gifts	14,016.63	
Title I Book Acct	385.00	
School Vending	2,019.67	
Benevolent Fund	12,494.24	
Lounge Vending	3,427.30	
<b>TOTAL</b>		53,764.99

**Mineola Elementary School**

Teacher Gifts	3,222.19	
School Annual	2,725.59	
Benevolent Fund	1,778.70	
Advisory Council	5,835.01	
Flower Fund	252.39	
Library Fund	2,960.24	
Lounge Vending	444.00	
Jump Rope	782.38	
School Vending	14,627.69	
P. E.	1,075.59	
Kiwanis Kids	209.75	
Super Dads	268.74	
<b>TOTAL</b>		34,182.27

**Mineola Middle School**

AVID	249.08	
PE-MS	279.01	
Volleyball	0.00	
Flower Fund	170.83	
Jacket Jazz	0.00	
Advisory Council	1,364.80	
Choir	151.44	
MS Cheerleaders	4,120.20	
MS Yearbook	3,142.57	
Crime Stoppers	0.00	
Junior Honor Society	126.06	
Communities in Schools	0.00	
Athletic Boosters	614.90	
Library Fund	625.24	
Lounge Vending	708.35	
FCA-MS	4,113.46	
Builder's Club	57.57	
Spirit Crew	103.50	
School Vending	8,855.88	
Benevolent Fund	8,247.70	
Science Club	0.00	

Student Council	2,317.55	
<b>TOTAL</b>		35,248.14

**Mineola High School**

Athletic Boosters	21,791.57	
Art	852.39	
Auto Mechanics	1,828.76	
Anchor Club	477.15	
Annual Staff	7,163.50	
Athletic Vending	16,666.76	
Athletic Equipment Donations	1,357.28	
Band Fund	11,929.75	
Band Boosters	18,688.10	
Business Club	218.82	
D. E. C. A.	883.89	
Fellowship of Christian Athletes	2,893.77	
Future Farmers of America	3,956.29	
Future Homemakers of America	351.39	
Fishing Club	1,981.00	
Class of 2016	14,133.00	
Benevolent Fund	2,462.53	
Testing/Tuition	1,885.45	
Lounge Vending	662.74	
Student Technoloty Assoc	449.40	
I-Pad fees	25,414.06	
Choir	1,126.00	
Class of 2018	30.00	
Key Club	1,560.22	
Library Fund	747.73	
Junior Historians	1,188.71	
National Honor Society	229.66	
Nature Trail	1,137.10	
Project Graduation	2,762.16	
H. S. Players/Drama	1,433.89	
Flower Fund	1,223.05	
Student Council	371.99	
Scholarship Fund	16,163.00	
Class of 2015	7,000.51	
Soccer Club	1,633.00	
Class of 2017	545.00	
Slot Car Racing	2,379.65	
Girl's Athletic Scholarship	95.99	
Varsity Cheerleaders	3,426.42	
AVID	217.17	
School Vending	7,335.17	
<b>TOTAL</b>		186,654.02

**WOOD COUNTY SPECIAL EDUCATION SSA**


Activity Fund	247.38	
<b>TOTAL</b>		247.38

**TEXPOOL  
PORTFOLIO SUMMARY  
ACTIVITY FOR MONTH ENDING  
February 28, 2015**

**LOCAL MAINTENANCE**

<i>Investments</i>	<i>Cost</i>	<i>Market</i>	<i>Ratio</i>	<i>Interest Rate</i>
Beginning of period	27,238.25	27,238.25	100.00%	0.04%
Deposits	0.00			
Withdrawals	0.00			
Interest accrued	0.84			
End of Period	27,239.09	27,239.09	100.00%	0.04%

This report is in compliance with the investment strategies as approved by the Public Funds Investment Act


  
Investment Officer

**TEXPOOL  
PORTFOLIO SUMMARY  
ACTIVITY FOR MONTH ENDING  
February 28, 2015**

**FOOD SERVICE**

<i>Investments</i>	<i>Cost</i>	<i>Market</i>	<i>Ratio</i>	<i>Interest Rate</i>
Beginning of period	5,011.68	5,011.68	100.00%	0.04%
Deposits	0.00			
Withdrawals	0.00			
Interest accrued	0.28			
End of Period	5,011.96	5,011.96	100.00%	0.04%

This report is in compliance with the investment strategies as approved by the Public Funds Investment Act


  
Investment Officer

**TEXPOOL  
PORTFOLIO SUMMARY  
ACTIVITY FOR MONTH ENDING  
February 28, 2015**

**INTEREST & SINKING**

<i>Investments</i>	<i>Cost</i>	<i>Market</i>	<i>Ratio</i>	<i>Interest Rate</i>
Beginning of period	107,151.58	107,151.58	100.00%	0.04%
Deposits	0.00			
Withdrawals	0.00			
Interest accrued	3.66			
End of Period	107,155.24	107,155.24	100.00%	0.04%

This report is in compliance with the investment strategies as approved by the Public Funds Investment Act


  
\_\_\_\_\_  
Investment Officer

**TEXPOOL  
PORTFOLIO SUMMARY  
ACTIVITY FOR MONTH ENDING  
February 28, 2015**

**WORKERS COMPENSATION**

<i>Investments</i>	<i>Cost</i>	<i>Market</i>	<i>Ratio</i>	<i>Interest Rate</i>
Beginning of period	452,245.19	452,245.19	100.00%	0.04%
Deposits	0.00			
Withdrawals	1,001.00			
Interest accrued	15.29			
End of Period	451,259.48	451,259.48	100.00%	0.04%

This report is in compliance with the investment strategies as approved by the Public Funds Investment Act


  
Investment Officer

**EDWARD JONES  
PORTFOLIO SUMMARY  
ACTIVITY FOR MONTH ENDING  
February 28, 2015**

**MARILYN MERRITT WILSON TRUST**

<i>Investments</i>	<i>Cost</i>	<i>Market</i>	<i>Original Value</i>	<i>Ratio</i>	<i>Combined Interest Rate</i>
Beginning of period	466,479.36	466,479.36	435,931.44	100.00%	0.00%
Assets added			30,254.70		
Deposits-Interest	1,085.91		16,420.92		
Charges	0.00				
Change in Value YTD	7,905.94		(7,135.85)		
End of Period	475,471.21	475,471.21	475,471.21	100.00%	0.00%

This report is in compliance with the investment strategies as approved by the Public Funds Investment Act

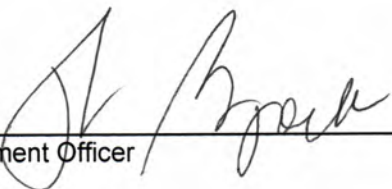
  
Investment Officer

**EDWARD JONES  
PORTFOLIO SUMMARY  
ACTIVITY FOR MONTH ENDING  
February 28, 2015**

**G. W. ENGLISH TRUST**

<i>Investments</i>	<i>Cost</i>	<i>Market</i>	<i>Original Value</i>	<i>Ratio</i>	<i>Combined Interest Rate</i>
Beginning of period	235,870.50	234,307.86	235,708.14	100.00%	0.00%
Deposits-Interest	699.38		8,183.97		
Charges	0.00				
Change in Value YTD	3,663.39		(3,658.84)		
End of Period	240,233.27	240,233.27	240,233.27	100.00%	0.00%

This report is in compliance with the investment strategies as approved by the Public Funds Investment Act

  
 \_\_\_\_\_  
 Investment Officer




**EDWARD JONES  
PORTFOLIO SUMMARY  
ACTIVITY FOR MONTH ENDING  
February 28, 2015**

**DAN PEACOCK TRUST**

<i>Investments</i>	<i>Cost</i>	<i>Market</i>	<i>Original Value</i>	<i>Ratio</i>	<i>Combined Interest Rate</i>
Beginning of period	16,113.09	16,113.09	16,094.29	100.00%	0.00%
Deposits-Interest	0.01		289.01		
Charges	0.00				
Change in Value YTD	344.65		74.45		
End of Period	16,457.75	16,457.75	16,457.75	100.00%	0.00%

This report is in compliance with the investment strategies as approved by the Public Funds Investment Act

\_\_\_\_\_  
Investment Officer




**MINEOLA COMMUNITY BANK  
PORTFOLIO SUMMARY  
ACTIVITY FOR MONTH ENDING  
February 28, 2015**

**JUDGE TRUST**

<i>Investments</i>	<i>Cost</i>	<i>Market</i>	<i>Ratio</i>	<i>Interest Rate</i>
Beginning of period				
CD	18,000.00	18,000.00	100.00%	0.60%
CD	24,329.52	24,329.52	100.00%	0.60%
CD	26,814.59	26,814.59	100.00%	0.60%
SAVINGS ACCT	2,084.41	2,084.41	100.00%	0.25%
Deposits	85.00			
Withdrawals	0.00			
Quarterly Interest	0.00			
End of Period	2,169.41	2,169.41		
CD	18,000.00	18,000.00	100.00%	0.60%
CD	24,329.52	24,329.52	100.00%	0.60%
CD	26,814.59	26,814.59	100.00%	0.60%
SAVINGS ACCT	2,169.41	2,169.41	100.00%	0.25%

This report is in compliance with the investment strategies as approved by the Public Funds Investment Act


  
 \_\_\_\_\_  
 Investment Officer

**PORTFOLIO SUMMARY**  
**ACTIVITY FOR MONTH ENDING**  
*February 28, 2015*

**CERTIFICATE OF DEPOSIT/SAVINGS**

<i>Investments</i>	<i>Cost</i>	<i>Market</i>	<i>Ratio</i>	<i>Interest Rate</i>
Beginning of period	9,215,388.21	9,215,388.21	100.00%	
Deposits	501,427.45			
Withdrawals	760,000.00			
End of period	8,956,815.66	8,956,815.66		
Interest Accrued	12,744.66			
End of Period				
<b>Bank Texas</b>				
CD # 8025567	265,360.02	265,360.02	100.00%	0.60%
<b>Bank Texas</b>				
CD # 8025872	1,053,882.20	1,053,882.20	100.00%	1.00%
<b>First National Bank-Gilmer in Mineola</b>				
CD # 1005229	241,046.06	241,046.06	100.00%	0.61%
<b>Mineola Community</b>				
CD # 01-00542339-9	160,180.07	160,180.07	100.00%	0.60%
<b>Capital One</b>				
Savings #3830656862	7,032,408.12	7,032,408.12	100.00%	0.40%
<b>City National Bank</b>				
CD #10305497	203,939.19	203,939.19	100.00%	0.60%

This report is in compliance with the investment strategies as approved by the Public Funds Investment Act

  
 \_\_\_\_\_  
 Investment Officer




**TEXPOOL  
PORTFOLIO SUMMARY  
ACTIVITY FOR MONTH ENDING  
February 28, 2015**

**WOOD COUNTY SPECIAL EDUCATION SHARED SERVICES ARRANGEMENT**

<i>Investments</i>	<i>Cost</i>	<i>Market</i>	<i>Ratio</i>	<i>Interest Rate</i>
Beginning of period	15,395.54	15,395.54	100.00%	0.04%
Deposits	0.00			
Withdrawals	0.00			
Interest accrued	0.56			
End of Period	15,396.10	15,396.10	100.00%	0.04%

This report is in compliance with the investment strategies as approved by the Public Funds Investment Act


  
Investment Officer

**CAPITAL ONE BANK  
PORTFOLIO SUMMARY  
ACTIVITY FOR MONTH ENDING  
February 28, 2015**

**WOOD COUNTY SPECIAL EDUCATION SHARED SERVICES ARRANGEMENT**

<i>Investments</i>	<i>Cost</i>	<i>Market</i>	<i>Ratio</i>	<i>Interest Rate</i>
Beginning of period	717,792.91	717,792.91	100.00%	0.30%
Deposits	100,000.00			
Withdrawals	0.00			
Interest accrued	168.50			
End of Period	817,961.41	817,961.41	100.00%	0.30%

This report is in compliance with the investment strategies as approved by the Public Funds Investment Act


  
Investment Officer

**TEXPOOL  
PORTFOLIO SUMMARY  
ACTIVITY FOR MONTH ENDING  
February 28, 2015**

**WOOD COUNTY SPECIAL EDUCATION SHARED SERVICES ARRANGEMENT  
WORKER'S COMPENSATION**

<i>Investments</i>	<i>Cost</i>	<i>Market</i>	<i>Ratio</i>	<i>Interest Rate</i>
Beginning of period	12,546.44	12,546.44	100.00%	0.04%
Deposits	615.00			
Withdrawals	478.74			
Interest accrued	0.46			
End of Period	12,683.16	12,683.16	100.00%	0.04%

This report is in compliance with the investment strategies as approved by the Public Funds Investment Act

  
Investment Officer

BANK: 01 LOCAL MAINTENANCE

TYPE	CHECK NUMBER	CHECK DATE	CHECK AMOUNT	REMITTED TO
OFFC	64549	2-02-2015	15,162.88	745 AEP SOUTHWESTERN ELECTRIC POWER - <i>ELECTRIC</i>
OFFC	64550	2-03-2015	41.85	8425 VERIZON - <i>CELL PHONE</i>
OFFC	64551	2-06-2015	45.00	8901 JASON GOODSON - <i>WIL MEAL</i>
OFFC	64552	2-09-2015	15,934.00	6327 HERRINGTON HEAT & AC - <i>REPAIR NOV, DEC, 3TON NS-B, md 305, inside only</i>
SYST	64553	2-13-2015	207.37	6085 ACE HARDWARE - <i>MAINTENANCE</i>
SYST	64554	2-13-2015	805.00	10096 ALTIUS POLES - <i>TRACK</i>
SYST	64555	2-13-2015	132.74	9800 ANTHONY DEFRANCISIS - <i>GAME OFFICIAL</i>
SYST	64556	2-13-2015	183.69	3549 AT&T - <i>PHONE LINES</i>
SYST	64557	2-13-2015	3,479.97	9394 AUSTIN MAC REPAIR - <i>IPAD, IMAC REPAIR</i>
SYST	64558	2-13-2015	284.43	1467 BAXTER SALES COMPANY, INC. - <i>CUSTODIAL</i>
SYST	64559	2-13-2015	73.56	4783 BENNIE TAYLOR - <i>GAME OFFICIAL</i>
SYST	64560	2-13-2015	3,380.71	8334 BRAINPOP LLC - <i>SOFTWARE - ALL</i>
SYST	64561	2-13-2015	605.46	522 BSN/PASSON'S/GSC/CONLIN SPORTS - <i>BASKETBALL</i>
SYST	64562	2-13-2015	595.00	9440 BUSINESS PROFESSIONALS OF AMERICA - <i>NO BUSINESS CLUB</i>
SYST	64563	2-13-2015	160.64	1033 CADE'S BUILDING MATERIALS, INC. - <i>MAINTENANCE</i>
SYST	64564	2-13-2015	2,519.04	9519 CAPITAL ONE CORPORATE CARD - <i>MID WINTER CONF</i>
SYST	64565	2-13-2015	2,341.98	8637 CHAMBERS ELECTRICAL CONTRACTORS, LLC - <i>SOFTBALL, DISCONNECT P#200, ET</i>
SYST	64566	2-13-2015	50.00	3935 CHERYL'S LAKE COUNTRY FLORIST - <i>Thompson</i>
SYST	64567	2-13-2015	265.00	9674 CHRIS BRANNAN - <i>BAND MEAL</i>
SYST	64568	2-13-2015	78.53	8212 CHRISTINE SPOFFORD - <i>REIMBURSE</i>
SYST	64569	2-13-2015	185.43	10107 CHRISTOPHER MILLS - <i>GAME OFFICIAL</i>
SYST	64570	2-13-2015	119.83	10110 CODY QUINN - <i>GAME OFFICIAL</i>
SYST	64571	2-13-2015	57.50	8060 CONNIE D HAGEN, INC - <i>DRUG TESTING</i>
SYST	64572	2-13-2015	662.00	954 DAIRY QUEEN - <i>Athletic meal</i>
SYST	64573	2-13-2015	250.67	5288 DAIRY QUEEN - <i>" "</i>
SYST	64574	2-13-2015	33.13	9919 DAVID JOHNSON - <i>REIMBURSE</i>
SYST	64575	2-13-2015	764.08	557 DEALERS ELECTRICAL SUPPLY CO. - <i>MAINTENANCE</i>
SYST	64576	2-13-2015	77.00	10108 DOUGLAS RIED - <i>GAME OFFICIAL</i>
SYST	64577	2-13-2015	77.19	6914 DRAMATIC PUBLISHING CO - <i>NO DRAMA</i>
SYST	64578	2-13-2015	3,858.33	8444 DUKO OIL CO, INC - <i>TRANSPORTATION</i>
SYST	64579	2-13-2015	44.00	563 EAST TEXAS ALARM, INC. - <i>MAINTENANCE</i>
SYST	64580	2-13-2015	202.18	10099 EDUCAITON INNOVATIONS - <i>MS SCIENCE</i>
SYST	64581	2-13-2015	137.12	1219 ERIC KUNZMAN - <i>GAME OFFICIAL</i>
SYST	64582	2-13-2015	5.00	9366 FASTENAL COMPANY - <i>TRANSPORTATION</i>
SYST	64583	2-13-2015	100.00	10093 FRANK SOUTHARD - <i>TAX REFUND</i>
SYST	64584	2-13-2015	481.27	7703 G&K SERVICES - <i>MAINTENANCE, CUSTODIAL, TRANSPORTATION</i>
SYST	64585	2-13-2015	4,400.00	10104 GAIL'S FLAGS & GOLF ACCESSORIES, INC - <i>BASKETBALL, SOFTBALL FIELDS</i>
SYST	64586	2-13-2015	1,367.73	883 GOPHER SPORT - <i>MS PE</i>
SYST	64587	2-13-2015	423.44	4548 GRAINGER - <i>MAINTENANCE</i>
SYST	64588	2-13-2015	40.00	8166 GREG CASEY - <i>REIMBURSE</i>
SYST	64589	2-13-2015	777.40	7076 HAMPTON INN - <i>TEPSA</i>
SYST	64590	2-13-2015	47.00	5402 HARDY COOK & HARDY, PC - <i>SCHOOL ATTN</i>
SYST	64591	2-13-2015	300.00	3553 HARMONY ISD - <i>BASEBALL</i>
SYST	64592	2-13-2015	1,600.00	6327 HERRINGTON HEAT & AC - <i>2 Heaters / TRANSFORMER</i>
SYST	64593	2-13-2015	314.81	4267 HOMETOWN TROPHY & AWARD, INC - <i>DECA, BASKETBALL</i>
SYST	64594	2-13-2015	6,014.98	598 HUGHES APPLIANCE, INC. - <i>Ed #15, H#16 #18</i>
SYST	64595	2-13-2015	189.66	10106 HUGO CANO - <i>GAME OFFICIAL</i>
SYST	64596	2-13-2015	225.00	9655 INTERQUEST DETECTION CANINES - <i>DRUG DOG</i>



BANK: 01 LOCAL MAINTENANCE

CHECK TYPE	CHECK NUMBER	CHECK DATE	CHECK AMOUNT	REMITTED TO
SYST	64597	2-13-2015	110.00	5072 JEFF DOWN - <i>GAME OFFICIAL</i>
SYST	64598	2-13-2015	32.58	9477 JEMELYN PALENTINOS - <i>REIMBURSE</i>
SYST	64599	2-13-2015	73.56	5122 JIMMIE E MCGAHEY - <i>GAME OFFICIAL</i>
SYST	64600	2-13-2015	127.50	8168 JOE DRENNON - <i>REIMBURSE</i>
SYST	64601	2-13-2015	173.62	2438 JOHN ABBOTT - <i>REIMBURSE</i>
SYST	64602	2-13-2015	27.50	7650 JOHN TALLEY - <i>REIMBURSE</i>
SYST	64603	2-13-2015	255.24	10089 JOSEPH CUILLIER - <i>GAME OFFICIAL</i>
SYST	64604	2-13-2015	41.35	9422 JOSH WHEELER - <i>REIMBURSE</i>
SYST	64605	2-13-2015	2,635.01	5998 JUNIOR LIBRARY GUILD - <i>HS LIBRARY</i>
SYST	64606	2-13-2015	87.91	9718 KARA LEDKINS - <i>REIMBURSE</i>
SYST	64607	2-13-2015	75.00	5790 KENDALL GOULD - <i>REIMBURSE</i>
SYST	64608	2-13-2015	97.52	9497 KIM ARMSTRONG - <i>REIMBURSE</i>
SYST	64609	2-13-2015	20.55	8633 KYLE LITTLE - <i>REIMBURSE</i>
SYST	64610	2-13-2015	300.00	8473 LINDALE HIGH SCHOOL - <i>SOFTBALL</i>
SYST	64611	2-13-2015	14.40	681 LONG FEED & SEED - <i>HS SCIENCE</i>
SYST	64612	2-13-2015	109.95	2686 LOWE'S - <i>MAINTENANCE</i>
SYST	64613	2-13-2015	19.73	8169 LUKE BLACKWELL - <i>REIMBURSE</i>
SYST	64614	2-13-2015	318.66	10111 LUTHER BOLTON - <i>GAME OFFICIAL</i>
SYST	64615	2-13-2015	549.30	9396 MACKIN - <i>HS LIBRARY</i>
SYST	64616	2-13-2015	35.00	8433 MIKE SORENSON - <i>REIMBURSE</i>
SYST	64617	2-13-2015	1,000.00	8348 MINEOLA COUNTRY CLUB - <i>GOLF</i>
SYST	64618	2-13-2015	27,490.29	8076 MINEOLA ISD TAX COLLECTOR - <i>AUTO TAX PYMT</i>
SYST	64619	2-13-2015	144.00	649 MINEOLA MONITOR - <i>ADMIN</i>
SYST	64620	2-13-2015	5,578.15	1815 MINEOLA SUPPLY COMPANY, INC. - <i>CUSTODIAL</i>
SYST	64621	2-13-2015	29.00	3529 MR D'S 10 MINUTE OIL CHANGE - <i>TRANSPORTATION</i>
SYST	64622	2-13-2015	101.19	9772 NOLAND G SPENCER - <i>GAME OFFICIAL</i>
SYST	64623	2-13-2015	6.31	8156 NORTH TEXAS TOLLWAY AUTHORITY - <i>Toll Chg</i>
SYST	64624	2-13-2015	773.87	8110 O'REILLY AUTO PARTS - <i>TRANSPORTATION</i>
SYST	64625	2-13-2015	234.56	8465 PEARSON EDUCATION INC - <i>HS COUNSELOR</i>
SYST	64626	2-13-2015	55.77	683 PENDER'S MUSIC COMPANY - <i>MS BAND</i>
SYST	64627	2-13-2015	3,346.02	5531 PERDUE, BRANDON, FIELDER, COLLINS & - <i>DEL TAX ATNY - JAN</i>
SYST	64628	2-13-2015	120.00	10056 PHILLIP J MOORE - <i>BAND</i>
SYST	64629	2-13-2015	300.00	10105 PRINCETON BANDS - <i>BAND</i>
SYST	64630	2-13-2015	737.00	5629 QUITMAN HIGH SCHOOL - <i>UIL HS</i>
SYST	64631	2-13-2015	800.00	7905 RAPTOR TECHNOLOGIES, INC. - <i>SUPPLY - ALL</i>
SYST	64632	2-13-2015	777.00	5370 REPUBLIC SERVICES - <i>TRASH PICK-UP</i>
SYST	64633	2-13-2015	1,350.00	8140 ROZELL SPRAYER MFG CO - <i>SPORTS FIELD</i>
SYST	64634	2-13-2015	810.75	8442 RUSH BUS CENTERS - <i>TRANSPORTATION</i>
SYST	64635	2-13-2015	1,153.53	724 SCHOOL SPECIALTY, INC. - <i>KINDERGARTEN, MS MATH, PS OFFICE, 4th G</i>
SYST	64636	2-13-2015	101.50	7494 SHANE WEST - <i>GAME OFFICIAL</i>
SYST	64637	2-13-2015	1,584.00	8583 SHERATON DALLAS - <i>HS BUSINESS CLUB</i>
SYST	64638	2-13-2015	3,000.00	10112 SLEDGE ENGINEERING, LLC - <i>PHASE 1 - TAB B</i>
SYST	64639	2-13-2015	115.00	6883 SUBWAY - <i>ATHLETIC MEAL</i>
SYST	64640	2-13-2015	300.00	9806 TAMMY LANE - <i>BEA MEALS</i>
SYST	64641	2-13-2015	94.89	9806 TAMMY LANE - <i>REIMBURSE</i>
SYST	64642	2-13-2015	50.95	763 TASB, INC - <i>ADMIN</i>
SYST	64643	2-13-2015	678.00	3765 TASSP - <i>Gould, Lauer, SORENTON</i>
SYST	64644	2-13-2015	130.00	7347 TCA - <i>PALMER</i>

BANK: 01 LOCAL MAINTENANCE

CHECK TYPE	CHECK NUMBER	CHECK DATE	CHECK AMOUNT	REMITTED TO
SYST	64645	2-13-2015	1,017.00	7110 TEPSA - <i>MALLEY, JOHNSON, EVERETT</i>
SYST	64646	2-13-2015	459.00	5749 THE TERMINIX INTERNATIONAL COMPANY - <i>MAINTENANCE</i>
SYST	64647	2-13-2015	75.00	2473 TEXAS ASSOCIATION OF SCHOOL ADM. - <i>SAUER</i>
SYST	64648	2-13-2015	197.00	4859 THE FEDERAL NEWS SERVICES, INC - <i>TRANSPORTATION</i>
SYST	64649	2-13-2015	104.35	3775 TODD KARCH - <i>REIMBURSE</i>
SYST	64650	2-13-2015	145.26	8018 TOM CREMEANS - <i>GAME OFFICIAL</i>
SYST	64651	2-13-2015	143.90	3436 TOM DALLY - <i>GAME OFFICIAL</i>
SYST	64652	2-13-2015	4,438.00	5494 TRINITY MOTHER FRANCES - <i>TRAINER - 2ND SEMESTER</i>
SYST	64653	2-13-2015	1.15	10090 TXTAG - <i>TOLL TAG</i>
SYST	64654	2-13-2015	350.00	2895 UNION GROVE INDEPENDENT SCHOOL DIST - <i>BASEBALL</i>
SYST	64655	2-13-2015	9.65	7840 UPS - <i>SHIPPING</i>
SYST	64656	2-13-2015	153.00	822 WAL-MART STORES TEXAS, LLC - <i>School Board, MAINT, 1st G</i>
SYST	64657	2-13-2015	3,448.12	7417 WALDEN POWER EQUIPMENT - <i>MAINTENANCE</i>
SYST	64658	2-13-2015	550.00	1040 WHITE OAK ISD - <i>POWER LITTING</i>
SYST	64659	2-13-2015	75.00	6557 WHITE OAK ATHLETIC BOOSTER CLUB - <i>Athletic meal</i>
SYST	64660	2-13-2015	42,409.81	837 WOOD COUNTY SPECIAL EDUCATION SSA - <i>MONTHLY SP ED</i>
OFFC	64661	2-17-2015	5,737.19	571 CENTERPOINT ENERGY RESOURCES CORP. - <i>GAS</i>
VOID	64662	2-20-2015	280.00	921 NELDA SHIPP - <i>VOID</i>
OFFC	64663	2-24-2015	533.66	822 WAL-MART STORES TEXAS, LLC - <i>MAINT, ADMIN, GOLF, HOME Eco</i>
SYST	64664	2-27-2015	11.05	3533 AT&T LONG DISTANCE - <i>long distance</i>
SYST	64665	2-27-2015	1,319.50	9143 B & B ATHLETIC SUPPLY - <i>BASEBALL</i>
SYST	64666	2-27-2015	451.90	7162 BAND SHOPPE - <i>HS BAND</i>
SYST	64667	2-27-2015	272.00	3149 BUDGET BUSINESS SYSTEMS - <i>MS OFFICE</i>
SYST	64668	2-27-2015	107.68	1033 CADE'S BUILDING MATERIALS, INC. - <i>HS SCIENCE</i>
SYST	64669	2-27-2015	1,031.45	9519 CAPITAL ONE CORPORATE CARD - <i>COUNTELEX CONF</i>
SYST	64670	2-27-2015	298.24	1329 CHEVRON - <i>VO AG</i>
SYST	64671	2-27-2015	65.00	9498 CHICKEN EXPRESS - <i>Athletic meal</i>
SYST	64672	2-27-2015	212.50	9674 CHRIS BRANNAN - <i>BAND MEAL</i>
SYST	64673	2-27-2015	306.00	7824 CICI'S PIZZA - <i>BAND MEAL</i>
SYST	64674	2-27-2015	390.88	2037 CURRICULUM ASSOCIATES LLC - <i>Pd SP Ed</i>
SYST	64675	2-27-2015	966.59	4447 CYNERGY TECHNOLOGY BY COMPUTERLAND - <i>Supply ALL</i>
SYST	64676	2-27-2015	120.00	954 DAIRY QUEEN - <i>Athletic meal</i>
SYST	64677	2-27-2015	113.72	5288 DAIRY QUEEN - <i>" "</i>
SYST	64678	2-27-2015	80.00	8007 DAIRY QUEEN OF TATUM - <i>" "</i>
SYST	64679	2-27-2015	432.00	10113 DEVELOPMENTAL RESOURCES - <i>Palmer, Dudley Redding</i>
SYST	64680	2-27-2015	115.34	10072 FULLHOUSE, INC - <i>GAME OFFICIAL</i>
SYST	64681	2-27-2015	240.00	6485 GAIL HALL - <i>BAND Solo/ensemble</i>
SYST	64682	2-27-2015	216.00	2059 GRAND SALINE ISD - <i>BASKETBALL</i>
SYST	64683	2-27-2015	45.00	8166 GREG CASEY - <i>REIMBURSE</i>
SYST	64684	2-27-2015	1,344.08	9585 HYATT PLACE AUSTIN DOWNTOWN - <i>SAUER, LORTONSON, GOULD</i>
SYST	64685	2-27-2015	204.49	10122 IHOP - <i>Athletic meal</i>
SYST	64686	2-27-2015	215.43	8168 JOE DRENNON - <i>REIMBURSE</i>
SYST	64687	2-27-2015	68.00	10118 JON ALEXANDER - <i>GAME OFFICIAL</i>
SYST	64688	2-27-2015	408.00	9633 LAKE COUNTRY CLEANERS - <i>BAND</i>
SYST	64689	2-27-2015	128.00	9616 LONE STAR PERCUSSION - <i>BAND</i>
SYST	64690	2-27-2015	10.45	681 LONG FEED & SEED - <i>HS SCIENCE</i>
SYST	64691	2-27-2015	136.47	6468 MATHESON TRI-GAS, INC. - <i>VO AG</i>
SYST	64692	2-27-2015	106.88	8059 MCDONALD'S - <i>Athletic meal</i>

BANK: 01 LOCAL MAINTENANCE

CHECK TYPE	CHECK NUMBER	CHECK DATE	CHECK AMOUNT	REMITTED TO
SYST	64693	2-27-2015	69.28	10121 MELISSA FISHER - REIMBURSE
SYST	64694	2-27-2015	74.29	8365 MICHELLE DUDLEY - "
SYST	64695	2-27-2015	80.96	9704 MINDY REDDING - "
SYST	64696	2-27-2015	208.72	1457 MINEOLA AUTO SUPPLY - Auto Mechanic
SYST	64697	2-27-2015	1,899.15	8076 MINEOLA ISD TAX COLLECTOR - Auto TAX Dept
SYST	64698	2-27-2015	69.03	1714 PATTY HAWKINS - REIMBURSE
SYST	64699	2-27-2015	960.00	9973 PEAK MUSIC FESTIVALS - BAND
SYST	64700	2-27-2015	107.43	683 PENDER'S MUSIC COMPANY - BAND
SYST	64701	2-27-2015	88.69	7828 PIZZA HUT - Athletic MEAL
SYST	64702	2-27-2015	1,340.00	7119 PRO-TURF - Field CARE
SYST	64703	2-27-2015	83.81	1283 RICKEY MOSLEY - GAME OFFICIAL
SYST	64704	2-27-2015	298.38	5569 SCANTRON CORPORATION - Hd TESTING
SYST	64705	2-27-2015	34.83	724 SCHOOL SPECIALTY, INC. - Ms MAIL
SYST	64706	2-27-2015	126.86	8085 SCOTT BROWN - GAME OFFICIAL
SYST	64707	2-27-2015	450.00	10068 SPORTS SCENE - BADEON
SYST	64708	2-27-2015	37.86	9631 STEPHEN ALMUETE - REIMBURSE
SYST	64709	2-27-2015	2,576.32	2013 STORY-WRIGHT INC. - Pd OFFICE, ADMIN, Ms OFFICE, Hd OFFICE
SYST	64710	2-27-2015	72.59	7168 SUDDENLINK COMMUNICATIONS - Hd PHONE
SYST	64711	2-27-2015	76.28	7686 SUSAN WITT - REIMBURSE
SYST	64712	2-27-2015	4,440.57	5035 TATUM MUSIC CO, INC - Hd/Ms BAND
SYST	64713	2-27-2015	20.00	774 TEXAS DEPT OF PUBLIC SAFETY - CRIMINAL history
SYST	64714	2-27-2015	15.00	1472 TEXAS HIGH SCHOOL COACHES' ASSOC. - Football
SYST	64715	2-27-2015	113.09	7345 THERESA MALLORY - REIMBURSE
SYST	64716	2-27-2015	4,000.00	5654 U S POSTAL SERVICE - postage
SYST	64717	2-27-2015	910.00	807 VISUAL TECHNIQUES, INC. - SUPPLY ALL
SYST	64718	2-27-2015	132.41	822 WAL-MART STORES TEXAS, LLC - Hd SCIENCE
SYST	64719	2-27-2015	143.67	8318 WHATABURGER #483 - Athletic MEAL
SYST	64720	2-27-2015	186.00	10115 WHITE OAK BAND BOOSTERS, INC - Solo/Ensemble
SYST	64721	2-27-2015	1,363.75	2827 WILLIAMS SPORTING GOODS - TRACK

BANK 01 TOTALS	SYSTEM CHECKS	NO CHECKS	CHECK AMOUNTS
	SYSTEM CHECKS	166	176,855.89
	OFFICE CHECKS	6	37,454.58
	VOID CHECKS	1	280.00
		-----	-----
		173	214,590.47