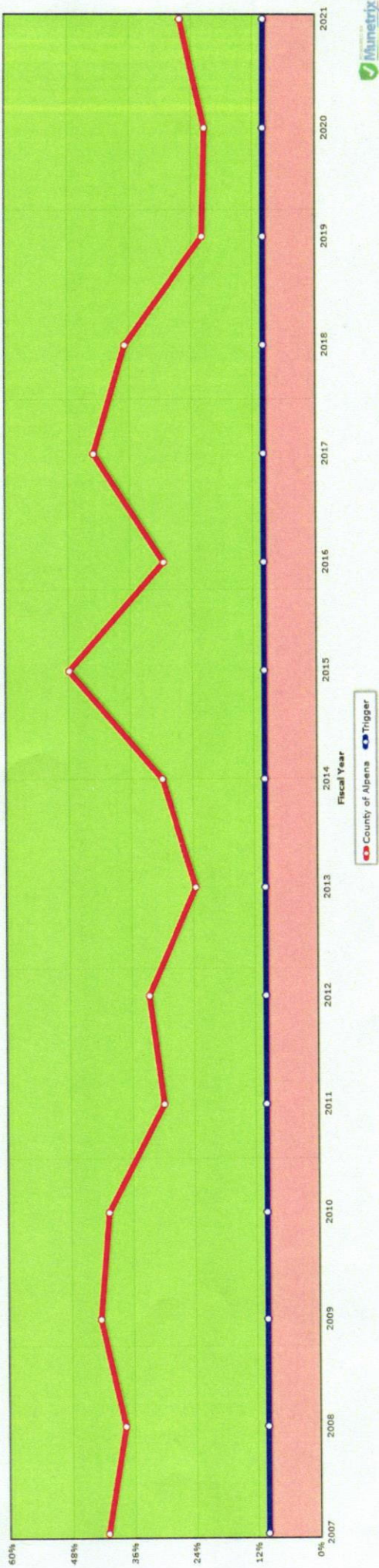
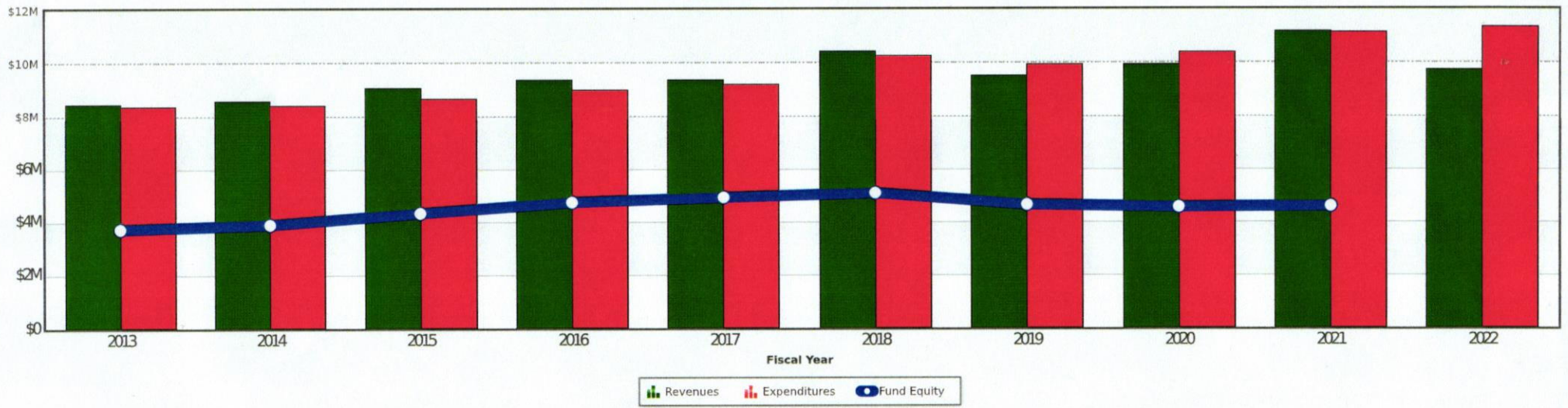


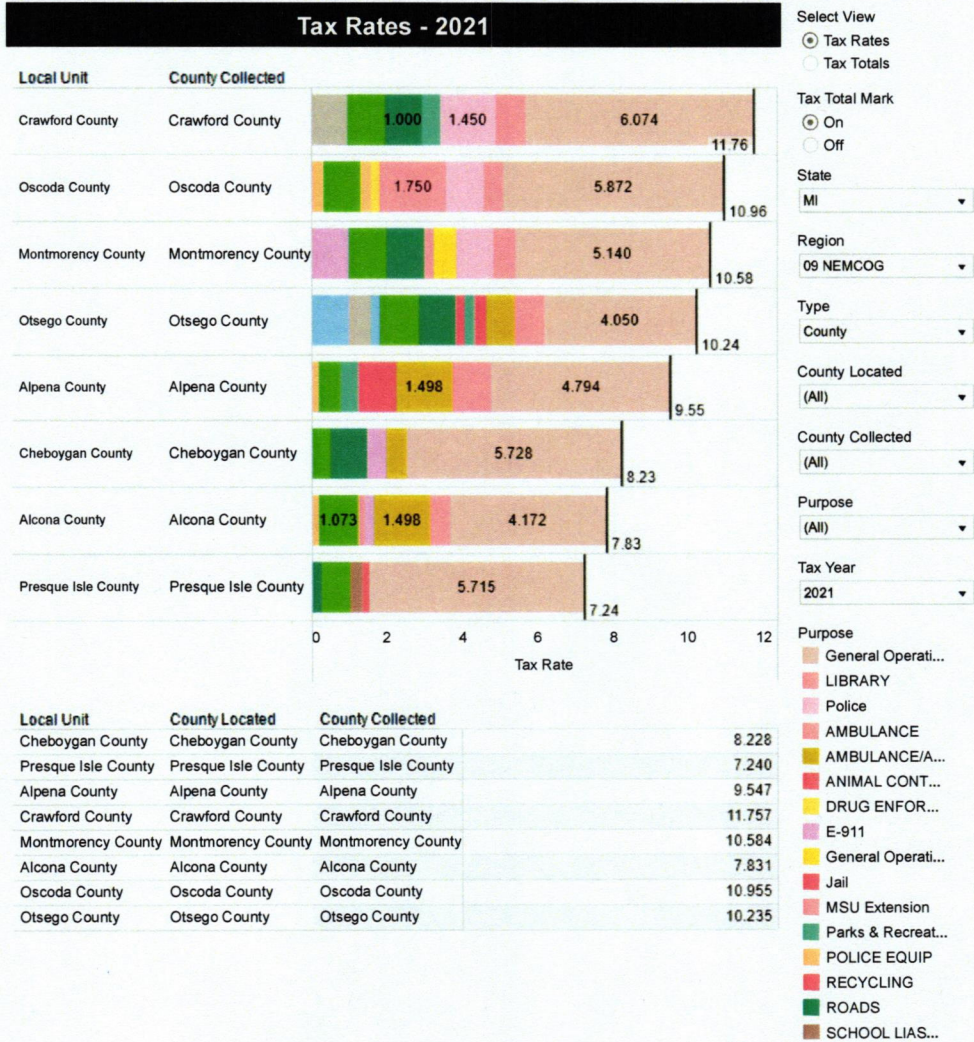
County of Alpena
Available Reserves as a Percent of Total Expenditures



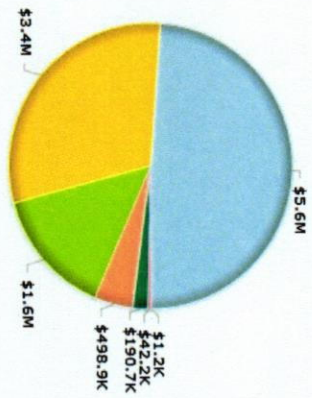
Alpena County - County
How We Have Managed Our Resources (Includes General Fund)



County of Alpena - Millage Rate Comparison



**County of Alpena 2022
How the Money is Spent (Includes General Funds)**



- General Government
- Police Department
- Judicial
- Health & Welfare
- Community & Economic Development
- Capital Outlay & Special Items
- Debt Service

Municipality Name	Population	Total Expenditures	Expenditures per Capita
Alcona County	10,396	9,713,711	\$ 934.00
Alpena County	28,431	25,245,319	\$ 888.00
Cheboygan County	25,435	17,656,836	\$ 694.00
Crawford County	13,904	13,752,439	\$ 989.00
Montmorency County	9,270	6,257,900	\$ 675.00
Oscoda County	8,282	7,881,428	\$ 952.00
Otsego County	24,613	16,023,869	\$ 651.00
Presque Isle County	12,687	6,022,598	\$ 475.00

2021

Municipality	Population	General Government	Public Works		TOTAL
			Department	Other	
Alcona County	10365	\$ 143.00			\$ 143.00
Alpena County	28907	\$ 123.00	\$ 2.00		\$ 125.00
Cheboygan County	25435	\$ 138.00	\$ 4.00		\$ 142.00
Crawford County	13500	\$ 122.00			\$ 122.00
Montmorency County	9270	\$ 158.00	\$ 1.00		\$ 159.00
Oscoda County	8282	\$ 220.00			\$ 220.00
Otsego County	24613	\$ 78.00			\$ 78.00
Presque Isle County	12687	\$ 83.00			\$ 83.00