



North Slope Borough School District

2022 Family Survey
2022 School Climate & Connectedness Survey



Report created by
Panorama Education



Summary

Topic Description	Results	Comparison
<p>Cultural Connectedness</p> <p>Perceptions of cultural identity, cultural responsiveness/sensitivity, and instructional equity. Higher scores are better because they reflect more favorable perceptions of cultural connectedness.</p>	<p>45%</p> <p>▼ 10</p> <p>since last survey</p>	<p>70% Elementary</p> <p>59% Middle</p> <p>61% K/PK -12</p> <p>55% High School</p> <p>63% Rural Schools</p> <p>66% Participating Alaska Districts</p>
<p>Family and Community Involvement</p> <p>Reflects perceptions of families' and community members' degree of involvement in their school. Higher scores are better because they reflect more favorable perceptions of family and community involvement.</p>	<p>47%</p> <p>▼ 10</p> <p>since last survey</p>	<p>76% Elementary</p> <p>64% Middle</p> <p>65% K/PK -12</p> <p>58% High School</p> <p>66% Rural Schools</p> <p>70% Participating Alaska Districts</p>
<p>Learning Recovery</p>	<p>38%</p>	<p>58% Elementary</p> <p>48% Middle</p> <p>58% K/PK -12</p> <p>46% High School</p> <p>55% Rural Schools</p> <p>55% Participating Alaska Districts</p>



School Safety

Student and staff perceptions of bullies and gangs at school, as well as community crime and violence that affect school life. Higher scores are better because they reflect more favorable perceptions of safety in schools and communities.

74%

▼ 3

since last survey

88% Elementary

78% Middle

83% K/PK -12

76% High School

85% Rural Schools

85% Participating Alaska Districts

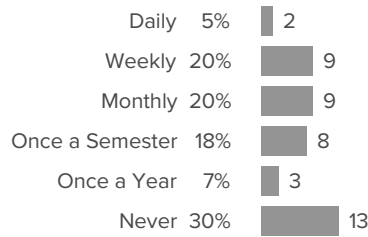
44 responses



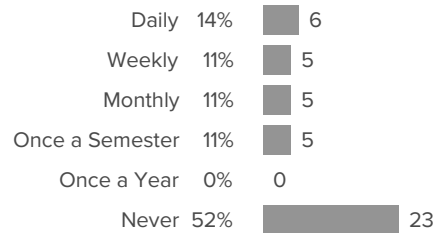
Communication

How did people respond?

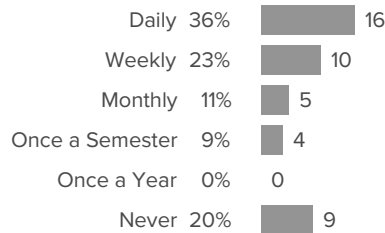
Q.1: How often do you use the district or school website to get information about your school and child?



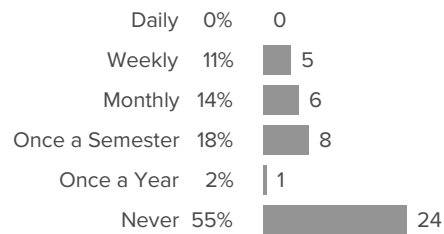
Q.2: How often do you use an Online Communication Tool (such as PowerSchool, Parent Connect, Class Dojo or other) to get information about your school and child?



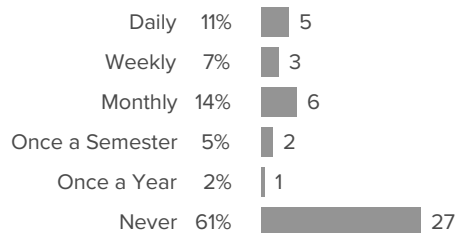
Q.3: How often do you use Social Media (ex. Facebook) to get information about your school and child?



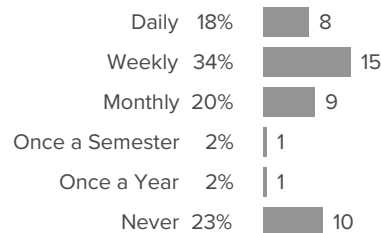
Q.4: How often do you use the newsletter to get information about your school and child?



Q.5: How often do you use text messages to get information about your school and child?

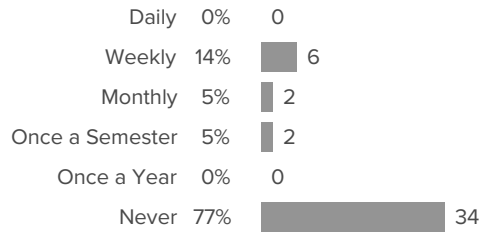


Q.6: How often do you use email to get information about your school and child?

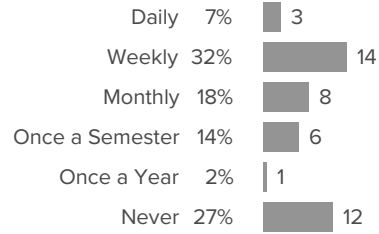




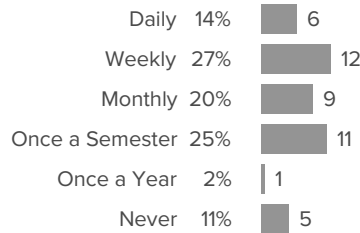
Q.7: How often do you use the newspaper to get information about your school and child?



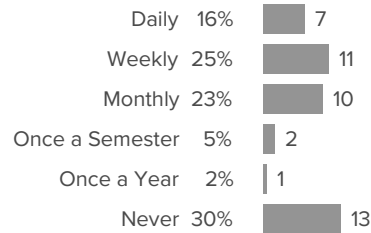
Q.8: How often do you use notes sent home from school to get information about your school and child?



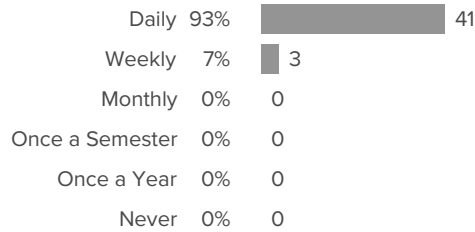
Q.9: How often do you use conversations with school staff to get information about your school and child?



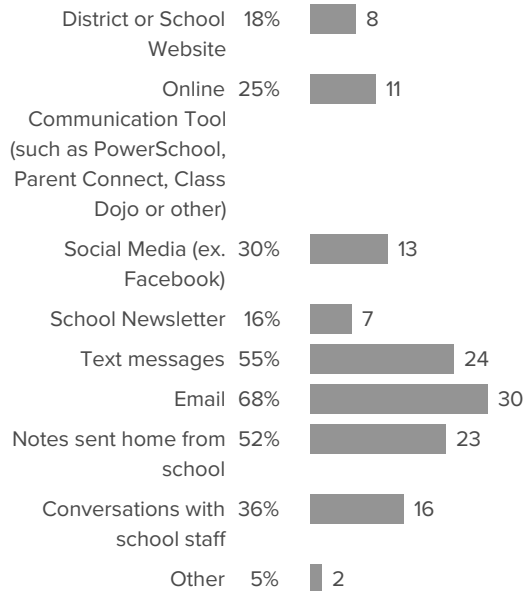
Q.10: How often do you use conversations with other parents to get information about your school and child?



Q.11: How often do you use conversations with your child to get information about your school and child?



Q.12: How would you like the school to communicate with you? (choose all that apply)



School Type average: **70%** Elementary



Cultural Connectedness

Your average

45%

44 responses

Change

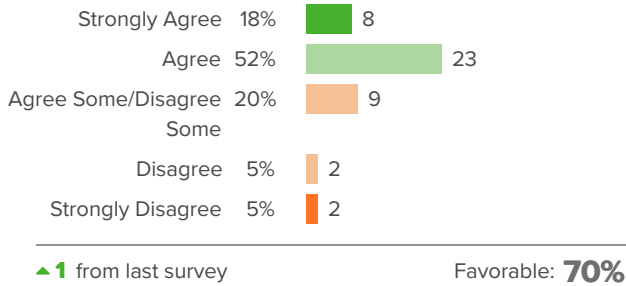
▼ 10

since last survey

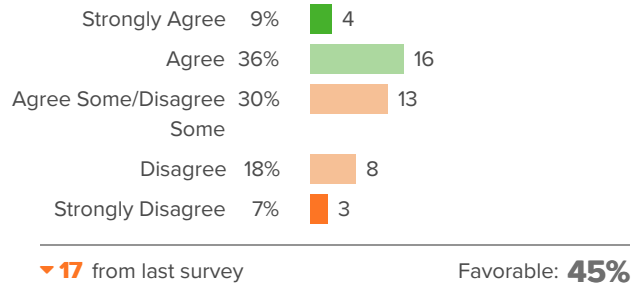
- School Type average: **59%** Middle
- School Type average: **61%** K/PK -12
- School Type average: **55%** High School
- School Type average: **63%** Rural Schools
- State average: **66%** Participating Alaska Districts

How did people respond?

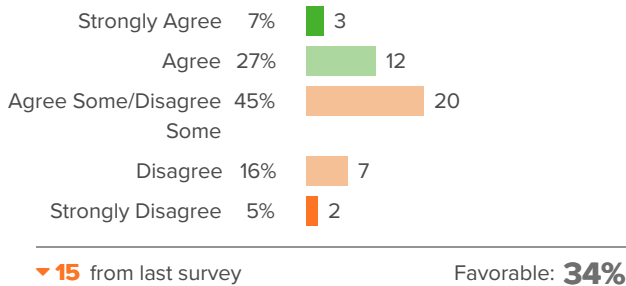
Q.1: This school values the language and culture of my family.



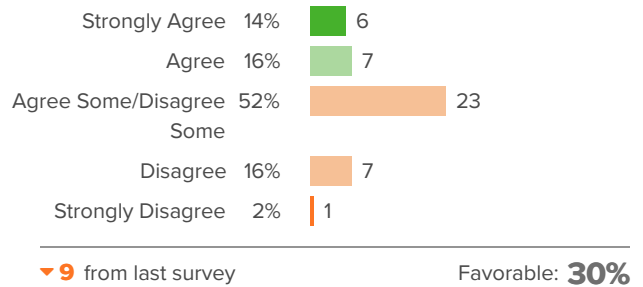
Q.2: This school teaches about the history and culture of people who live in my community.



Q.3: I see my family's culture represented in class lessons, materials, posters, and art around the school, etc.



Q.4: My child's teacher makes an effort to represent my family's culture in class lessons.

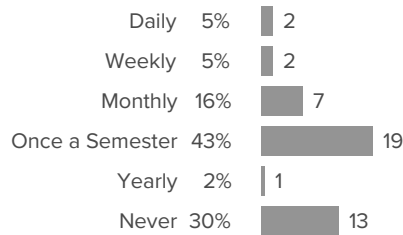




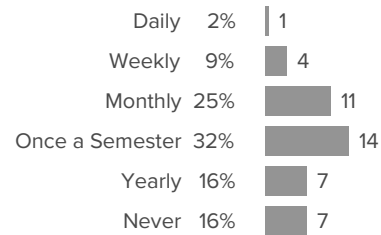
Family Engagement at School

How did people respond?

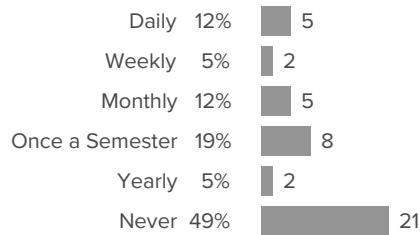
Q.1: How often do you meet in person with teachers at your child's school?



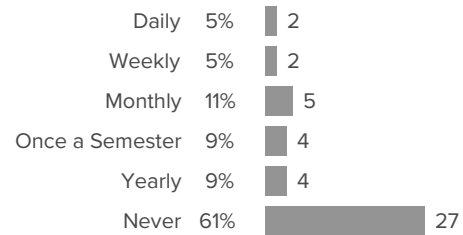
Q.2: How often do you go to events at your child's school during the school year?



Q.3: How often have you helped out at your child's school during the school year?



Q.4: How often do you participate in decision-making at school?



School Type average: **76%** Elementary



Family and Community Involvement

Your average

47%

44 responses

Change

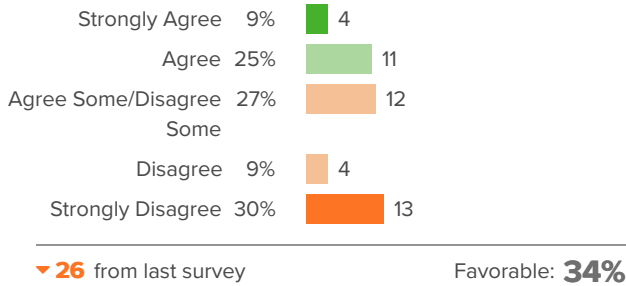
▼ 10

since last survey

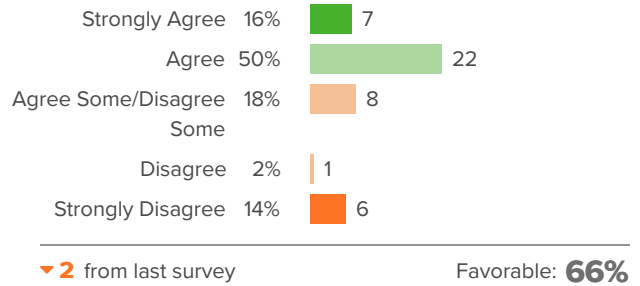
- School Type average: **64%** Middle
- School Type average: **65%** K/PK -12
- School Type average: **58%** High School
- School Type average: **66%** Rural Schools
- State average: **70%** Participating Alaska Districts

How did people respond?

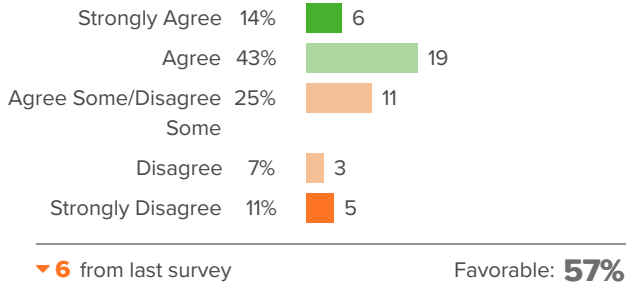
Q.1: The school does a good job communicating to families.



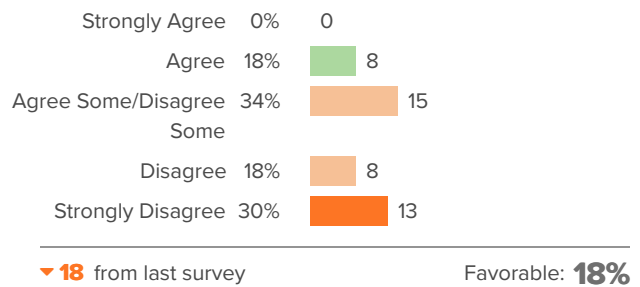
Q.2: This school is a welcoming place for families like mine.



Q.3: Adults in the community support this school.

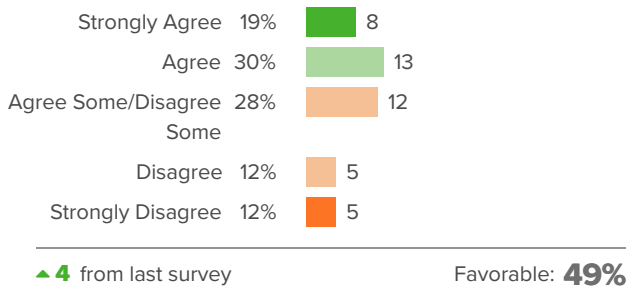


Q.4: Adults in the community know what goes on inside of schools.

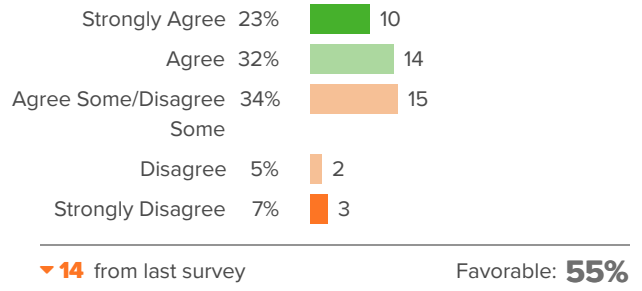




Q.5: Adults in the community encourage youth to take school seriously.



Q.6: This school values and welcomes elders.

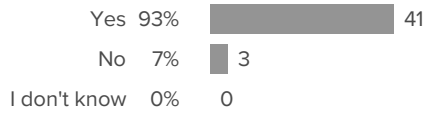




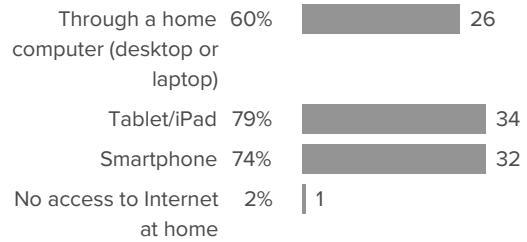
Internet at Home

How did people respond?

Q.1: At home, my child has reliable access to the Internet.



Q.2: At home, my child has access to the Internet in the following ways (choose all that apply):



School Type average: **58%** Elementary



Learning Recovery

Your average

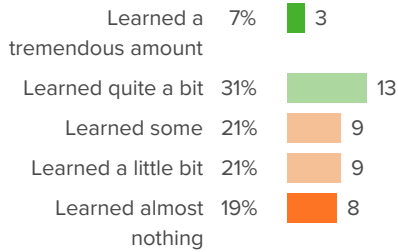
38%

44 responses

- School Type average: **48%** Middle
- School Type average: **58%** K/PK -12
- School Type average: **46%** High School
- School Type average: **55%** Rural Schools
- State average: **55%** Participating Alaska Districts

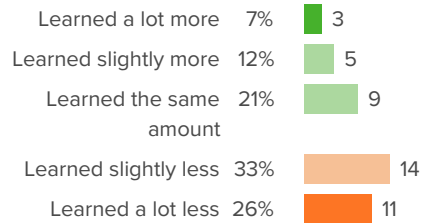
How did people respond?

Q.1: Overall, how much did your child learn last year?



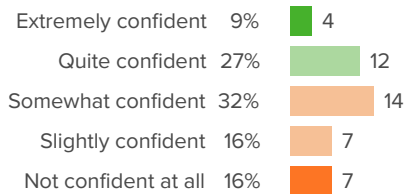
Favorable: **38%**

Q.2: How much do you think your child learned last school year compared to other years?



Favorable: **40%**

Q.3: How confident are you about your child learning what they need to learn this school year?



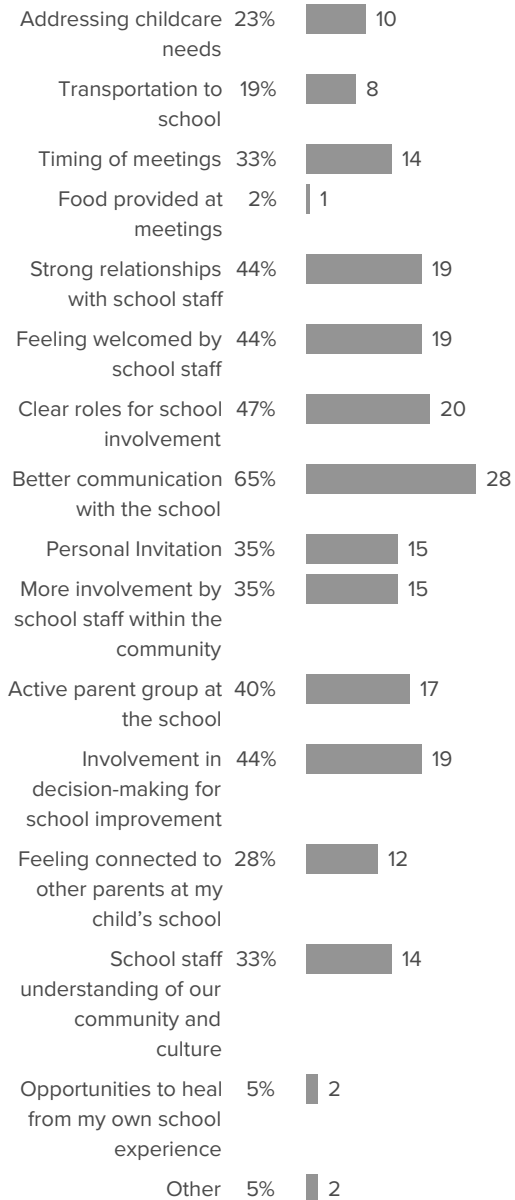
Favorable: **36%**



Opportunities for Involvement at School

How did people respond?

Q.1: What would help you to be more involved in your child's school? (mark all that apply)

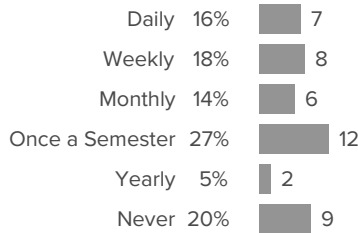




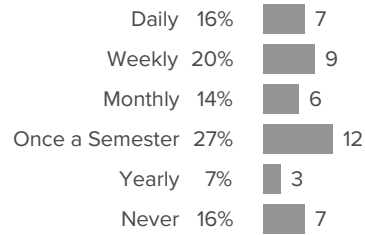
School Communication with Families

How did people respond?

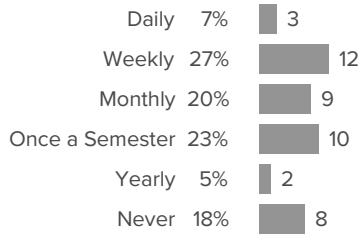
Q.1: How often does your child’s school seek your guidance on how to help your child do well in school?



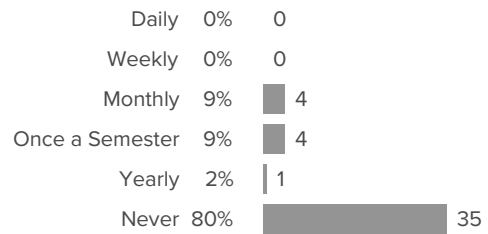
Q.2: How often does your child’s school share ideas on what you can do at home to support your child’s academic learning?



Q.3: How often does your child’s school reach out to you to tell you how your child is doing?



Q.4: How often does your child’s school ask you to volunteer at school events?



School Type average: **88%** Elementary



School Safety

Your average

74%

44 responses

Change

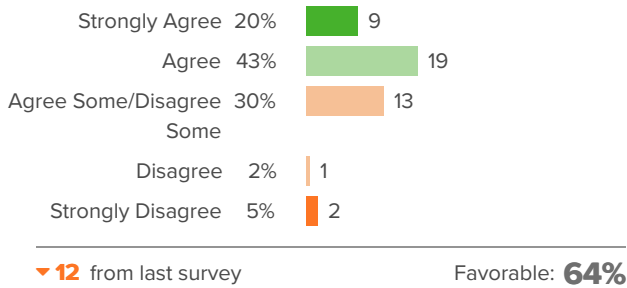
▼ 3

since last survey

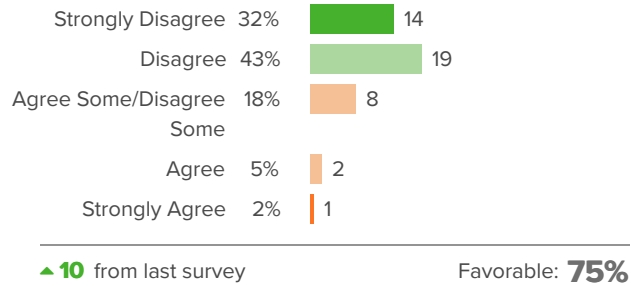
School Type average:	78%	Middle
School Type average:	83%	K/PK -12
School Type average:	76%	High School
School Type average:	85%	Rural Schools
State average:	85%	Participating Alaska Districts

How did people respond?

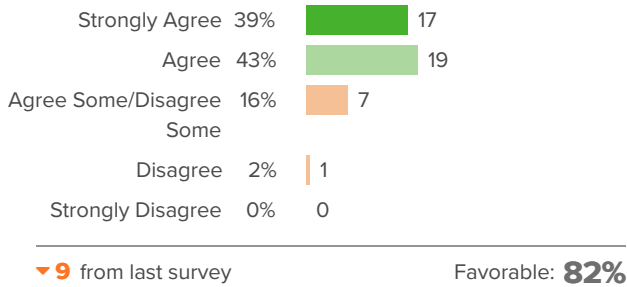
Q.1: My child feels safe at school.



Q.2: My child's school is badly affected by crime and violence in the community.



Q.3: My child feels safe traveling to and from school.

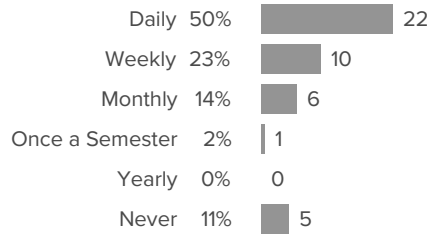




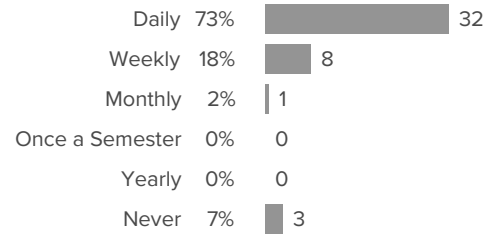
Student Support at Home

How did people respond?

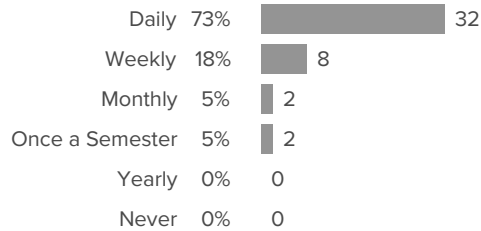
Q.1: How often do you help your child with school work?



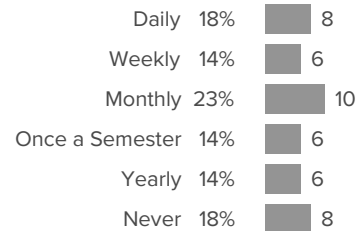
Q.2: How often do you make sure your child has a designated time and space to do school work?



Q.3: How often do you have conversations with your child about what they are learning at school?



Q.4: How often do you have conversations with your child about career or college preparation?

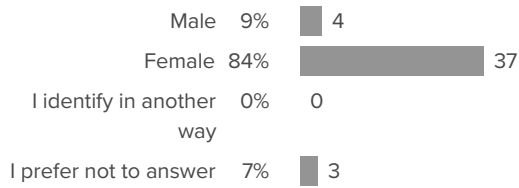




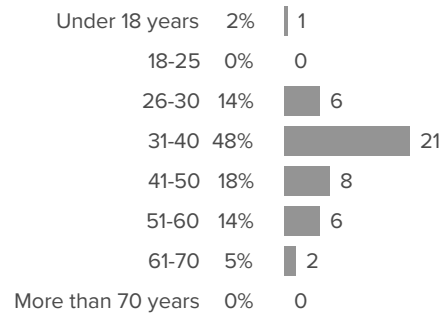
Background Information

How did people respond?

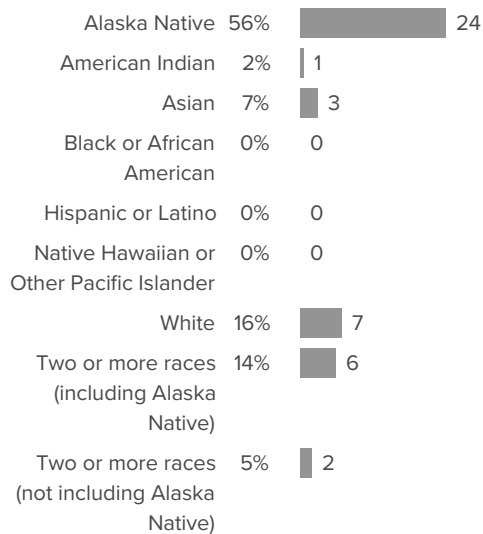
Q.1: How do you identify yourself?



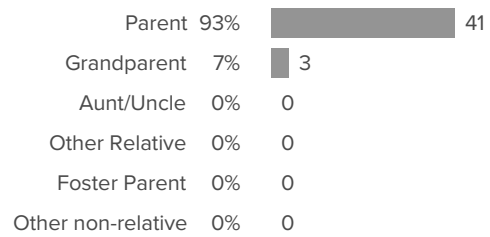
Q.2: What is your age?



Q.3: What groups describe you best? (Choose all that apply)

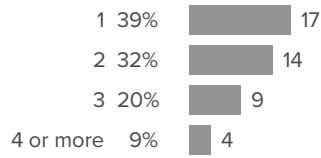


Q.4: Please describe your relationship to the child attending this school.

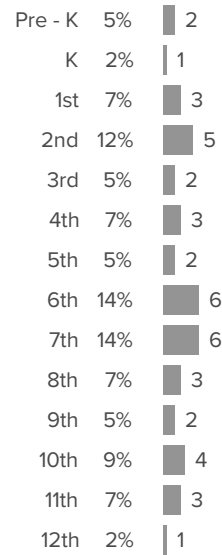




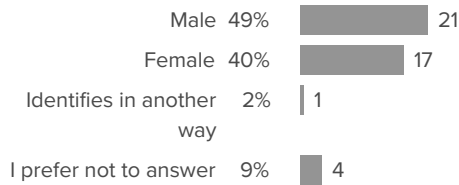
Q.5: How many children in your household are currently attending this school?



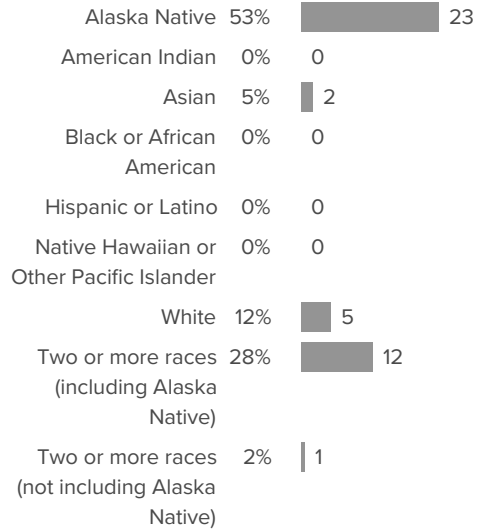
Q.6: Please indicate what grade your oldest child in this school is in.



Q.7: What is your child's gender?



Q.8: Which groups describe your child best? (Choose all that apply)

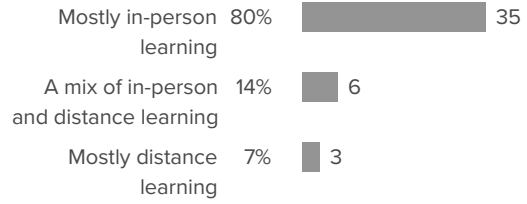




Q.9: Do you speak a language other than English with your child?



Q.10: How is your child attending school right now?



Q.11: These days, many families in Alaska have difficulty affording basic things they need, like food, clothing, transportation or housing. In the past year, how difficult has it been for your family to get the basic things you need?

