

**BOARD OF TRUSTEES
AGENDA**

<input type="checkbox"/> Workshop	<input checked="" type="checkbox"/> Regular	<input type="checkbox"/> Special
-----------------------------------	---------------------------------------------	----------------------------------

- (A) Report Only Recognition

Presenter(s): ISMAEL MIJARES, DEPUTY SUPERINTENDENT FOR BUSINESS & FINANCE

Briefly describe the subject of the report or recognition presentation.

REVIEW INVESTMENT OFFICER'S ANNUAL REPORT OF INVESTMENT TRANSACTIONS FOR ALL FUNDS FOR THE QUARTER ENDED NOVEMBER 30, 2022.

- (B) Action Item

Presenter(s):

Briefly describe the action required.

- (C) **Funding source: Identify the source of funds if any are required.**

- (D) **Clarification: Explain any question or issues that might be raised regarding this item.**

| N/A

THE ANNUAL INVESTMENT REPORT IS BEING PREPARED IN ACCORDANCE WITH BOARD POLICY CDA (LOCAL).



EAGLE PASS INDEPENDENT SCHOOL DISTRICT

TO: Samuel Mijares, Superintendent
FROM: Ismael Mijares
Deputy Superintendent for Business & Finance-Investment Officer
DATE: December 15, 2022
SUBJECT: ANNUAL INVESTMENT REPORT

Attached is the District's Annual Investment Report in accordance with Board Policy CDA (Local). The Report includes statements for the period ending November 30, 2022. The following is a summary of the amounts invested in various accounts.

LONESTAR INVESTMENT POOL - CORPORATE OVERNIGHT PLUS FUND

ELEMENTARY FUND	160,786.49
GENERAL FUND	91,686,802.02
INTEREST & SINKING FUND	1,316,496.89
TOTAL:	<u>\$93,164,085.40</u>

The grand total of the District's investments on November 30, 2022 was \$93,164,085.40
The market value of these investments as of November 30, 2022 was \$93,153,657.00

LONESTAR INVESTMENT POOL - CORPORATE OVERNIGHT PLUS FUND:

Account	Investments 11/30/2021	3 mth. Avg. Annual Yield	Market Values 11/30/2021	Investments 11/30/2022	3 mth. Avg. Annual Yield	Market Values 11/30/2022
Elementary Fund	175,469.58	0.08%	175,470.15	160,786.49	3.31%	160,768.49
General Fund	65,470,869.86	0.08%	65,471,083.10	91,686,802.02	3.31%	91,676,538.98
Interest & Sinking Fund	3,202,133.01	0.08%	3,202,143.44	1,316,496.89	3.31%	1,316,349.53
TOTAL OF INVESTMENTS	\$68,848,472.45	0.08%	\$68,848,696.69	\$93,164,085.40	3.31%	\$93,153,657.00

OTHER YIELD AVERAGES:

	11/30/21*	02/28/22*	5/31/22*	8/31/22**	11/30/22*
Lonestar Investment Pool-Corporate Overnight Plus Fund	0.08%	0.12%	0.52%	1.78%	3.31%
Wall Street Journal 91-Day US Treasury Bill	0.05%	0.17%	0.72%	2.09%	3.63%
Wall Street Journal 6-Month US Treasury Bill	0.06%	0.36%	1.16%	2.62%	4.07%
Cash in bank accounts	0.01%	0.01%	0.03%	0.62%	1.38%

*3-Month Average

**12-Month Average

NOTE:

Cash in bank accounts as of 11/30/22--\$6,267,759.16: Food Service Fund \$1,454,990.66; General Operating Fund \$4,367,669.41; AND I&S Fund \$445,099.09
Federal Deposit Insurance Corporation and Market Value of Pledged Amount: \$250,000 + \$12,367,155 = **\$12,617,155.00**

EAGLE PASS INDEPENDENT SCHOOL DISTRICT
Schedule of Investments and Interest Earned
For Quarter Ending November 30, 2022

Quarterly: 09/01/2022 - 11/30/2022

Fund	Fund Code	Account Type	Investments	Interest Earned	Investments	Interest Earned
			Account Balance as of 11/30/2021	09/01/2021 to 11/30/2021	Account Balance as of 11/30/2022	09/01/2022 to 11/30/2022
Elementary Fund	865	Corporate Overnight Plus Fund	175,469.58	35.52	160,786.49	1,322.02
General Fund	199	Corporate Overnight Plus Fund	65,470,869.86	10,932.52	91,686,802.02	717,467.10
Interest & Sinking Fund	518	Corporate Overnight Plus Fund	3,202,133.01	246.65	1,316,496.89	10,787.92
		Total Invested/Interest Earned	<u>68,848,472.45</u>	<u>11,214.69</u>	<u>93,164,085.40</u>	<u>729,577.04</u>

Year to Date: 09/01/2022 - 11/30/2022

Fund	Fund Code	Account Type	Investments	Interest Earned	Investments	Interest Earned
			Account Balance as of 11/30/2021	09/01/2021 to 11/30/2021	Account Balance as of 11/30/2022	09/01/2022 to 11/30/2022
Elementary Fund	865	Corporate Overnight Plus Fund	175,469.58	35.52	160,786.49	1,322.02
General Fund	199	Corporate Overnight Plus Fund	65,470,869.86	10,932.52	91,686,802.02	717,467.10
Interest & Sinking Fund	518	Corporate Overnight Plus Fund	3,202,133.01	246.65	1,316,496.89	10,787.92
		Total Invested/Interest Earned	<u>68,848,472.45</u>	<u>11,214.69</u>	<u>93,164,085.40</u>	<u>729,577.04</u>

EAGLE PASS INDEPENDENT SCHOOL DISTRICT
As of November 30, 2022
Cash in Bank Accounts

Food Service Fund		1,454,990.66
General Fund		
Designated Purpose Fund	9,206.41	
Disbursement Fund	1,773,255.34	
Eagle Pass ISD	-	
Elementary Fund	484,385.69	
General Operating Fund	900,231.20	
Health Insurance Fund	307,608.06	
Payroll Fund	681,929.20	
Tax Collections-Credit Card/ACH Payments	78,560.57	
Tax Collections-Escrow Account	132,492.94	4,367,669.41
I & S Fund-Bond Series		445,099.09
	Total	6,267,759.16

* Federal Deposit Insurance Corporation	250,000.00
** Pledged Amount Security	12,367,155.00
TOTAL	12,617,155.00

Amount Over/(Under) Pledged **6,349,395.84**

* Federal Deposit Insurance Corporation (FDIC) amount provided by the U.S. government as collateral to insure deposits.
 ** Irrevocable Letter of Credit (ILOC) amount provided by Compass Bank as collateral to protect deposits as required by the Public Funds Investment Act. The ILOC issued by Compass Bank is held independently by the Federal Home Loan Bank of Atlanta and the school district is the only entity that is entitled to draw funds against it should the bank fail.

Checking Account Interest Rates

Sept-2021	Oct-2021	Nov-2021	12-Mo. Average
1.00%	1.37%	1.78%	1.38%

CD Interest Rates 12-Month Average

3-Month	6-Month	12-Month
N/A	N/A	N/A

PNC will evaluate each CD rate solicitation upon request.

* rates as of November 30, 2022

BBVA COMPASS
EAGLE PASS INDEPENDENT SCHOOL DISTRICT
DEPOSITORY CONTRACT
LIMITS

PLEGGED AMOUNT:

FDIC	\$	250,000.00
SECURITIES: Book Value		-
Market Value		-
Letter of credit (LOC)	\$	12,367,155.00

Total Collateral \$ 12,617,155.00

BANK ACCOUNT BALANCES AS OF: November 30, 2022

Designated Purpose Fund	4944656283	9,206.41	
Disbursement Fund	4944657868	1,773,255.34	
Eagle Pass ISD		-	
Elementary Fund	4944657876	484,385.69	
Food Service Fund	4944656291	1,454,990.66	
General Operating Fund	4944664734	900,231.20	
Health Insurance Fund	4943438815	307,608.06	
I&S Fund	4944657884	445,099.09	
Payroll Fund	4944657841	681,929.20	
Tax Collections-Credit Card/ACH	4944656662	78,560.57	
Tax Collections-Escrow Account	4942495711	132,492.94	
Certificates of Deposit		\$	-
Total Checking Account Balances			\$ 6,267,759.16
Amount Over/(Under) Pledged			\$ 6,349,395.84

BBVA COMPASS
EAGLE PASS INDEPENDENT SCHOOL DISTRICT
DEPOSITORY CONTRACT
LIMITS

PLEGDED AMOUNT:

FDIC	\$	250,000.00
SECURITIES: Book Value		-
Market Value		-
Letter of credit (LOC)	\$	12,121,827.00

Total Collateral \$ 12,371,827.00

BANK ACCOUNT BALANCES AS OF: November 30, 2021

Eagle Pass ISD	3003202299	-	
Designated Purpose Fund	3001202264	380.11	
Disbursement Fund	3003202248	1,206,016.01	
Elementary Fund	3003202272	280,098.45	
Tax Collections-Escrow Account	0110400402	78,193.45	
Food Service Fund	3001202280	13,560.94	
General Operating Fund	3003603125	1,230,734.75	
Health Insurance Fund	2517032800	629,254.78	
I&S Fund	3003202307	192,009.16	
Payroll Fund	3003202221	1,812,262.87	
Tax Collections-Credit Card/ACH	3003018664	77,557.37	
Certificates of Deposit		\$ -	
Total Checking Account Balances			\$ 5,520,067.89
Amount Over/(Under) Pledged			\$ 6,851,759.11

Participant #: 159901

Lone Star™ 2022 1st Quarter
Investment Pool **Quarterly Statement**

Statement Period: 09/01/2022 to 11/30/2022

Ismael Mijares
Eagle Pass ISD
587 Madison St
Eagle Pass, Texas 78852



Summary of Portfolio Holdings

Account	Fund	Number of Shares	Price Per Share	Account Book Value (USD)	Account Market Value (USD)	% Port.
<i>Elementary Fund</i>	Corporate Overnight Plus Fund	160,786.49	1.00	160,786.49	160,768.49	0.17%
Totals:				160,786.49	160,768.49	

Account	Fund	Number of Shares	Price Per Share	Account Book Value (USD)	Account Market Value (USD)	% Port.
<i>General Fund</i>	Corporate Overnight Plus Fund	91,686,802.02	1.00	91,686,802.02	91,676,538.98	98.41%
Totals:				91,686,802.02	91,676,538.98	

Account	Fund	Number of Shares	Price Per Share	Account Book Value (USD)	Account Market Value (USD)	% Port.
<i>Interest & Sinking Fund</i>	Corporate Overnight Plus Fund	1,316,496.89	1.00	1,316,496.89	1,316,349.53	1.42%
Totals:				1,316,496.89	1,316,349.53	

Totals

Fund	Number of Shares	Price Per Share	Fund Balance (USD)	% Port.
Corporate Overnight Fund	0.00	1.00	0.00	0.00 %
Government Overnight Fund	0.00	1.00	0.00	0.00 %
Corporate Overnight Plus Fund	93,164,085.40	1.00	93,164,085.40	100.00 %
Total Value:			93,164,085.40	100.00 %

Portfolio Transactions

Elementary Fund - Corporate Overnight Plus Fund

Settle Date	Trade Type	Share Balance	Number of Shares	Price/Share	Amount (USD)
09/01/2022	Starting Balance	160,977.60			160,977.60
09/12/2022	Transfer Out	160,644.67	-332.93	1.00	-332.93
09/30/2022	Transfer Out	160,260.96	-383.71	1.00	-383.71
09/30/2022	Interest	160,614.69	353.73	1.00	353.73
10/14/2022	Transfer Out	160,260.96	-353.73	1.00	-353.73

Elementary Fund - Corporate Overnight Plus Fund (Continued)

Settle Date	Trade Type	Share Balance	Number of Shares	Price/Share	Amount (USD)
10/31/2022	Interest	160,703.72	442.76	1.00	442.76
11/02/2022	Transfer Out	160,260.96	-442.76	1.00	-442.76
11/30/2022	Interest	160,786.49	525.53	1.00	525.53
11/30/2022	Ending Balance	160,786.49			160,786.49

General Fund - Corporate Overnight Plus Fund

Settle Date	Trade Type	Share Balance	Number of Shares	Price/Share	Amount (USD)
09/01/2022	Starting Balance	90,370,088.71			90,370,088.71
09/07/2022	Withdrawal	87,370,088.71	-3,000,000.00	1.00	-3,000,000.00
09/08/2022	Withdrawal	86,570,088.71	-800,000.00	1.00	-800,000.00
09/08/2022	Vendor Payment Texas State Natural Gas, Inc.	86,567,923.89	-2,164.82	1.00	-2,164.82
09/12/2022	Transfer In	86,568,256.82	332.93	1.00	332.93
09/14/2022	Vendor Payment Tristar Risk Management	86,543,634.25	-24,622.57	1.00	-24,622.57
09/15/2022	Withdrawal	85,543,634.25	-1,000,000.00	1.00	-1,000,000.00
09/16/2022	Vendor Payment HEB Grocery Company, LP	85,537,495.27	-6,138.98	1.00	-6,138.98
09/19/2022	Deposit	85,637,495.27	100,000.00	1.00	100,000.00
09/19/2022	Deposit	85,730,351.35	92,856.08	1.00	92,856.08
09/20/2022	Deposit	85,737,785.35	7,434.00	1.00	7,434.00
09/20/2022	Withdrawal	85,537,495.27	-200,290.08	1.00	-200,290.08
09/21/2022	Withdrawal	75,537,495.27	-10,000,000.00	1.00	-10,000,000.00
09/23/2022	Deposit	90,612,739.27	15,075,244.00	1.00	15,075,244.00
09/23/2022	Deposit	90,618,689.27	5,950.00	1.00	5,950.00
09/27/2022	Withdrawal	87,118,689.27	-3,500,000.00	1.00	-3,500,000.00
09/27/2022	Withdrawal	87,060,412.76	-58,276.51	1.00	-58,276.51
09/29/2022	Withdrawal	87,054,462.76	-5,950.00	1.00	-5,950.00
09/30/2022	Deposit	87,291,582.76	237,120.00	1.00	237,120.00
09/30/2022	Transfer In	87,291,966.47	383.71	1.00	383.71
09/30/2022	Interest	87,483,578.30	191,611.83	1.00	191,611.83
10/05/2022	Withdrawal	84,483,578.30	-3,000,000.00	1.00	-3,000,000.00
10/06/2022	Deposit	84,714,654.51	231,076.21	1.00	231,076.21
10/06/2022	Deposit	84,796,050.22	81,395.71	1.00	81,395.71
10/06/2022	Deposit	85,160,207.69	364,157.47	1.00	364,157.47
10/06/2022	Deposit	85,546,841.38	386,633.69	1.00	386,633.69
10/06/2022	Deposit	85,620,443.56	73,602.18	1.00	73,602.18
10/06/2022	Deposit	86,445,092.48	824,648.92	1.00	824,648.92
10/06/2022	Withdrawal	85,245,092.48	-1,200,000.00	1.00	-1,200,000.00
10/06/2022	Withdrawal	83,283,578.30	-1,961,514.18	1.00	-1,961,514.18
10/07/2022	Deposit	83,570,303.61	286,725.31	1.00	286,725.31
10/07/2022	Withdrawal	83,283,578.30	-286,725.31	1.00	-286,725.31
10/11/2022	Vendor Payment Texas State Natural Gas, Inc.	83,281,393.70	-2,184.60	1.00	-2,184.60
10/11/2022	Vendor Payment Tristar Risk Management	83,264,051.85	-17,341.85	1.00	-17,341.85
10/13/2022	Deposit	85,275,061.47	2,011,009.62	1.00	2,011,009.62
10/13/2022	Withdrawal	83,264,051.85	-2,011,009.62	1.00	-2,011,009.62
10/14/2022	Deposit	84,172,891.39	908,839.54	1.00	908,839.54
10/14/2022	Deposit	84,173,117.66	226.27	1.00	226.27
10/14/2022	Deposit	84,354,245.66	181,128.00	1.00	181,128.00
10/14/2022	Transfer In	84,354,599.39	353.73	1.00	353.73
10/14/2022	Withdrawal	84,173,245.12	-181,354.27	1.00	-181,354.27
10/14/2022	Withdrawal	83,264,405.58	-908,839.54	1.00	-908,839.54

General Fund - Corporate Overnight Plus Fund (Continued)

Settle Date	Trade Type	Share Balance	Number of Shares	Price/Share	Amount (USD)
10/17/2022	Vendor Payment HEB Grocery Company, LP	83,259,069.11	-5,336.47	1.00	-5,336.47
10/21/2022	Deposit	84,904,439.18	1,645,370.07	1.00	1,645,370.07
10/24/2022	Withdrawal	84,504,439.18	-400,000.00	1.00	-400,000.00
10/24/2022	Withdrawal	82,859,069.11	-1,645,370.07	1.00	-1,645,370.07
10/25/2022	Deposit	93,087,136.11	10,228,067.00	1.00	10,228,067.00
10/27/2022	Withdrawal	92,980,056.49	-107,079.62	1.00	-107,079.62
10/28/2022	Withdrawal	91,670,056.49	-1,310,000.00	1.00	-1,310,000.00
10/31/2022	Interest	91,907,548.05	237,491.56	1.00	237,491.56
11/01/2022	Deposit	91,911,548.05	4,000.00	1.00	4,000.00
11/02/2022	Deposit	91,926,340.05	14,792.00	1.00	14,792.00
11/02/2022	Transfer In	91,926,782.81	442.76	1.00	442.76
11/02/2022	Withdrawal	91,922,782.81	-4,000.00	1.00	-4,000.00
11/02/2022	Vendor Payment Tristar Risk Management	91,917,920.88	-4,861.93	1.00	-4,861.93
11/03/2022	Deposit	91,930,870.88	12,950.00	1.00	12,950.00
11/04/2022	Withdrawal	90,430,870.88	-1,500,000.00	1.00	-1,500,000.00
11/07/2022	Withdrawal	88,930,870.88	-1,500,000.00	1.00	-1,500,000.00
11/10/2022	Vendor Payment Tristar Risk Management	88,924,364.44	-6,506.44	1.00	-6,506.44
11/10/2022	Vendor Payment Texas State Natural Gas, Inc.	88,922,160.16	-2,204.28	1.00	-2,204.28
11/14/2022	Deposit	88,935,239.67	13,079.51	1.00	13,079.51
11/14/2022	Withdrawal	88,922,160.16	-13,079.51	1.00	-13,079.51
11/15/2022	Withdrawal	83,922,160.16	-5,000,000.00	1.00	-5,000,000.00
11/15/2022	Vendor Payment HEB Grocery Company, LP	83,913,729.34	-8,430.82	1.00	-8,430.82
11/17/2022	Withdrawal	82,213,729.34	-1,700,000.00	1.00	-1,700,000.00
11/21/2022	Deposit	83,779,533.96	1,565,804.62	1.00	1,565,804.62
11/21/2022	Vendor Payment Frontera Construction, LLC	83,649,750.82	-129,783.14	1.00	-129,783.14
11/21/2022	Vendor Payment A E Hiller & Sons, Inc.	83,071,752.96	-577,997.86	1.00	-577,997.86
11/25/2022	Deposit	93,039,684.96	9,967,932.00	1.00	9,967,932.00
11/28/2022	Withdrawal	91,473,880.34	-1,565,804.62	1.00	-1,565,804.62
11/28/2022	Withdrawal	91,398,438.31	-75,442.03	1.00	-75,442.03
11/30/2022	Interest	91,686,802.02	288,363.71	1.00	288,363.71
11/30/2022	Ending Balance	91,686,802.02			91,686,802.02

Interest & Sinking Fund - Corporate Overnight Plus Fund

Settle Date	Trade Type	Share Balance	Number of Shares	Price/Share	Amount (USD)
09/01/2022	Starting Balance	1,305,708.97			1,305,708.97
09/30/2022	Interest	1,308,582.32	2,873.35	1.00	2,873.35
10/31/2022	Interest	1,312,194.30	3,611.98	1.00	3,611.98
11/30/2022	Interest	1,316,496.89	4,302.59	1.00	4,302.59
11/30/2022	Ending Balance	1,316,496.89			1,316,496.89

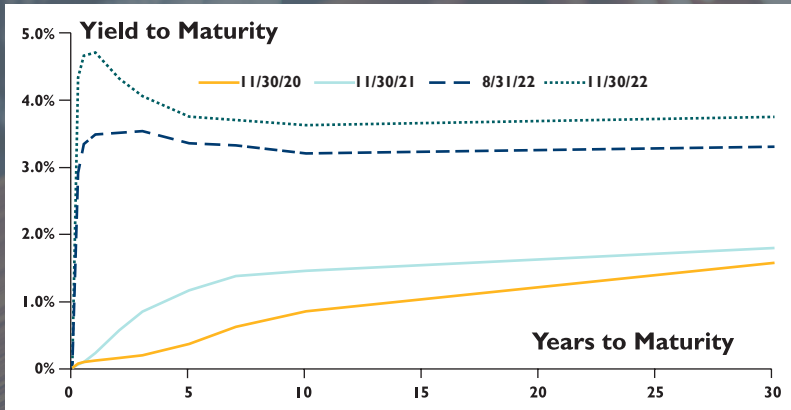
Important Information about this statement

Please review this statement carefully, it is the official record of your account with Lone Star Investment Pool and First Public, LLC. If you disagree with any transaction, or if there are any errors or omissions in this statement please notify us promptly in writing, but no later than 10 business days after receipt of this statement. Trades pending settlement will not appear on this statement. All such trades will appear in the next monthly statement. The yield for the period is an annualized rate that reflects the relationship between the average amount of income earned and the average daily balance for the account. Please notify First Public promptly and in writing of any changes of address or phone number. Times of transactions will be furnished upon written request. The Lone Star Investment Pool Information Statement should be read carefully before investing. Investors should consider the investment objectives, risks, charges and expenses associated with municipal fund securities before investing. All transactions are no load. No remuneration has, or will be, paid to any entity in connection with this transaction. An investor may obtain an Information Statement by contacting First Public at the address and phone number identified above. An investment in Lone Star investment Pool is not insured or guaranteed by the Federal Deposit Insurance Corporation ("FDIC") or any other government agency and although Lone Star Investment Pool seeks to preserve the value of the investment at a fixed share price, it is possible to lose money by investing in municipal fund securities.

Quarterly Position Report

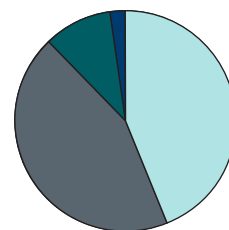
November 30, 2022

U.S. Treasury yields rose, and the curve became much more inverted in the three-month period ending in November. At the end of November, the one-year bill was yielding 95 basis points more than the 30-year bond. The equity markets rose in the three-month period as the S&P 500 index rose more than 3%. In September, the Fed raised the target rate by 75 basis points to a range of 3.00-3.25%. At that time, guidance of an additional 125 basis points by the end of 2022 pushed yields higher. The Fed raised the target interest rate by another 75 basis points at the November 2 FOMC meeting to a range of 3.75-4.00%. Fed officials have indicated that the pace of the rate hikes may slow, but that the target rate will likely remain elevated for longer than many market participants have expected. While inflation remains very elevated, there have been signs of slowing price growth. After hikes of 75 basis points at four consecutive FOMC meetings, the Fed funds futures market was pricing in 50 basis points at the December 14 meeting as of the end of November.



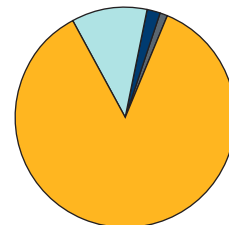
Government Overnight Fund		Duration 0.01248
	Participant Assets	Market Value
Beginning of Quarter Balance	4,476,894,133.29	4,476,575,890.03
Deposits	2,200,956,913.99	
Withdrawals	(2,186,650,080.44)	
End of Quarter Balance	4,491,200,966.84	4,491,158,235.40

Cash/Repo	44%
Agencies	44%
Treasuries	10%
MM Funds	2%



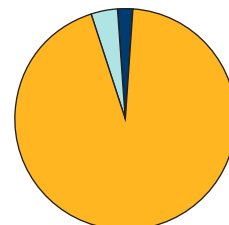
Corporate Overnight Fund		Duration 0.18801
	Participant Assets	Market Value
Beginning of Quarter Balance	3,177,832,719.61	3,177,877,705.47
Deposits	1,588,408,867.82	
Withdrawals	(1,674,678,491.44)	
End of Quarter Balance	3,091,563,095.99	3,091,275,515.84

Commercial Paper	86%
Cash/Repo	11%
MM Funds	2%
Agencies	1%



Corporate Overnight Plus Fund		Duration 0.21208
	Participant Assets	Market Value
Beginning of Quarter Balance	7,802,166,526.00	7,801,902,967.77
Deposits	4,541,691,077.03	
Withdrawals	(4,686,058,323.37)	
End of Quarter Balance	7,657,799,279.66	7,656,942,097.40

Commercial Paper	94%
Cash/Repo	4%
MM Funds	2%



Returns

	September		October		November	
	Average Rate	7-day SEC Yield	Average Rate	7-day SEC Yield	Average Rate	7-day SEC Yield
Govt Overnight Fund	2.48%	2.93%	3.07%	3.14%	3.74%	3.83%
Corp Overnight Fund	2.67%	3.18%	3.25%	3.29%	3.96%	4.06%
Corp Overnight Plus Fund	2.68%	3.15%	3.25%	3.29%	3.99%	4.12%

William Mastrodicasa
William Mastrodicasa

Lone Star Investment Pool Investment Officers

Tammy Davis
Tammy Davis