

Ector County Independent School District

Lee Buice Elementary

2024-2025



Board Goals

Board Goal 1: The percentage of students achieving or exceeding the meets standard on state assessments will increase from 32% to 60% by May 2024 across all tested content areas.

Performance Objective 1: The percentage of students K-5 achieving or exceeding their MATH RIT goal will increase from 48% to 60%.





High Priority

Indicators of Success:

Growth (STAAR) - % of students who meet or exceed the STAAR progress measure - 2024 Goal: 75%, Growth (MAP) - % of student end of year RIT score met or exceeded individual growth projections based upon MAP - 2024 Goal: 58%

Evaluation Data Sources: BOY, MOY and EOY MAP data

Strategy 1 Details	Reviews			
<p>Strategy 1: Students will participate in intervention through an individualized plan utilizing the MAP assessment results .</p> <p>Strategy's Expected Result/Impact: Studentns will meet their growth target on EOY MAP assessent</p> <p>Staff Responsible for Monitoring: Teachers/Admin</p> <p>TEA Priorities: Build a foundation of reading and math</p> <p>- ESF Levers: Lever 1: Strong School Leadership and Planning, Lever 5: Effective Instruction</p> <p>- Additional Targeted Support Strategy</p>	Formative			Summative
	Oct	Jan	Mar	May
Strategy 2 Details	Reviews			
<p>Strategy 2: Teachers will utilize HQIM with on grade level content for Tier 1 instruction.</p> <p>Strategy's Expected Result/Impact: Students will perform on grade level or better on MAP.</p> <p>Staff Responsible for Monitoring: Teachers/Admin</p> <p>TEA Priorities: Build a foundation of reading and math</p> <p>- ESF Levers: Lever 1: Strong School Leadership and Planning, Lever 4: High-Quality Instructional Materials and Assessments</p> <p>- Targeted Support Strategy</p>	Formative			Summative
	Oct	Jan	Mar	May

Strategy 3 Details	Reviews			
<p>Strategy 3: Students will receive afterschool tutoring provided by their classroom teacher to fill academic gaps.</p> <p>Strategy's Expected Result/Impact: Students will reach grade level potential in reading and math.</p> <p>Staff Responsible for Monitoring: Teachers/Admin</p> <p>TEA Priorities: Build a foundation of reading and math</p> <p>- ESF Levers: Lever 1: Strong School Leadership and Planning, Lever 5: Effective Instruction</p> <p>- Targeted Support Strategy</p>	Formative			Summative
	Oct	Jan	Mar	May
<div style="display: flex; justify-content: space-around; align-items: center;"> <div style="text-align: center;">  No Progress </div> <div style="text-align: center;">  Accomplished </div> <div style="text-align: center;">  Continue/Modify </div> <div style="text-align: center;">  Discontinue </div> </div>				

Board Goal 1: The percentage of students achieving or exceeding the meets standard on state assessments will increase from 32% to 60% by May 2024 across all tested content areas.

Performance Objective 2: The percentage of students achieving or exceeding the meets standard on state assessments will increase from 29% to 50% overall by May of 2025.

High Priority


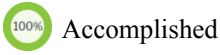
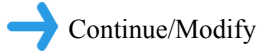

Indicators of Success:

Growth (STAAR) - % of students who meet or exceed the STAAR progress measure - 2024 Goal: 75%, Academic Gaps - The performance of ECISD student subgroups compared to their peers across the state of Texas (Domain 3) - 2024 Goal: 51%, 3rd Grade Composite (reading and math) - % of 3rd grade students achieving the meets or exceeds standard in both reading and math on STAAR - 2024 Goal: 35%

Evaluation Data Sources: STAAR Growth Data

Strategy 1 Details	Reviews			
<p>Strategy 1: Identified students will receive high yield one on one daily tutoring to assist with comprehension, fluency, and closing individualized gaps. 30 minutes a day will be incorporated in to the master schedule for this purpose.</p> <p>Strategy's Expected Result/Impact: High yield one on one tutoring will show growth in reading skills and comprehension.</p> <p>Staff Responsible for Monitoring: Admin, Instructional Coach, teachers</p> <p>Title I: 2.6</p> <p>- TEA Priorities: Build a foundation of reading and math</p> <p>- ESF Levers: Lever 1: Strong School Leadership and Planning, Lever 5: Effective Instruction</p>	Formative			Summative
	Oct	Jan	Mar	May

Strategy 2 Details	Reviews			
<p>Strategy 2: Small group intervention groups will be pulled our three times a week by high quality tutors to assist students with individual learning gaps, reading skills and fluency.</p> <p>Strategy's Expected Result/Impact: Students will increase scores on SCAs, MAP and STAAR.</p> <p>Staff Responsible for Monitoring: Admin, instructional coach and lead teachers.</p> <p>Title I: 2.4, 2.5</p> <p>- TEA Priorities: Build a foundation of reading and math</p> <p>- ESF Levers: Lever 1: Strong School Leadership and Planning, Lever 5: Effective Instruction</p> <p>Funding Sources: - Title One Instructional Continuity - \$8,000</p>	Formative			Summative
	Oct	Jan	Mar	May

Board Goal 1: The percentage of students achieving or exceeding the meets standard on state assessments will increase from 32% to 60% by May 2024 across all tested content areas.

Performance Objective 3: By MAY of 2025, 55% of students will perform at the Meets level on 3rd-5th grade Math STAAR.

High Priority

Indicators of Success:


Growth (STAAR) - % of students who meet or exceed the STAAR progress measure - 2024 Goal: 75%, Growth (MAP) - % of student end of year RIT score met or exceeded individual growth projections based upon MAP - 2024 Goal: 58%, Academic Gaps - The performance of ECISD student subgroups compared to their peers across the state of Texas (Domain 3) - 2024 Goal: 51%


Evaluation Data Sources: STAAR and MAP

Strategy 1 Details	Reviews			
<p>Strategy 1: Teachers will use MAP, SCA and STAAR data for lesson planning, backwards planning lesson internalization and modeling to develop intervention plans and small group focus in weekly PLC meetings with instructional coach and/or Admin</p> <p>Strategy's Expected Result/Impact: Improve the quality of Tier 1 instruction and intentional, data focused reteaching and lesson delivery.</p> <p>Staff Responsible for Monitoring: Campus Admin and Instructional Coach</p> <p>Title I: 2.4, 2.6</p> <p>- TEA Priorities: Build a foundation of reading and math</p> <p>- ESF Levers: Lever 1: Strong School Leadership and Planning, Lever 3: Positive School Culture, Lever 5: Effective Instruction</p>	Formative			Summative
	Oct	Jan	Mar	May

Strategy 2 Details	Reviews			
<p>Strategy 2: Instructional objectives, rigor and questioning in the classroom will be monitored to ensure fidelity of lesson planning and the DDI process,. Admin will conduct 10 walkthroughs a week and document progress in Eduphoria.</p> <p>Strategy's Expected Result/Impact: Quality Tier 1 instruction will be evident in walkthroughs and observation data.</p> <p>Staff Responsible for Monitoring: Campus Admin</p> <p>Title I: 2.4, 2.5</p> <p>- TEA Priorities: Recruit, support, retain teachers and principals, Build a foundation of reading and math</p> <p>- ESF Levers: Lever 1: Strong School Leadership and Planning, Lever 4: High-Quality Instructional Materials and Assessments, Lever 5: Effective Instruction</p>	Formative			Summative
	Oct	Jan	Mar	May
Strategy 3 Details	Reviews			
<p>Strategy 3: Small group intervention groups will be pulled out three times a week by high quality tutors to assist students with individual learning gaps. numeracy and operations.</p> <p>Strategy's Expected Result/Impact: Students will improve reading comprehension and fluency and instructional gaps will be closed.</p> <p>Staff Responsible for Monitoring: Teacher, Instructional Coach, Admin</p> <p>Title I: 2.4, 2.5</p> <p>- TEA Priorities: Build a foundation of reading and math</p> <p>- ESF Levers: Lever 1: Strong School Leadership and Planning, Lever 5: Effective Instruction</p> <p>Funding Sources: - Title One Instructional Continuity - \$8,000</p>	Formative			Summative
	Oct	Jan	Mar	May
Strategy 4 Details	Reviews			
<p>Strategy 4: Teachers will use district approved HQIM for all levels of instruction.</p> <p>Strategy's Expected Result/Impact: Students will receive on grade level instruction.</p> <p>Staff Responsible for Monitoring: Admin</p> <p>Title I: 2.4, 2.6</p> <p>- TEA Priorities: Build a foundation of reading and math</p> <p>- ESF Levers: Lever 1: Strong School Leadership and Planning, Lever 4: High-Quality Instructional Materials and Assessments, Lever 5: Effective Instruction</p>	Formative			Summative
	Oct	Jan	Mar	May

 No Progress

 Accomplished

 Continue/Modify

 Discontinue

Board Goal 1: The percentage of students achieving or exceeding the meets standard on state assessments will increase from 32% to 60% by May 2024 across all tested content areas.





Performance Objective 4: By May of 2025, 55% of students will perform at the Meets level in 3rd-5th grade Reading STAAR.

Indicators of Success:

Growth (STAAR) - % of students who meet or exceed the STAAR progress measure - 2024 Goal: 75%, 3rd Grade Composite (reading and math) - % of 3rd grade students achieving the meets or exceeds standard in both reading and math on STAAR - 2024 Goal: 35%

Evaluation Data Sources: STAAR and MAP

Strategy 1 Details	Reviews			
<p>Strategy 1: Teachers will use MAP, SCA and STAAR data for lesson planning, backwards planning lesson internalization and modeling to develop intervention plans and small group focus in weekly PLC meetings with instructional coach and/or Admin</p> <p>Strategy's Expected Result/Impact: Quality Tier 1 instruction evident in classrooms during walkthroughs and observations.</p> <p>Staff Responsible for Monitoring: Campus Admin</p> <p>Title I: 2.4, 2.6</p> <p>- TEA Priorities: Build a foundation of reading and math</p> <p>- ESF Levers: Lever 1: Strong School Leadership and Planning, Lever 5: Effective Instruction</p>	Formative			Summative
	Oct	Jan	Mar	May
Strategy 2 Details	Reviews			
<p>Strategy 2: Instructional objectives, rigor and questioning in the classroom will be monitored to ensure fidelity of lesson planning and the DDI process,. Admin will conduct 10 walkthroughs a week and document progress in Eduphoria.</p> <p>Strategy's Expected Result/Impact: Evidence of on grade level high quality instruction will be observed during walkthroughs and observations.</p> <p>Staff Responsible for Monitoring: Campus Admin</p> <p>Title I: 2.4, 2.6</p> <p>- TEA Priorities: Build a foundation of reading and math</p> <p>- ESF Levers: Lever 1: Strong School Leadership and Planning, Lever 5: Effective Instruction</p>	Formative			Summative
	Oct	Jan	Mar	May

Strategy 3 Details	Reviews			
<p>Strategy 3: Small group intervention groups will be pulled three times a week by high quality tutors to assist student with individual learning gaps, comprehension and fluency.</p> <p>Strategy's Expected Result/Impact: Instructional gaps will be closed and students will read on grade level.</p> <p>Staff Responsible for Monitoring: teachers, instructional coach and admin</p> <p>Title I: 2.4, 2.6</p> <p>- TEA Priorities: Build a foundation of reading and math</p> <p>- ESF Levers: Lever 1: Strong School Leadership and Planning, Lever 5: Effective Instruction</p>	Formative			Summative
	Oct	Jan	Mar	May
<div style="display: flex; justify-content: space-around; align-items: center;"> <div style="text-align: center;">  No Progress </div> <div style="text-align: center;">  Accomplished </div> <div style="text-align: center;">  Continue/Modify </div> <div style="text-align: center;">  Discontinue </div> </div>				

Board Goal 1: The percentage of students achieving or exceeding the meets standard on state assessments will increase from 32% to 60% by May 2024 across all tested content areas.

Performance Objective 5: By May of 2025, 45% of 5th students will perform at the Meets level on the Science STAAR.


Indicators of Success:


Growth (STAAR) - % of students who meet or exceed the STAAR progress measure - 2024 Goal: 75%, Academic Gaps - The performance of ECISD student subgroups compared to their peers across the state of Texas (Domain 3) - 2024 Goal: 51%

Evaluation Data Sources: Science SCA, MAP and STAAR

Strategy 1 Details	Reviews			
<p>Strategy 1: Teachers will use MAP, SCA and STAAR data for lesson planning, backwards planning lesson internalization and modeling to develop intervention plans and small group focus in weekly PLC meetings with instructional coach and/or Admin</p> <p>Strategy's Expected Result/Impact: Students will receive standard aligned science instruction at all grade levels and perform better on Science assessments</p> <p>Staff Responsible for Monitoring: Campus admin and instructional staff</p> <p>Title I: 2.4, 2.6</p> <p>- TEA Priorities: Connect high school to career and college</p> <p>- ESF Levers: Lever 1: Strong School Leadership and Planning, Lever 5: Effective Instruction</p>	Formative			Summative
	Oct	Jan	Mar	May
Strategy 2 Details	Reviews			
<p>Strategy 2: Teachers will utilize district approved, HQIM for science instruction.</p> <p>Strategy's Expected Result/Impact: Students will be exposed to grade appropriate science instruction and show growth on Science assessments.</p> <p>Staff Responsible for Monitoring: Admin and instructional coach</p> <p>Title I: 2.4, 2.6</p> <p>- TEA Priorities: Connect high school to career and college</p> <p>- ESF Levers: Lever 1: Strong School Leadership and Planning, Lever 4: High-Quality Instructional Materials and Assessments, Lever 5: Effective Instruction</p>	Formative			Summative
	Oct	Jan	Mar	May

 No Progress

 Accomplished

 Continue/Modify

 Discontinue

Board Goal 2: The percentage of 3rd grade students reading at or above grade level will increase from 35% to 45% by May 2024.





Performance Objective 1: The percentage of students K-3 achieving or exceeding their READING RIT goal will increase from 66% to 72%.

Indicators of Success:

Growth (MAP) - % of student end of year RIT score met or exceeded individual growth projections based upon MAP - 2024 Goal: 58%, Academic Gaps - The performance of ECISD student subgroups compared to their peers across the state of Texas (Domain 3) - 2024 Goal: 51%, 3rd Grade Composite (reading and math) - % of 3rd grade students achieving the meets or exceeds standard in both reading and math on STAAR - 2024 Goal: 35%

Evaluation Data Sources: MAP data reports

Strategy 1 Details	Reviews			
<p>Strategy 1: Students not on grade level will participate in intervention weekly during the day via small group instruction, day tutors, FEV, and IReady in order to reach grade level potential.</p> <p>Strategy's Expected Result/Impact: Students will reach grade level in reading and math on</p> <p>Staff Responsible for Monitoring: Campus admin, instructional coach and teachers.</p> <p>Title I: 2.4, 2.6</p> <p>- TEA Priorities: Build a foundation of reading and math</p> <p>- ESF Levers: Lever 1: Strong School Leadership and Planning, Lever 4: High-Quality Instructional Materials and Assessments, Lever 5: Effective Instruction</p>	Formative			Summative
	Oct	Jan	Mar	May
Strategy 2 Details	Reviews			
<p>Strategy 2: Teachers will use MAP, SCA and STAAR data for lesson planning, backwards planning lesson internalization and modeling to develop intervention plans and small group focus in weekly PLC meetings with instructional coach and/or Admin</p> <p>Strategy's Expected Result/Impact: Students will receive on level grade instruction and receive support to close academic gaps.</p> <p>Staff Responsible for Monitoring: teachers, Instructional coach, admin</p> <p>Title I: 2.4, 2.6</p> <p>- TEA Priorities: Build a foundation of reading and math, Improve low-performing schools</p> <p>- ESF Levers: Lever 1: Strong School Leadership and Planning, Lever 5: Effective Instruction</p>	Formative			Summative
	Oct	Jan	Mar	May

Strategy 3 Details	Reviews			
<p>Strategy 3: Teachers will utilize district approved, HQIM for reading instruction.</p> <p>Strategy's Expected Result/Impact: Students will receive grade level instruction in reading fluency and comprehension.</p> <p>Staff Responsible for Monitoring: teachers, IC and admin</p> <p>Title I: 2.4, 2.6</p> <p>- TEA Priorities: Build a foundation of reading and math</p> <p>- ESF Levers: Lever 4: High-Quality Instructional Materials and Assessments</p>	Formative			Summative
	Oct	Jan	Mar	May
<div style="display: flex; justify-content: space-around; align-items: center;"> <div style="text-align: center;">  No Progress </div> <div style="text-align: center;">  Accomplished </div> <div style="text-align: center;">  Continue/Modify </div> <div style="text-align: center;">  Discontinue </div> </div>				

Board Goal 2: The percentage of 3rd grade students reading at or above grade level will increase from 35% to 45% by May 2024.





Performance Objective 2: The % K-3 students will show growth from 46% to 60% on their READING MAP ASSESSMENT.

Indicators of Success:

Growth (MAP) - % of student end of year RIT score met or exceeded individual growth projections based upon MAP - 2024 Goal: 58%, Academic Gaps - The performance of ECISD student subgroups compared to their peers across the state of Texas (Domain 3) - 2024 Goal: 51%

Evaluation Data Sources: MAP Data Reports

Strategy 1 Details	Reviews			
<p>Strategy 1: Students not on grade level will participate in intervention weekly during the day via small group instruction, day tutors, FEV, and IReady in order to reach grade level potential.</p> <p>Strategy's Expected Result/Impact: Students will receive instruction to close academic gaps and reach grade level potential.</p> <p>Staff Responsible for Monitoring: teachers, IC, Admin</p> <p>Title I: 2.4, 2.6</p> <p>- TEA Priorities: Build a foundation of reading and math, Improve low-performing schools</p> <p>- ESF Levers: Lever 1: Strong School Leadership and Planning, Lever 5: Effective Instruction</p>	Formative			Summative
	Oct	Jan	Mar	May
Strategy 2 Details	Reviews			
<p>Strategy 2: Teachers will use MAP, SCA and STAAR data for lesson planning, backwards planning lesson internalization and modeling to develop intervention plans and small group focus in weekly PLC meetings with instructional coach and/or Admin</p> <p>Strategy's Expected Result/Impact: Students will receive on level grade instruction and receive support to close academic gaps.</p> <p>Staff Responsible for Monitoring: teachers, IC, Admin</p> <p>Title I: 2.4, 2.6</p> <p>- TEA Priorities: Build a foundation of reading and math, Improve low-performing schools</p> <p>- ESF Levers: Lever 1: Strong School Leadership and Planning, Lever 5: Effective Instruction</p>	Formative			Summative
	Oct	Jan	Mar	May

Strategy 3 Details	Reviews			
<p>Strategy 3: Teachers will utilize district approved, HQIM for reading instruction</p> <p>Strategy's Expected Result/Impact: Students will receive grade level instruction in reading fluency and comprehension.</p> <p>Staff Responsible for Monitoring: admin and IC</p> <p>Title I: 2.4, 2.6</p> <p>- TEA Priorities: Build a foundation of reading and math, Improve low-performing schools</p> <p>- ESF Levers: Lever 1: Strong School Leadership and Planning, Lever 4: High-Quality Instructional Materials and Assessments, Lever 5: Effective Instruction</p>	Formative			Summative
	Oct	Jan	Mar	May
<div style="display: flex; justify-content: space-around; align-items: center;"> <div style="text-align: center;">  No Progress </div> <div style="text-align: center;">  Accomplished </div> <div style="text-align: center;">  Continue/Modify </div> <div style="text-align: center;">  Discontinue </div> </div>				

Board Goal 2: The percentage of 3rd grade students reading at or above grade level will increase from 35% to 45% by May 2024.

Performance Objective 3: The % of 3rd grade students performing at the MEETS level on their READING STAAR ASSESSMENT will increase from 36% to 45%.

Indicators of Success:

Growth (STAAR) - % of students who meet or exceed the STAAR progress measure - 2024 Goal: 75%, 3rd Grade Composite (reading and math) - % of 3rd grade students achieving the meets or exceeds standard in both reading and math on STAAR - 2024 Goal: 35%

Evaluation Data Sources: SCAs, MAP data reports, STAAR results





Board Goal 3: The percentage of high school graduates considered College, Career, or Military Ready will increase from 56% to 65% by May 2024.

Performance Objective 1: 100% of 3rd-5th grade students will utilize AVID planners and strategies to promote college readiness.

Indicators of Success:

Attendance - % of student daily attendance - 2024 Goal: 95%

Evaluation Data Sources: Attendance Reports, Grades, teacher reports

Strategy 1 Details	Reviews			
<p>Strategy 1: Teachers will receive training for AVID binder set up and organization and use of AVID strategies. Strategy's Expected Result/Impact: Students will be more engaged and organized. Staff Responsible for Monitoring: Teachers, Admin</p> <p>Title I: 2.4, 2.6 - TEA Priorities: Connect high school to career and college - ESF Levers: Lever 3: Positive School Culture</p>	Formative			Summative
	Oct	Jan	Mar	May
Strategy 2 Details	Reviews			
<p>Strategy 2: The administration will conduct weekly walkthroughs to audit consistent use of binders, planners and strategies. Strategy's Expected Result/Impact: Students will demonstrate mastery of AVID binder organizational skills and engagement due to use of AVID Strategies. Staff Responsible for Monitoring: Admin and teachers</p> <p>Title I: 2.4, 2.6, 4.1 - TEA Priorities: Connect high school to career and college - ESF Levers: Lever 3: Positive School Culture</p>	Formative			Summative
	Oct	Jan	Mar	May
<div style="display: flex; justify-content: space-around; align-items: center;"> <div style="text-align: center;">  No Progress </div> <div style="text-align: center;">  Accomplished </div> <div style="text-align: center;">  Continue/Modify </div> <div style="text-align: center;">  Discontinue </div> </div>				





Board Goal 3: The percentage of high school graduates considered College, Career, or Military Ready will increase from 56% to 65% by May 2024.

Performance Objective 2: School connectedness panorama data will increase from __ to __% by May of 2025.

Indicators of Success:

Attendance - % of student daily attendance - 2024 Goal: 95%, Growth (STAAR) - % of students who meet or exceed the STAAR progress measure - 2024 Goal: 75%, School Connectedness - The belief held by students that adults and peers in the school care about their learning as well as about them as individuals - 2024 Goal: 63%

Evaluation Data Sources: PAnorama Survey

Strategy 1 Details	Reviews			
<p>Strategy 1: School counselors and teachers will implement daily SEL lessons (ILead) to increase school connectedness culture, attendance and overall student engagement.</p> <p>Strategy's Expected Result/Impact: A growth in School Connectedness on the Panorama Survey</p> <p>Staff Responsible for Monitoring: Principal, Counselor</p> <p>Title I: 2.5, 2.6</p> <p>- TEA Priorities: Connect high school to career and college</p> <p>- ESF Levers: Lever 3: Positive School Culture</p>	Formative			Summative
	Oct	Jan	Mar	May
Strategy 2 Details	Reviews			
<p>Strategy 2: Administrative leadership team will create opportunities for parental and community involvement.</p> <p>Strategy's Expected Result/Impact: Increased school/home connectedness, parental involvement and support</p> <p>Staff Responsible for Monitoring: Admin, PTA liason</p> <p>Title I: 2.6, 4.1, 4.2</p> <p>- TEA Priorities: Connect high school to career and college</p> <p>- ESF Levers: Lever 3: Positive School Culture</p>	Formative			Summative
	Oct	Jan	Mar	May
<div style="display: flex; justify-content: space-around; align-items: center;"> <div style="text-align: center;">  No Progress </div> <div style="text-align: center;">  Accomplished </div> <div style="text-align: center;">  Continue/Modify </div> <div style="text-align: center;">  Discontinue </div> </div>				





Board Goal 3: The percentage of high school graduates considered College, Career, or Military Ready will increase from 56% to 65% by May 2024.

Performance Objective 3: Student daily attendance will increase from 93% to 95%.

Indicators of Success:

Attendance - % of student daily attendance - 2024 Goal: 95%

Evaluation Data Sources: Average daily Attendance reports

Strategy 1 Details	Reviews			
<p>Strategy 1: TRuancy meetings will be help every 2 weeks with parent or guardian of students with chronic absences. Strategy's Expected Result/Impact: Improved attendance and overall student growth Staff Responsible for Monitoring: Principal, APs attendance clerks and teachers.</p> <p>Title I: 2.6, 4.1 - TEA Priorities: Connect high school to career and college - ESF Levers: Lever 3: Positive School Culture</p>	Formative			Summative
	Oct	Jan	Mar	May
Strategy 2 Details	Reviews			
<p>Strategy 2: Attendance contracts will be completed on all students reaching the 90% threshold on absences. Strategy's Expected Result/Impact: Attendance and academic success will improve. Staff Responsible for Monitoring: Admin, attendance clerk COC liason and teachers.</p> <p>TEA Priorities: Improve low-performing schools - ESF Levers: Lever 3: Positive School Culture</p>	Formative			Summative
	Oct	Jan	Mar	May
<div style="display: flex; justify-content: space-around; align-items: center;"> <div style="text-align: center;">  No Progress </div> <div style="text-align: center;">  Accomplished </div> <div style="text-align: center;">  Continue/Modify </div> <div style="text-align: center;">  Discontinue </div> </div>				