



UNITED INDEPENDENT SCHOOL DISTRICT INFORMATIONAL ITEM

TOPIC: October 2014 TAKS Results for Class of 2014 Re-testers

SUBMITTED BY: Emma Leza, Executive Director of Instructional Accountability

OF: Curriculum & Instruction Department

APPROVED FOR TRANSMITTAL TO SCHOOL BOARD: _____

DATE ASSIGNED FOR BOARD CONSIDERATION: January 21, 2015

INFORMATIONAL REPORT:


Report results for Class of 2014 TAKS re-testers.

2014 OCTOBER EXIT LEVEL RETEST REPORT

ELA, M, SS, Sci recv'd
11/18/2014

Pending by Content Area

MATH SOCIAL STUDIES

CAMPUS	MATH Retesters Results			SOCIAL STUDIES Retesters Results		
	Tested	Passed	% Passed	Tested	Passed	% Passed
 United High School	16	7	44%	*	*	25%
 United South High School	*	*	25%	*	*	100%
 Alexander High School	*	*	0%	*	*	100%
 Lyndon B. Johnson High School	9	4	44%	*	*	33%
DISTRICT	36	12	33%	9	4	44%





ELA 13

Math 24

Science 11

Social Studies 5

SCIENCE ELA

CAMPUS	SCIENCE Retesters Results			ELA Retesters Results		
	Tested	Passed	% Passed	Tested	Passed	% Passed
 United High School	6	2	33%	10	3	30%
 United South High School	*	*	33%	*	*	0%
 Alexander High School	*	*	25%	*	*	50%
 Lyndon B. Johnson High School	*	*	50%	*	*	33%
DISTRICT	17	6	35%	19	6	32%

* Data masked due to small numbers