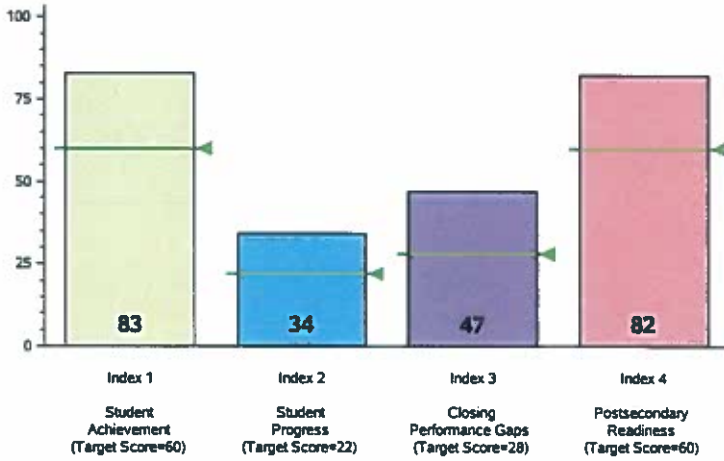


**TEXAS EDUCATION AGENCY
2016 Accountability Summary
MALAKOFF ISD (107906)**

Accountability Rating
Met Standard

Met Standards on - Student Achievement - Student Progress - Closing Performance Gaps - Postsecondary Readiness	Did Not Meet Standards on - NONE
In 2016, to receive a Met Standard or Met Alternative Standard rating, districts and campuses must meet targets on three indexes: Index 1 or Index 2 and Index 3 and Index 4.	

Performance Index Report



Distinction Designation



Postsecondary Readiness Percent of Eligible Measures in Top Quartile 9 out of 11 = 82% DISTINCTION EARNED
--

Performance Index Summary

Index	Points Earned	Maximum Points	Index Score
1 - Student Achievement	1,708	2,048	83
2 - Student Progress	412	1,200	34
3 - Closing Performance Gaps	1,221	2,600	47
4 - Postsecondary Readiness			
STAAR Score	12.1		
Graduation Rate Score	25.0		
Graduation Plan Score	23.3		
Postsecondary Component Score	22.0		
			82

System Safeguards

Number and Percentage of Indicators Met	
Performance Rates	26 out of 28 = 93%
Participation Rates	14 out of 14 = 100%
Graduation Rates	3 out of 3 = 100%
Met Federal Limits on Alternative Assessments	0 out of 1 = 0%
Total	43 out of 46 = 93%

For further information about this report, please see the Performance Reporting Division website at <https://rptsvr1.tea.texas.gov/perfreport/account/2016/index.html>

TEXAS EDUCATION AGENCY
2016 Accountability Summary
 MALAKOFF H S (107906001) - MALAKOFF ISD

Accountability Rating

Met Standard

Met Standards on	Did Not Meet Standards on
<ul style="list-style-type: none"> - Student Achievement - Student Progress - Closing Performance Gaps - Postsecondary Readiness 	<ul style="list-style-type: none"> - NONE

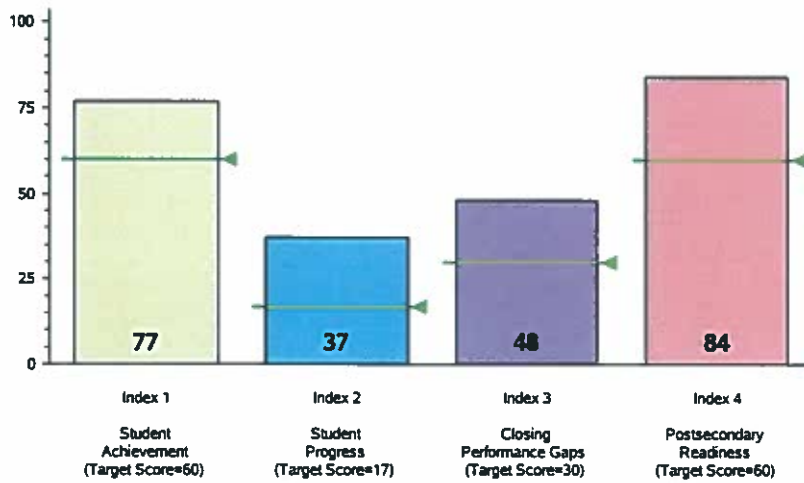
In 2016, to receive a Met Standard or Met Alternative Standard rating, districts and campuses must meet targets on three indexes: Index 1 or Index 2 and Index 3 and Index 4.

Distinction Designation



Academic Achievement in ELA/Reading
DISTINCTION EARNED
Academic Achievement in Mathematics
DISTINCTION EARNED
Academic Achievement in Science
NO DISTINCTION EARNED
Academic Achievement in Social Studies
DISTINCTION EARNED
Top 25 Percent Student Progress
DISTINCTION EARNED
Top 25 Percent Closing Performance Gaps
DISTINCTION EARNED
Postsecondary Readiness
DISTINCTION EARNED

Performance Index Report



Campus Demographics

Campus Type	High School
Campus Size	354 Students
Grade Span	09 - 12
Percent Economically Disadvantaged	58.5
Percent English Language Learners	1.1
Mobility Rate	18.3

Performance Index Summary

Index	Points Earned	Maximum Points	Index Score
1 - Student Achievement	410	531	77
2 - Student Progress	149	400	37
3 - Closing Performance Gaps	381	800	48
4 - Postsecondary Readiness			
STAAR Score	13.3		
Graduation Rate Score	25.0		
Graduation Plan Score	23.7		
Postsecondary Component Score	21.9		84

System Safeguards

Number and Percentage of Indicators Met	
Performance Rates	13 out of 15 = 87%
Participation Rates	9 out of 9 = 100%
Graduation Rates	3 out of 3 = 100%
Total	25 out of 27 = 93%

For further information about this report, please see the Performance Reporting Division website at <https://rptsvr1.tea.texas.gov/perfreport/account/2016/index.html>

TEXAS EDUCATION AGENCY
2016 Accountability Summary
 MALAKOFF MIDDLE (107906041) - MALAKOFF ISD

Accountability Rating

Met Standard

Met Standards on

- Student Achievement
- Closing Performance Gaps
- Postsecondary Readiness

Did Not Meet Standards on

- Student Progress

In 2016, to receive a Met Standard or Met Alternative Standard rating, districts and campuses must meet targets on three indexes: Index 1 or Index 2 and Index 3 and Index 4.

Distinction Designation



Academic Achievement in ELA/Reading

NO DISTINCTION EARNED

Academic Achievement in Mathematics

DISTINCTION EARNED

Academic Achievement in Science

DISTINCTION EARNED

Academic Achievement in Social Studies

NO DISTINCTION EARNED

Top 25 Percent Student Progress

NO DISTINCTION EARNED

Top 25 Percent Closing Performance Gaps

DISTINCTION EARNED

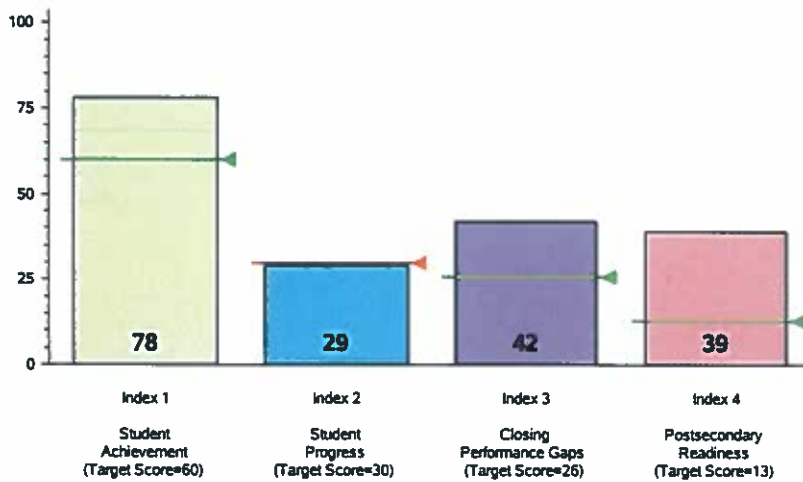
Postsecondary Readiness

DISTINCTION EARNED

Campus Demographics

Campus Type	Middle School
Campus Size	271 Students
Grade Span	06 - 08
Percent Economically Disadvantaged	60.9
Percent English Language Learners	0.7
Mobility Rate	20.3

Performance Index Report



Performance Index Summary

Index	Points Earned	Maximum Points	Index Score
1 - Student Achievement	597	768	78
2 - Student Progress	287	1,000	29
3 - Closing Performance Gaps	763	1,800	42
4 - Postsecondary Readiness			
STAAR Score	38.5		
Graduation Rate Score	N/A		
Graduation Plan Score	N/A		
Postsecondary Component Score	N/A		39

System Safeguards

Number and Percentage of Indicators Met

Performance Rates	19 out of 21 = 90%
Participation Rates	12 out of 12 = 100%
Graduation Rates	N/A
Total	31 out of 33 = 94%

For further information about this report, please see the Performance Reporting Division website at <https://rptsvr1.tea.texas.gov/perfreport/account/2016/index.html>

TEXAS EDUCATION AGENCY
2016 Accountability Summary
 MALAKOFF EL (107906102) - MALAKOFF ISD

Accountability Rating

Met Standard

Met Standards on	Did Not Meet Standards on
- Student Achievement	- NONE
- Student Progress	
- Closing Performance Gaps	
- Postsecondary Readiness	

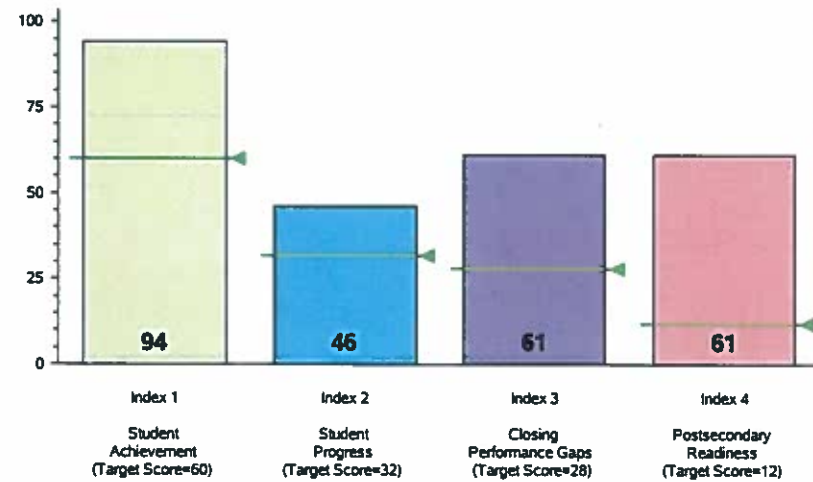
In 2016, to receive a Met Standard or Met Alternative Standard rating, districts and campuses must meet targets on three indexes: Index 1 or Index 2 and Index 3 and Index 4.

Distinction Designation



Academic Achievement in ELA/Reading	DISTINCTION EARNED
Academic Achievement in Mathematics	DISTINCTION EARNED
Academic Achievement in Science	DISTINCTION EARNED
Academic Achievement in Social Studies	NOT ELIGIBLE
Top 25 Percent Student Progress	DISTINCTION EARNED
Top 25 Percent Closing Performance Gaps	DISTINCTION EARNED
Postsecondary Readiness	DISTINCTION EARNED

Performance Index Report



Campus Demographics

Campus Type	Elementary
Campus Size	459 Students
Grade Span	EE - 05
Percent Economically Disadvantaged	65.1
Percent English Language Learners	10.9
Mobility Rate	19.9

Performance Index Summary

Index	Points Earned	Maximum Points	Index Score
1 - Student Achievement	504	534	94
2 - Student Progress	458	1,000	46
3 - Closing Performance Gaps	1,215	2,000	61
4 - Postsecondary Readiness			
STAAR Score	61.3		
Graduation Rate Score	N/A		
Graduation Plan Score	N/A		
Postsecondary Component Score	N/A		61

System Safeguards

Number and Percentage of Indicators Met	
Performance Rates	18 out of 18 = 100%
Participation Rates	12 out of 12 = 100%
Graduation Rates	N/A
Total	30 out of 30 = 100%

For further information about this report, please see the Performance Reporting Division website at <https://rptsrv1.tea.texas.gov/perfreport/account/2016/index.html>

TEXAS EDUCATION AGENCY

2016 Accountability Summary

TOOL EL (107906104) - MALAKOFF ISD

Accountability Rating

Met Standard

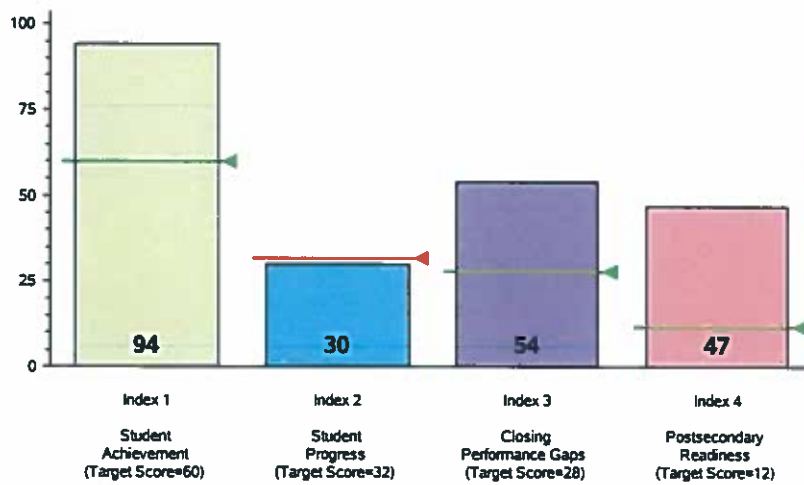
Met Standards on	Did Not Meet Standards on
<ul style="list-style-type: none"> - Student Achievement - Closing Performance Gaps - Postsecondary Readiness 	<ul style="list-style-type: none"> - Student Progress
In 2016, to receive a Met Standard or Met Alternative Standard rating, districts and campuses must meet targets on three indexes: Index 1 or Index 2 and Index 3 and Index 4.	

Distinction Designation



Academic Achievement in ELA/Reading
DISTINCTION EARNED
Academic Achievement in Mathematics
NO DISTINCTION EARNED
Academic Achievement in Science
NO DISTINCTION EARNED
Academic Achievement in Social Studies
NOT ELIGIBLE
Top 25 Percent Student Progress
NO DISTINCTION EARNED
Top 25 Percent Closing Performance Gaps
DISTINCTION EARNED
Postsecondary Readiness
DISTINCTION EARNED

Performance Index Report



Campus Demographics

Campus Type	Elementary
Campus Size	206 Students
Grade Span	PK - 05
Percent Economically Disadvantaged	76.7
Percent English Language Learners	2.9
Mobility Rate	25.7

Performance Index Summary

Index	Points Earned	Maximum Points	Index Score
1 - Student Achievement	194	207	94
2 - Student Progress	118	400	30
3 - Closing Performance Gaps	430	800	54
4 - Postsecondary Readiness			
STAAR Score	46.5		
Graduation Rate Score	N/A		
Graduation Plan Score	N/A		
Postsecondary Component Score	N/A		47

System Safeguards

Number and Percentage of Indicators Met	
Performance Rates	8 out of 8 = 100%
Participation Rates	6 out of 6 = 100%
Graduation Rates	N/A
Total	14 out of 14 = 100%

For further information about this report, please see the Performance Reporting Division website at <https://rptsvr1.tea.texas.gov/perfreport/account/2016/index.html>