



March 8, 2022

# Superintendent's Report





# Around the Schools



Congratulations to all 25 teams from Amphitheater that competed in the Odyssey of the Mind Regional Competition hosted at Canyon del Oro High School on Saturday. Shown here are students from (left to right) Amphi Middle, Rio Vista and Innovation Academy. 17 Amphitheater teams are moving on to the state level competition, also to be held at CDO on March 26. Several of our teams earned special awards. Rio Vista's Classics team received the Ranatra Fusca Award, the highest award possible in OM for outstanding creativity.





# Around the Schools



We are proud of all of our elementary school track and field competitors who participated in the Amphi District Track Meet last week. It was a beautiful (and very windy) day. Special thanks to all of the volunteers, staff and CDO students who helped make this annual event happen.







# Around the Schools



The student auto clubs at Canyon del Oro and Amphitheater High hosted a “Diamonds in the Desert” car show at Tucson Mall over the weekend. More than 160 vehicles participated in the fundraiser for the clubs. Ironwood Ridge also had a role, providing the tunes for the event. It was a great example of our CTE programs at work: Automotive Diesel Technologies at AHS, Automotive Technologies at CDO and Audio Production at IRHS.







# Thank You



As part of our 2-22-22 celebration, schools collected items for the Community Food Bank and socks and underwear for the Amphi Foundation's clothing bank. Families throughout the District donated nearly 300 pounds of food. Walker Elementary, alone, collected 460 food items and \$500 for the Food Bank. At Innovation Academy, the Student Council and National Elementary Honor Society ran an underwear drive for the whole month of February, collecting 2,574 pairs for the clothing bank.





# Thank You



Thank you to the Oro Valley Police Department and Golder Ranch Fire Department for hosting a kickball tournament they called Guns & Hoses to benefit Project Grad at our three high schools. The tournament pitted “Donut Enthusiasts” against “Kitten Rescuers” (their words) and also included teams from the Tucson Police Department, Marana Police Department and Northwest Fire Department. And we can’t forget Norman the Nighthawk from Ironwood Ridge, who also took field! Over \$13,000 was raised at this event!




# Upcoming Event




The Amphi Foundation's annual gala is back this year! The event is a key fundraiser for the Foundation, a 501(c)(3) charity, which is an incredible support and resource for our schools in three key areas: Student preparedness, innovative learning spaces, and educational support and opportunities for students to become Career, College and Community ready.

The Foundation has invested more than \$1 million in our District programs, classrooms and students over the past 5 years.

You can help by attending the Amphi Foundation Gala or providing sponsor support. Tickets and information are available at [amphifoundation.org](http://amphifoundation.org).



# Pandemic Update: Greatly Improving Conditions





# Improving Conditions, Changing Data

- Both Pima County and the State have significantly changed how they are presenting the data
- The State's "easy read" chart of cases/100K and % test positivity are no longer being published
- The County's previous 9-factor "red/yellow/green" charts have been reduced to 6 factors

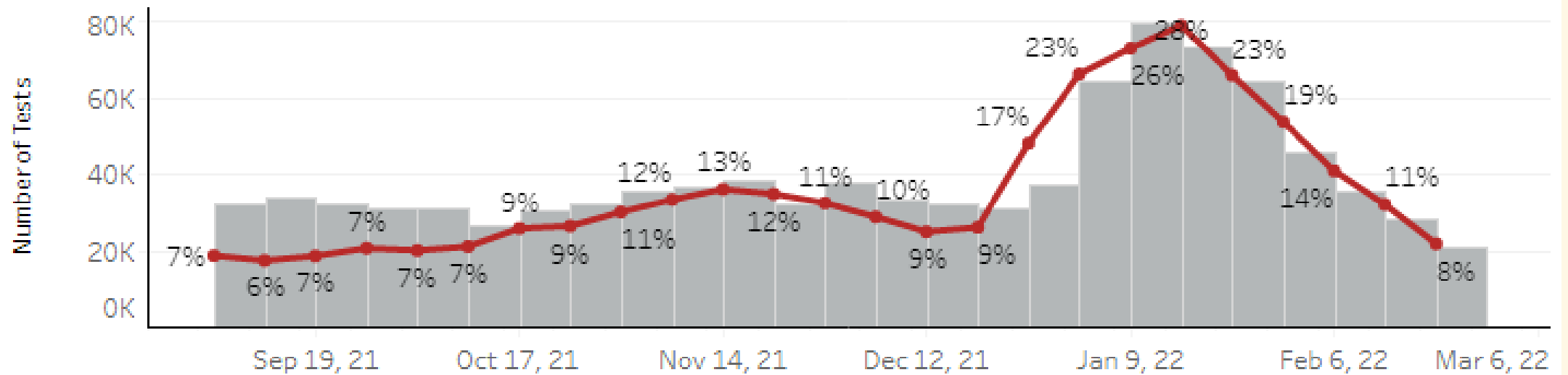


# Pima County Test (+) Rate (State Report)

Total % Positive COVID-19 Diagnostic Tests: **14.8%**

■ COVID-19 tests completed and ■ Percent positive by week

Percent positive is the number of positive tests in Electronic Laboratory Reporting (ELR), out of all COVID-19 tests reported via ELR. Diagnostic tests include PCR and antigen testing.







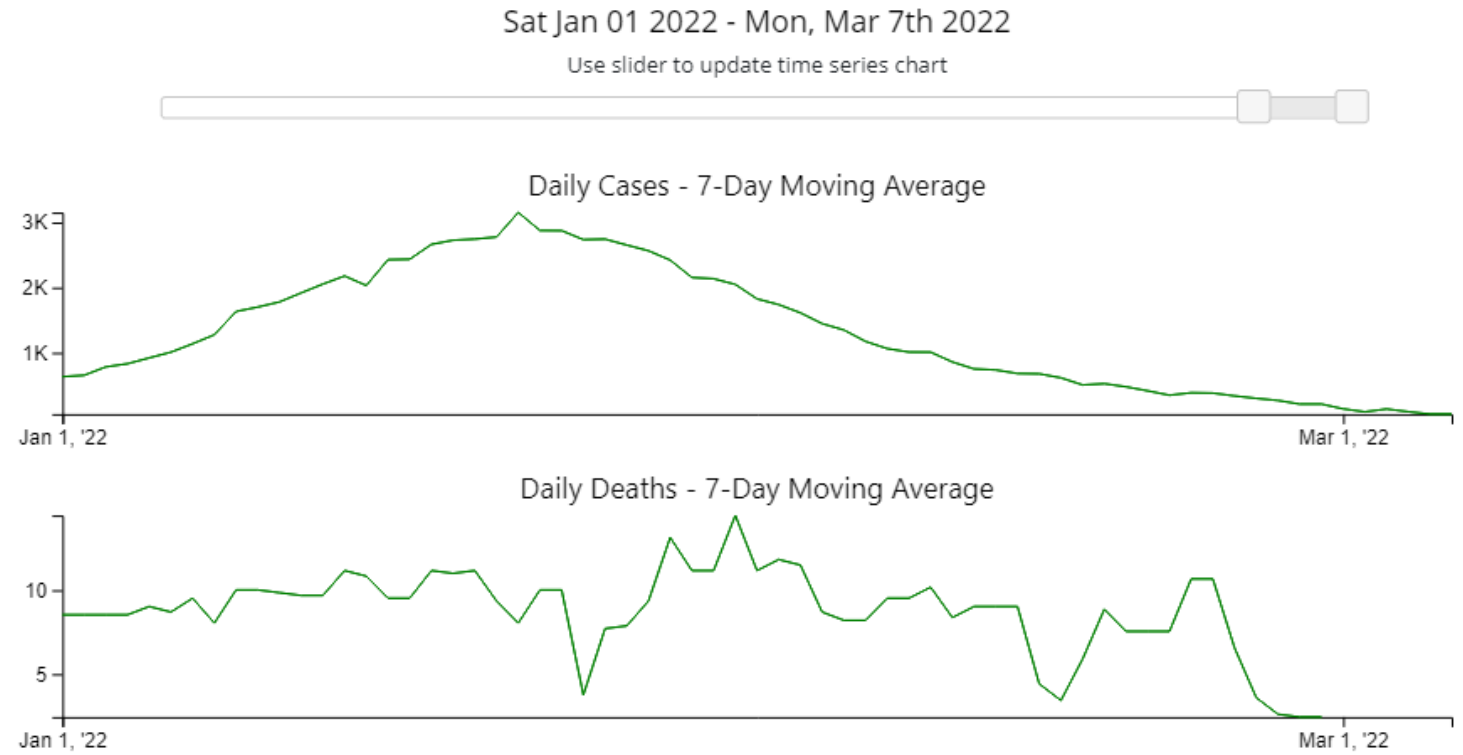
# Pima County Case/Death Rates (CDC Report)

## Cases & Deaths in Pima County, Arizona

Data through Mon Mar 07 2022

<b>Total Cases</b>	459
Case Rate (last 7 days)	43.83
% Change (last 7 days)	-67.9

<b>Total Deaths</b>	<10
Death Rate (last 7 days)	0.00
% Change (last 7 days)	-100



# Pima County Metric Charts

## COVID RISK

### MEDIUM

Pima County has a medium transmission rate of COVID-19



Pima County average daily COVID-19 cases for previous week, per 100,000:

2 Mar. 64.6

23 Feb. 238.7

▼ 72.9 percent decrease

COVID-19 cases per 100K people in the past seven days

Criteria met

Criteria not met

Percent Positivity

New COVID-19 admissions per 100k in previous seven days

Criteria met

Criteria not met

Percent of inpatient beds occupied by a COVID-19 patient

Timely case investigation

Criteria met

Criteria not met

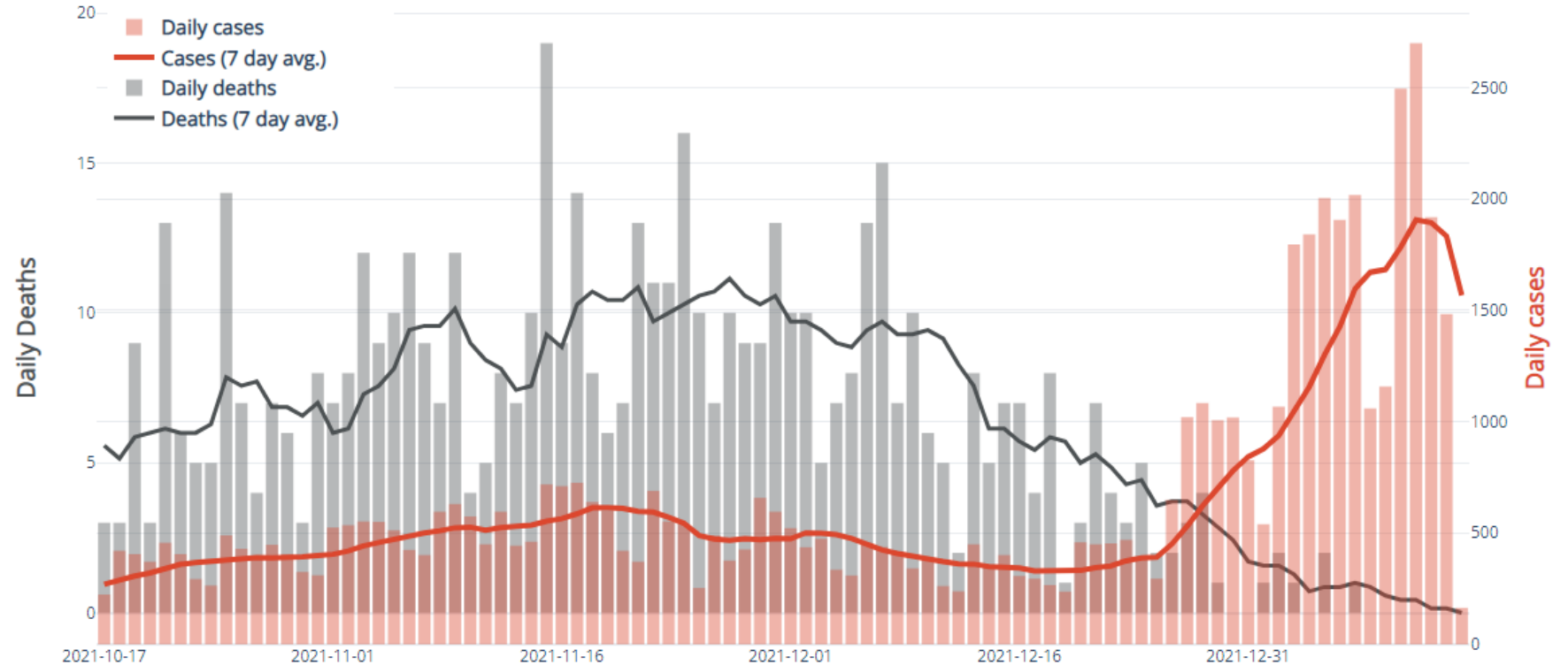
Five years and older with complete initial vaccine series




# Long Term Data: Last 90 Days in Pima County

Last 90 days  
of cases and  
deaths

## Cases and Deaths



Entire  
pandemic

 **TOTAL CASES**  
**200,095**

 **TOTAL DEATHS**  
**3,345**

**FEMALE CASES**  
**52.12 %**

**MALE CASES**  
**46.74 %**

**<5 YEARS**  
**2.15 %**

**05-19 YEARS**  
**17.03 %**

**20-44 YEARS**  
**44.11 %**

**45-54 YEARS**  
**13.04 %**

**55-64 YEARS**  
**11.07 %**

**65+ YEARS**  
**12.40 %**

# Amphi District Cases -- Last Two Board Meetings and Currently



**1**

Active cases in Employees

Equates to .05% of Employees




**1**


Active cases in Students

Equates to 0.01% of the Student Population





# ESSER Grants






# Falsehoods vs. Facts

- The District had to/did agree to require masks in order to receive ESSER funds.
  - **FALSE.**
  - There was no such requirement from the state or federal governments, and the District has never entered into such an agreement.
- The District has no transparency on its use of ESSER funds.
  - **FALSE.**
  - On October 26, 2021, the Administration presented the District's proposed ESSER grant fund uses to the Governing Board at its public meeting.
  - The proposal followed the results of a survey sent to the community regarding potential uses. 3,000 people participated in the survey, 80% of whom identified themselves as parents. The results of the survey were publicly presented on October 26th.
  - The District's use of ESSER funds is subject to strict state and federal scrutiny and use requirements. The District's budgets have been approved for all three ESSER grants according to those requirements.
  - The Governing Board, on multiple occasions, has also approved individual budget expenditures from ESSER funds based on the approved budgets.
  - The District's uses of ESSER funds (I, II, and III) are clearly displayed on the District's website – where they have been posted since October 23, 2021.



# Falsehoods vs. Facts

[District Home](#) [Our Schools](#) [Translate Language](#) [Sign In](#) [Search](#)

 **Amphitheater Public Schools**  
Dedicated to excellence in education

[Our District](#) [Governing Board](#) [Superintendent](#) [Schools](#) [Families](#) [Departments](#) [Employment](#)  
[Employees](#) [Enroll](#) [I would like to...](#)

[Home](#) > [Families](#) > [COVID-19 \(Coronavirus\) Information](#) > [Federal Funding Update](#) [Popular Links](#)

## COVID-19 (Coronavirus) Information

- [Overview](#)
- [Health and Safety Measures at Amphi](#)
- [Free Educational Resources](#)
- [Hotlines](#)
- [Amphi Covid Case Dashboard](#)
- [Student Face Covering Accommodation Request Information](#)
- [Family Resources](#)

### Review of Federal COVID Relief Funding

Below is a summary of how much money the Amphitheater School District has received from the ESSER I, II and III grants and how the funds have or will be spent. Please note that District conducted a survey of families, staff and the community for input on how dollars should be allocated. Results of the survey were presented at the Oct. 26 Governing Board meeting.


#### Elementary and Secondary School Emergency Relief (ESSER I) Fund \$3,173,678

Funds will remain available through September 30, 2022.

- o \$2,711,363 Salary and Benefits: The salary and benefits for twenty-four teachers were provided by these funds. Additional hours for Counseling, Technology, Health and Custodial staff.
- o \$94,372 Bottle filling stations: The funds purchased 35 single level stations and 26 double level stations.
- o \$367.943 Purchase Service and Supplies: The funds purchased 1,600 Webcams, Waterford and Pearson online programs, liability insurance, Zoom licenses and professional development.

#### Elementary and Secondary School Emergency Relief (ESSER II) Fund \$13,002,600





# Questions?

