



# **COTW: EDUCATION COMMITTEE**

**October 9, 2024**





# AGENDA

Early Childhood Programs  
i-Ready Data





## **MISSION OF EC PROGRAM**

**The mission of the Harlem Consolidated School District  
Early Childhood Program is to create a foundation  
where we intentionally partner with families and  
community members to foster student academic and  
social emotional growth in a safe, equitable learning  
environment so that diverse learners will reach their  
unlimited potential.**



## **WHAT IS PFA?**

- **Preschool For All (PFA) is a grant funded program**
- **The program has been designed to meet the learning and developmental needs of children aged 3-5**
- **There is no cost to families**
- **The Harlem School District has 360 PFA seats spread across 9 classrooms at Parker Center and Maple Elementary**








## ELIGIBILITY FOR PFA

- The free screening is conducted to identify children who may have, or be at risk, for speech, vision, hearing, learning, or behavioral needs.
- The outcomes of screening may include the assurance that development is within normal range, a recommendation for rescreening, or the recommendation of additional evaluation by the School District or Child and Family Connections.
- After the screening, the team determines, based on data, if the child qualifies or is put on the waitlist.





## THE FOCUS OF EARLY CHILDHOOD CLASSROOMS

- Personal Care Routines
- Language-Reasoning
- Mathematics
- Music
- Art
- Science
- Gross Motor
- Interaction





## **MISSION OF PREVENTION INITIATIVE PROGRAM**

**The mission of the Prevention Initiative Program in the Harlem School District is to guide children ages birth to three to become successful lifelong learners by fostering positive relationships among children, their families, the school, and the community.**





## WHAT IS PI?

- The BabyTALK Home Visit Program is a free program provided by the Prevention Initiative Grant
- PI provides services to families who are expecting a new baby or have children under the age of three years old
- Services include in home support and information for families that can help their child's learning, development and success in school
- The program has 4.5 home visitors with the ability to serve 90 children and 1.0 home visitor that is able to serve 20 Spanish speaking families







## ELIGIBILITY FOR PI

- The free screening is conducted to identify families that would benefit from additional support
- The outcomes of screening may include the assurance that development is within normal range or a recommendation for an additional evaluation through Early Intervention services
- After the screening, the team determines, based on data, if the child qualifies for weekly or bi-weekly services or is put on the waitlist





## **SERVICES PROVIDED THROUGH PI**

- In home activities and information that promote positive parent-child interaction, bonding, and attachment
- Ideas and activities that stimulate the child's learning and development
- Referral to appropriate services (when needed) for developmental delays
- Writing family goals and assistance in achieving those goals
- Linking families to appropriate community resources
- Information to support home management skills
- Developmental screenings





# 1ST BENCHMARK

i-Ready Data




# DISTRICT WIDE

## Overall Placement

Students Assessed/Total: 3,898/3,973

## Reading



## Overall Placement

Students Assessed/Total: 3,897/3,973

## Math





# GROWTH GOALS

Building	23-24 Actual Typical Growth Math	24-25 Goal Typical Growth Goal Math	23-24 Actual Typical Growth Reading	24-25 Goal Typical Growth Goal Reading
HMS	52%	57%	60%	65%
Loves Park	56%	61%	56%	61%
Machesney	60%	65%	67%	72%
Maple	61%	66%	68%	73%
Marquette	63%	68%	68%	73%
Olson Park	56%	61%	65%	70%
Parker Center	63%	68%	64%	69%
Ralston	65%	70%	70%	75%
Rock Cut	62%	67%	62%	67%
Windsor	54%	59%	56%	61%

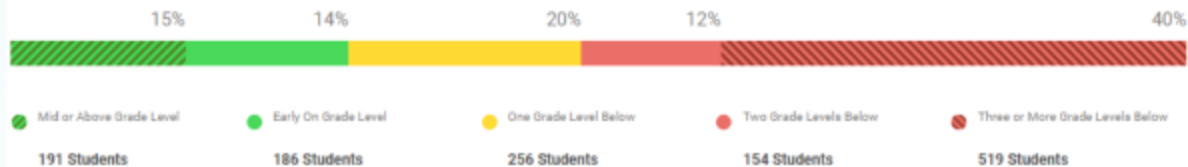


# HARLEM MIDDLE SCHOOL

## Overall Placement

Students Assessed/Total: 1,306/1,329

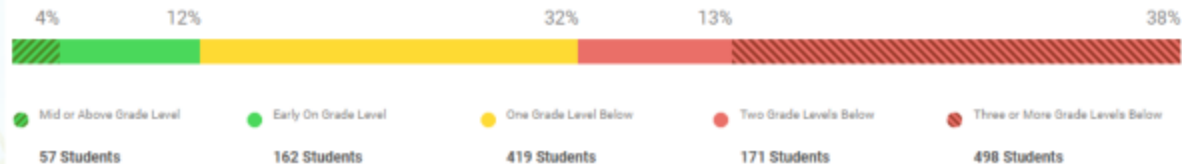
## Reading



## Overall Placement

Students Assessed/Total: 1,307/1,329

## Math




# PARKER CENTER

## Overall Placement

Students Assessed/Total: 418/429

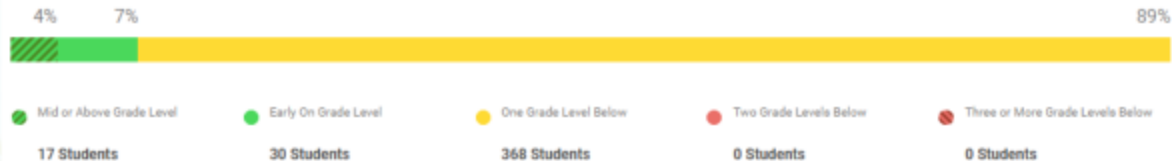
## Reading



## Overall Placement

Students Assessed/Total: 415/429

## Math

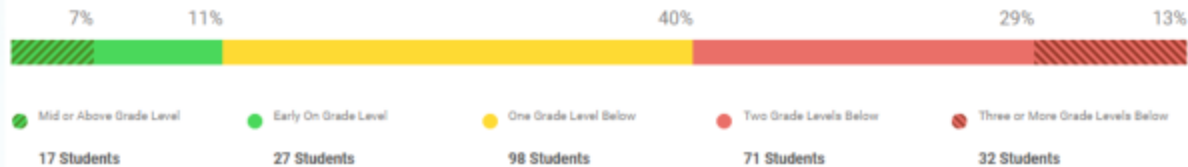


# LOVES PARK

## Overall Placement

Students Assessed/Total: 245/277

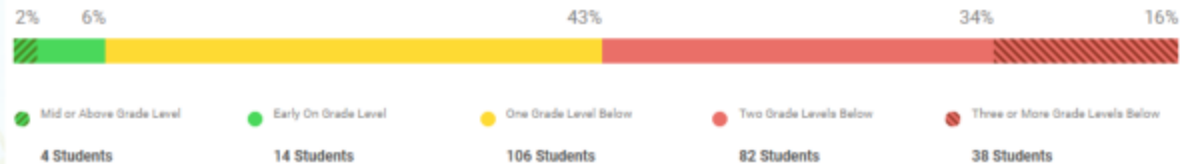
## Reading



## Overall Placement

Students Assessed/Total: 244/277

## Math






# MACHESNEY

## Overall Placement

Students Assessed/Total: 357/358

## Reading



## Overall Placement

Students Assessed/Total: 358/358

## Math




# MAPLE

## Overall Placement

Students Assessed/Total: 210/212

## Reading



## Overall Placement

Students Assessed/Total: 210/212

## Math



# MARQUETTE

## Overall Placement

Students Assessed/Total: 267/268

## Reading



## Overall Placement

Students Assessed/Total: 267/268

## Math

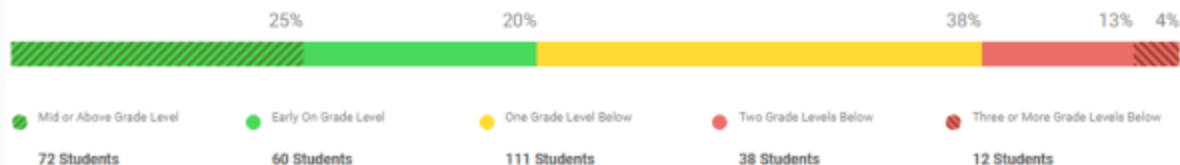


# OLSON PARK

## Overall Placement

Students Assessed/Total: 293/293


## Reading



## Overall Placement

Students Assessed/Total: 293/293

## Math





# RALSTON

## Overall Placement

Students Assessed/Total: 232/232

## Reading



## Overall Placement

Students Assessed/Total: 232/232

## Math



# ROCK CUT

## Overall Placement

Students Assessed/Total: 260/261

## Reading



## Overall Placement

Students Assessed/Total: 260/261

## Math



# WINDSOR

## Overall Placement

Students Assessed/Total: 311/315

## Reading



## Overall Placement

Students Assessed/Total: 312/315

## Math





THANK  
YOU

