

	A	B	C	D	E	F	G	H	I
1	MINEOLA INDEPENDENT SCHOOL DISTRICT								
2	2013-2014 BUDGET								
3	AS OF 1/31/14								
4									
5									
6									
7	GENERAL FUND								
8	FUND 199					BUDGETED	EXPENDED	ENCUMBERED/ ACCRUED	BALANCE
9									
10	<i>11-INSTRUCTION</i>								
11									
12	SUBSTITUTES					122,400.00	36,095.95	0.00	86,304.05
13	SALARIES					5,798,824.00	2,055,206.85	741,064.74	3,002,552.41
14	FIMM					80,634.00	25,976.44	0.00	54,657.56
15	HEALTH INSURANCE					410,875.00	152,778.30	0.00	258,096.70
16	WORKER'S COMPENSATION					29,456.00	0.00	0.00	29,456.00
17	TRS ON-BEHALF					579,675.00	0.00	0.00	579,675.00
18	UNEMPLOYMENT					5,155.00	4,658.80	0.00	496.20
19	TEACHER RETIREMENT/TRS CARE					87,758.00	39,003.99	0.00	48,754.01
20	PERSONAL DAYS					47,732.00	0.00	0.00	47,732.00
21	TOTAL					7,162,509.00	2,313,720.33	741,064.74	4,107,723.93
22									
23	FINGERPRINTING-HS					0.00	0.00	0.00	0.00
24	FINGERPRINTING-MS					0.00	0.00	0.00	0.00
25	FINGERPRINTING-PS					0.00	0.00	0.00	0.00
26	FINGERPRINTING-ES					0.00	0.00	0.00	0.00
27	CONT SERV-CIS-HS					0.00	0.00	0.00	0.00
28	STUDENT TUTION-HS					0.00	0.00	0.00	0.00
29	COMPUTER AND COPIER REPAIR/MAINT-HS					5,500.00	5,034.89	0.00	465.11
30	COMPUTER AND COPIER REPAIR/MAINT-MS					5,500.00	4,000.00	0.00	1,500.00
31	COMPUTER AND COPIER REPAIR/MAINT-PS					5,500.00	4,089.95	0.00	1,410.05
32	COMPUTER AND COPIER REPAIR/MAINT-ES					5,500.00	4,254.96	289.95	955.09
33	GENERAL REPAIR-HS					4,500.00	0.00	0.00	4,500.00
34	CONTRACTED SERVICE-DRAMA					0.00	0.00	0.00	0.00
35	BAND INSTRUMENT REPAIR-HS					4,500.00	624.00	643.70	3,232.30
36	BAND INSTRUMENT REPAIR-MS					3,500.00	389.50	956.50	2,154.00
37	REPAIR-HS-SCIENCE					0.00	0.00	0.00	0.00
38	REPAIR-MS-SCIENCE					0.00	0.00	0.00	0.00
39	PHOTOGRAPHY REPAIR/MAINT-HS					0.00	0.00	0.00	0.00
40	REPAIR-CAREER & TECH-HS					0.00	0.00	0.00	0.00
41	VO AG-MAINT-HS					1,000.00	0.00	0.00	1,000.00
42	HOMEMAKING MAINT-HS					750.00	0.00	0.00	750.00
43	AUTO MECH MAINT-HS					1,000.00	748.18	0.00	251.82
44	REPAIR-HS-DE					0.00	0.00	0.00	0.00
45	REPAIR-HS-SP ED					350.00	0.00	0.00	350.00
46	REPAIR-MS-SP ED					0.00	0.00	0.00	0.00
47	RENTAL DRIVER'S ED-HS					0.00	0.00	0.00	0.00
48	CONT-SERV-COMPUTERS-HS					6,000.00	490.00	0.00	5,510.00
49	CONT SERV-COMPUTERS-HS C/T					0.00	0.00	0.00	0.00
50	CONT SERV-COMPUTERS-HS ALLOTMENT					34,000.00	1,375.00	0.00	32,625.00

	A	B	C	D	E	F	G	H	I
51	CONT-SERV-COMPUTERS-HS-ST COMP					0.00	0.00	0.00	0.00
52	CONT SERV-COMPUTERS-MS					12,500.00	3,987.32	0.00	8,512.68
53	CONT SERV-COMPUTERS-MS-ST COMP					0.00	0.00	0.00	0.00
54	CONT SERV-COMPUTERS-PS					12,500.00	3,320.07	0.00	9,179.93
55	CONT SERV-COMPUTERS-PS ESL					0.00	0.00	0.00	0.00
56	CONT SERV-COMPUTERS-PS-ST COMP					0.00	0.00	0.00	0.00
57	CONT SERV-COMPUTERS- ES					14,000.00	4,383.24	0.00	9,616.76
58	CONT SERV-COMPUTERS-ES-ESL					0.00	0.00	0.00	0.00
59	CONT SERV-COMPUTERS-ES-ST COMP					0.00	0.00	0.00	0.00
60	CONT SERV-TECHNOLOGY-HS					5,000.00	0.00	0.00	5,000.00
61	CONT SERV-TECHNOLOGY-MS					5,000.00	119.99	0.00	4,880.01
62	CONT SERV-TECHNOLOGY-PS					5,000.00	183.98	0.00	4,816.02
63	CONT SERV-TECHNOLOGY-ES					5,000.00	0.00	0.00	5,000.00
64	TOTAL					136,600.00	33,001.08	1,890.15	101,708.77
65									
66	INST SUPPLIES-HS					14,000.00	4,375.16	104.64	9,520.20
67	INST SUPPLIES-HS-G/T					100.00	53.97	0.00	46.03
68	INST SUPPLIES-HS-ESL					300.00	0.00	0.00	300.00
69	INST SUPPLIES-HS-ST COMP					2,500.00	115.54	32.97	2,351.49
70	INST SUPPLIES-HS-ENTENDED DAY					1,500.00	0.00	0.00	1,500.00
71	INST SUPPLIES-HS ALLOTMENT					10,000.00	0.00	0.00	10,000.00
72	INST SUPPLIES-MS					12,500.00	3,774.29	0.00	8,725.71
73	INST SUPPLIES-MS-G/T					1,600.00	1,399.99	0.00	200.01
74	INST SUPPLIES-MS-ESL					300.00	0.00	0.00	300.00
75	INST SUPPLIES-MS-ST COMP					2,000.00	0.00	0.00	2,000.00
76	INST SUPPLIES-MS-EXTENDED DAY					1,500.00	177.84	0.00	1,322.16
77	INST SUPPLIES-PS					18,000.00	4,612.50	560.56	12,826.94
78	INST SUPPLIES-PS-G/T					500.00	0.00	0.00	500.00
79	INST SUPPLIES-PS-ESL					500.00	0.00	0.00	500.00
80	INST SUPPLIES-PS-ST COMP					1,000.00	0.00	0.00	1,000.00
81	INST SUPPLIES-PS-AFTER SCHOOL					1,500.00	0.00	0.00	1,500.00
82	INST SUPPLIES-ES					18,000.00	6,293.69	0.00	11,706.31
83	INST SUPPLIES-ES-G/T					500.00	224.49	0.00	275.51
84	INST SUPPLIES-ES-ESL					300.00	0.00	0.00	300.00
85	INST SUPPLIES-ES-ST COMP					2,000.00	0.00	0.00	2,000.00
86	INST SUPPLIES-ES-AFTER SCHOOL					1,500.00	0.00	0.00	1,500.00
87	IST SUPPLIES-CURRICULUM-ES					600.00	0.00	0.00	600.00
88	SUPPLIES-DISTRICT					0.00	0.00	0.00	0.00
89	GENERAL SUPPLIES-HS					9,760.05	0.00	0.00	9,760.05
90	GENERAL SUPPLIES-MS					5,000.00	0.00	0.00	5,000.00
91	GENERAL SUPPLIES-PS					5,000.00	0.00	0.00	5,000.00
92	GENERAL SUPPLIES-ES					5,000.00	0.00	0.00	5,000.00
93	ENGLISH-HS					600.00	151.80	0.00	448.20
94	ENGLISH-MS					500.00	131.17	0.00	368.83
95	SPEECH-HS					50.00	0.00	0.00	50.00
96	SPEECH-MS					200.00	0.00	0.00	200.00
97	JOURNALISM-HS					300.00	300.00	0.00	0.00
98	JOURNALISM-MS					0.00	0.00	0.00	0.00
99	DRAMA-HS					4,100.00	961.82	0.00	3,138.18

	A	B	C	D	E	F	G	H	I
100	DRAMA-MS					250.00	0.00	0.00	250.00
101	READING-MS					750.00	0.00	221.65	528.35
102	SPANISH-HS					200.00	0.00	0.00	200.00
103	BAND-HS					14,682.25	2,630.17	10,540.21	1,511.87
104	CHOIR-HS					1,000.00	169.20	284.76	546.04
105	BAND-MS					5,000.00	2,071.60	603.70	2,324.70
106	CHOIR-MS					1,000.00	121.29	123.98	754.73
107	HISTORY-HS					250.00	0.00	0.00	250.00
108	HISTORY-MS					500.00	0.00	0.00	500.00
109	MATH-HS					3,870.00	146.67	233.06	3,490.27
110	MATH-MS					1,500.00	379.72	0.00	1,120.28
111	ART-HS					1,234.00	0.00	0.00	1,234.00
112	ART-MS					1,000.00	391.80	0.00	608.20
113	ART-PS					2,400.00	1,181.82	0.00	1,218.18
114	ART-ES					600.00	453.78	0.00	146.22
115	SCIENCE-HS					4,536.00	1,573.74	7.50	2,954.76
116	SCIENCE-MS					2,320.00	1,805.59	0.00	514.41
117	SCIENCE-ES					2,500.00	242.49	240.00	2,017.51
118	MUSIC-PS					500.00	0.00	0.00	500.00
119	MUSIC-ES					500.00	83.06	0.00	416.94
120	PE-HS					739.95	690.57	0.00	49.38
121	PE-MS					750.00	0.00	0.00	750.00
122	PE-PS					750.00	0.00	0.00	750.00
123	PE-ES					700.00	687.28	0.00	12.72
124	INST HEALTH-HS					0.00	0.00	0.00	0.00
125	BUSINESS DEPT-HS					1,000.00	181.11	100.00	718.89
126	KEYBOARDING-MS					500.00	0.00	0.00	500.00
127	HEALTH-HS					0.00	0.00	0.00	0.00
128	SIXTH GRADE-MS					0.00	0.00	0.00	0.00
129	PRE-K-PS					500.00	0.00	0.00	500.00
130	KINDERGARTEN-PS					3,000.00	920.59	30.00	2,049.41
131	FIRST GRADE-PS					3,500.00	545.12	264.77	2,690.11
132	SECOND GRADE-PS					3,000.00	151.46	60.00	2,788.54
133	HEAD START-PS					600.00	193.09	0.00	406.91
134	THIRD GRADE-ES					3,500.00	210.97	457.24	2,831.79
135	FOURTH GRADE-ES					3,000.00	0.00	0.00	3,000.00
136	FIFTH GRADE-ES					3,000.00	1,209.77	0.00	1,790.23
137	COMPUTER LAB-MS					500.00	0.00	0.00	500.00
138	COMPUTER LAB-PS					900.00	0.00	0.00	900.00
139	COMPUTER LAB-ES					2,000.00	0.00	0.00	2,000.00
140	CAREER & TECH-HS					0.00	0.00	0.00	0.00
141	VO AGRICULTURE-HS					2,000.00	1,545.31	0.00	454.69
142	HOMEMAKING-HS					2,500.00	1,469.78	0.00	1,030.22
143	AUTO MECH-HS					2,000.00	863.20	200.00	936.80
144	D E -HS					1,000.00	0.00	0.00	1,000.00
145	SPEECH THERAPHY-PS					0.00	0.00	0.00	0.00
146	SPEECH THERAPHY-ES					0.00	0.00	0.00	0.00
147	CONTENT MASTERY-HS					0.00	0.00	0.00	0.00
148	SPECIAL ED-HS					2,000.00	99.00	257.07	1,643.93
149	SPECIAL ED-MS					2,000.00	0.00	0.00	2,000.00
150	SPECIAL ED-PS					750.00	0.00	429.00	321.00

	A	B	C	D	E	F	G	H	I
151	SPECIAL ED-ES					2,000.00	0.00	0.00	2,000.00
152	SUPPLIES-HS-SCIENCE-RENOVATIONS					0.00	0.00	0.00	0.00
153	SUPPLIES-TECHNOLOGY-HS**					10,000.00	4,880.32	1,192.56	3,927.12
154	SUPPLEIS-TECHNOLOGY-HS C/T					0.00	0.00	0.00	0.00
155	SUPPLIES-TECHNOLOGY-MS**					10,000.00	4,947.07	1,192.56	3,860.37
156	SUPPLIES-TECHNOLOGY-PS**					10,000.00	4,947.06	1,192.56	3,860.38
157	SUPPLIES-TECHNOLOGY-ES**					10,000.00	4,947.11	1,192.56	3,860.33
158	TOTAL					247,992.25	62,312.00	19,521.35	166,158.90
159									
160	GENERAL TRAVEL-HS					2,500.00	0.00	0.00	2,500.00
161	TRAVEL-BUSINESS-HS					0.00	0.00	0.00	0.00
162	TRAVEL-DRAFTING-HS					0.00	0.00	0.00	0.00
163	TRAVEL-VO AG-HS					5,000.00	2,613.43	0.00	2,386.57
164	TRAVEL-HOMEMAKING-HS					2,000.00	21.08	0.00	1,978.92
165	TRAVEL-AUTO MECH-HS					0.00	0.00	0.00	0.00
166	TRAVEL-DE-HS					1,000.00	0.00	0.00	1,000.00
167	TRAVEL-SP ED-NON EMPLOYEE					2,500.00	302.00	0.00	2,198.00
168	FEE/DUES-ES					0.00	0.00	0.00	0.00
169	GRADUATION EXPENSE					2,500.00	0.00	0.00	2,500.00
170	TOTAL					15,500.00	2,936.51	0.00	12,563.49
171									
172	VECHILE-VO AG					0.00	0.00	0.00	0.00
173	EQUIP/FURN>5,000-VO AG					0.00	0.00	0.00	0.00
174	FURN/EQUIP-HS					9,651.00	4,426.69	0.00	5,224.31
175	FURN/EQUIP-C/T					0.00	0.00	0.00	0.00
176	FURN/EQUIP-HS ALLOTMENT					10,000.00	0.00	0.00	10,000.00
177	FURN/EQUIP-MS					10,000.00	375.00	0.00	9,625.00
178	FURN/EQUIP-MS-ST COMP					0.00	0.00	0.00	0.00
179	FURN/EQUIP-PS					10,000.00	823.64	0.00	9,176.36
180	FURN/EQUIP-ES					10,000.00	375.00	0.00	9,625.00
181	FURN/EQUIP-DISTRICT WIDE					25,000.00	0.00	0.00	25,000.00
182	FURN/EQUIP-HS-ENGLISH					0.00	0.00	0.00	0.00
183	FURN/EQUIP-DRAMA					0.00	0.00	0.00	0.00
184	FURN/EQUIP-MS-READING					0.00	0.00	0.00	0.00
185	FURN/EQUIP-SPANISH					0.00	0.00	0.00	0.00
186	BAND INSTRUMENTS-HS					36,082.75	0.00	1,013.00	35,069.75
187	FURN/EQUIP-HS CHOIR					0.00	0.00	0.00	0.00
188	BAND INSTRUMENTS-MS					5,235.00	5,235.00	0.00	0.00
189	FURN/EQUIP-HS HISTORY					0.00	0.00	0.00	0.00
190	FURN/EQUIP-MS-HISTORY					0.00	0.00	0.00	0.00
191	FURN/EQUIP-HS-MATH					5,000.00	0.00	0.00	5,000.00
192	FURN/EQUIP-HS-ART					0.00	0.00	0.00	0.00
193	FURN/EQUIP-HS-SCIENCE					0.00	0.00	0.00	0.00
194	FURN/EQUIP-MS-SCIENCE					0.00	0.00	0.00	0.00
195	FURN/EQUIP-PS-MUSIC					0.00	0.00	0.00	0.00
196	FURN/EQUIP-ES-MUSIC					0.00	0.00	0.00	0.00
197	FURN/EQUIP-PS-PE					0.00	0.00	0.00	0.00
198	FURN/EQUIP-ES-PE					0.00	0.00	0.00	0.00
199	FURN/EQUIP-KEYBOARDING-MS					0.00	0.00	0.00	0.00
200	FURN/EQUIP-PS-PRE-K					0.00	0.00	0.00	0.00
201	FURN/EQUIP-PS-KINDERGARTEN					0.00	0.00	0.00	0.00

	A	B	C	D	E	F	G	H	I
202	FURN/EQUIP-PS-FIRST GRADE					0.00	0.00	0.00	0.00
203	FURN/EQUIP-PS-SECOND GRADE					0.00	0.00	0.00	0.00
204	FURN/EQUIP-HEAD START					0.00	0.00	0.00	0.00
205	FURN/EQUIP-ES-THIRD GRADE					0.00	0.00	0.00	0.00
206	FURN/EQUIP-ES-FOURTH GRADE					0.00	0.00	0.00	0.00
207	FURN/EQUIP-ES-FIFTH GRADE					0.00	0.00	0.00	0.00
208	FURN/EQUIP-HS-CAREER/TECH					0.00	0.00	0.00	0.00
209	FURN/EQUIP-VO AG					0.00	0.00	0.00	0.00
210	FURN/EQUIP-DE					0.00	0.00	0.00	0.00
211	FURN-EQUIP-HS-AUTO MECH					0.00	0.00	0.00	0.00
212	FURN/EQUIP-PS-SPEECH					0.00	0.00	0.00	0.00
213	FURN/EQUIP-HS-SP ED					349.00	349.00	0.00	0.00
214	FURN/EQUIP-MS-SP ED					0.00	0.00	0.00	0.00
215	FURN/EQUIP-PS-SP ED					0.00	0.00	0.00	0.00
216	FURN/EQUIP-ES-SP ED					0.00	0.00	0.00	0.00
217	FURN/EQUIP-HS-SCIENCE-RENOVATIONS					0.00	0.00	0.00	0.00
218	FURN/EQUIP-HS TECHNOLOGY**					45,000.00	5,319.00	0.00	39,681.00
219	FURN/EQUIP-HS-C/T					0.00	0.00	0.00	0.00
220	FURN/EQUIP-HS-ST COMP					0.00	0.00	0.00	0.00
221	FURN/EQUIP-MS TECHNOLOGY**					2,500.00	0.00	0.00	2,500.00
222	FURN/EQUIP-PS TECHNOLOGY**					2,500.00	0.00	0.00	2,500.00
223	FURN/EQUIP-ES TECHNOLOGY**					2,500.00	0.00	0.00	2,500.00
224	FURN/EQUIP-ES-ST COMP					0.00	0.00	0.00	0.00
225	TOTAL					173,817.75	16,903.33	1,013.00	155,901.42
226									
227	TOTAL INSTRUCTION					7,736,419.00	2,428,873.25	763,489.24	4,544,056.51
228									
229									
230									
231	SUBSTITUTES					1,000.00	347.50	0.00	652.50
232	SALARIES					145,221.00	53,966.38	20,255.74	70,998.88
233	FIMM					2,145.00	703.72	0.00	1,441.28
234	HEALTH INSURANCE					11,736.00	4,400.98	0.00	7,335.02
235	WORKER'S COMPENSATION					696.00	0.00	0.00	696.00
236	TRS ON BEHALF					0.00	0.00	0.00	0.00
237	UNEMPLOYMENT					122.00	107.31	0.00	14.69
238	TEACHER RETIREMENT/TRS CARE					2,119.00	932.65	0.00	1,186.35
239	PERSONAL DAYS					1,672.00	0.00	0.00	1,672.00
240	TOTAL					164,711.00	60,458.54	20,255.74	83,996.72
241									
242	REGION VII SERVICES-HS					0.00	0.00	0.00	0.00
243	REGION VII SERVICES-MS					0.00	0.00	0.00	0.00
244	REGION VII SERVICES-PS					0.00	0.00	0.00	0.00
245	REGION VII SERVICES-ES					0.00	0.00	0.00	0.00
246	AUDIO VISUAL/REPAIR-HS					0.00	0.00	0.00	0.00
247	AUDIO VISUAL/REPAIR-MS					0.00	0.00	0.00	0.00
248	AUDIO VISUAL/REPAIR-PS					0.00	0.00	0.00	0.00
249	AUDIO VISUAL/REPAIR-ES					0.00	0.00	0.00	0.00
250	CONTRACTED SERVICES-HS					2,219.00	825.30	0.00	1,393.70
251	CONTRACTED SERVICES-MS					1,000.00	0.00	0.00	1,000.00

12-LIBRARY

	A	B	C	D	E	F	G	H	I
252	CONTRACTED SERVICES-PS					1,000.00	0.00	0.00	1,000.00
253	CONTRACTED SERVICES-ES					1,000.00	0.00	0.00	1,000.00
254	TOTAL					5,219.00	825.30	0.00	4,393.70
255									
256	MAGAZINES/BOOKS-HS					8,000.00	4,930.25	3,029.23	40.52
257	MAGAZINES/BOOKS-MS					5,500.00	4,020.50	0.00	1,479.50
258	MAGAZINES/BOOKS-PS					6,500.00	0.00	0.00	6,500.00
259	MAGAZINES/BOOKS-ES					6,000.00	1,873.19	3,251.23	875.58
260	AUDIO VISUAL & OTHER INST SUPPLY-HS					2,500.00	31.58	0.00	2,468.42
261	AUDIO VISUAL & OTHER INST SUPPLY-MS					2,041.00	160.87	0.00	1,880.13
262	AUDIO VISUAL & OTHER INST SUPPLY-PS					2,541.00	0.00	0.00	2,541.00
263	AUDIO VISUAL & OTHER INST SUPPLY-ES					800.00	353.86	0.00	446.14
264	TOTAL					33,882.00	11,370.25	6,280.46	16,231.29
265									
266	TRAVEL-HS					1,000.00	998.45	0.00	1.55
267	TRAVEL-MS					50.00	0.00	0.00	50.00
268	TRAVEL-PS					50.00	0.00	0.00	50.00
269	TRAVEL-ES					700.00	1,007.45	0.00	(307.45)
270	FEES/DUES-HS					500.00	0.00	0.00	500.00
271	TOTAL					2,300.00	2,005.90	0.00	294.10
272									
273	FURN/EQUIP-HS					500.00	449.00	0.00	51.00
274	FURN/EQUIP-MS					459.00	460.15	0.00	(1.15)
275	FURN/EQUIP-PS					459.00	460.15	0.00	(1.15)
276	FURN/EQUIP-ES					500.00	460.15	0.00	39.85
277	TOTAL					1,918.00	1,829.45	0.00	88.55
278									
279	TOTAL LIBRARY					208,030.00	76,489.44	26,536.20	105,004.36
280									
281	<i>13-STAFF DEVELOPMENT</i>								
282									
283	DEPARTMENT HEAD/JUDGE TRUST					11,050.00	4,043.43	1,511.57	5,495.00
284	FIMM					142.00	48.48	0.00	93.52
285	HEALTH INSURANCE					744.00	283.64	0.00	460.36
286	WORKER'S COMPENSATION					0.00	0.00	0.00	0.00
287	TRS ON-BEHALF					0.00	0.00	0.00	0.00
288	UNEMPLOYMENT					0.00	7.66	0.00	(7.66)
289	TEACHER RETIREMENT/TRS CARE					251.00	99.83	0.00	151.17
290	TOTAL					12,187.00	4,483.04	1,511.57	6,192.39
291									
292	CONTRACTED STAFF DEVELOPMENT-HS ALLO					2,000.00	0.00	0.00	2,000.00
293	CONTRACTED STAFF-DEVELOPMENT					8,000.00	0.00	0.00	8,000.00
294	STAFF DEVELOPMENT-REGION VII					7,990.00	7,598.00	0.00	392.00
295	STAFF DEVELOPMENT-G/T-REGION VII					11,000.00	11,000.00	0.00	0.00
296	STAFF DEVELOPMENT-CT-REGION VII					3,810.00	3,806.00	0.00	4.00
297	TOTAL					32,800.00	22,404.00	0.00	10,396.00
298									
299	SUPPLIES-IN SERVICE					500.00	0.00	0.00	500.00
300	TOTAL					500.00	0.00	0.00	500.00
301									

	A	B	C	D	E	F	G	H	I
302	TRAVEL-HS-REG					5,740.00	719.23	0.00	5,020.77
303	TRAVEL-HS-VOC					0.00	0.00	0.00	0.00
304	TRAVEL-HS-SP ED					0.00	0.00	0.00	0.00
305	TRAVEL-HS-ST COMP					0.00	0.00	0.00	0.00
306	TRAVEL-HS-ESL					0.00	0.00	0.00	0.00
307	TRAVEL-HS ALLOTMENT					9,500.00	0.00	0.00	9,500.00
308	TRAVEL-MS-REG					2,500.00	0.00	0.00	2,500.00
309	TRAVEL-MS-SP ED					0.00	0.00	0.00	0.00
310	TRAVEL-MS-ST COMP					0.00	0.00	0.00	0.00
311	TRAVEL-MS-ESL					0.00	0.00	0.00	0.00
312	TRAVEL-PS-REG					9,450.00	0.00	0.00	9,450.00
313	TRAVEL-PS-G/T					50.00	50.00	0.00	0.00
314	TRAVEL-PS-SP ED					100.00	100.00	0.00	0.00
315	TRAVEL-ES-REG					4,450.00	127.45	0.00	4,322.55
316	TRAVEL-ES-G/T					50.00	50.00	0.00	0.00
317	TRAVEL-ES-SP ED					0.00	0.00	0.00	0.00
318	TRAVEL ES-ESL					0.00	0.00	0.00	0.00
319	TRAVEL-ALL SCHOOLS					12,819.00	0.00	0.00	12,819.00
320	TRAVEL -TECHNOLOGY					6,681.00	5,800.55	0.00	880.45
321	MISC OPERATING-HS-REG					260.00	260.00	0.00	0.00
322	MISC OPERATING-HS-SP ED					0.00	0.00	0.00	0.00
323	MISC OPERATING-HS-VOC					0.00	0.00	0.00	0.00
324	MISC OEPRATING-HS-G/T					0.00	0.00	0.00	0.00
325	MISC OPERATING-MS-REG					0.00	0.00	0.00	0.00
326	MISC OPERATING-MS-G/T					0.00	0.00	0.00	0.00
327	MISC OPERATING-MS-SP ED					0.00	0.00	0.00	0.00
328	MISC OPERATING-MS-ESL					0.00	0.00	0.00	0.00
329	MISC OPERATING-PS-REG					0.00	0.00	0.00	0.00
330	MISC OPERATING-PS-SP ED					0.00	0.00	0.00	0.00
331	MISC OPERATING-PS-ST COMP					0.00	0.00	0.00	0.00
332	MISC OPERATING-PS-ESL					0.00	0.00	0.00	0.00
333	MISC OPERATING-ES-REG					0.00	0.00	0.00	0.00
334	MISC OPERATING-ES-G/T					0.00	0.00	0.00	0.00
335	MISC OPERATING-ES-SP ED					0.00	0.00	0.00	0.00
336	MISC OPERATING-ES-ESL					0.00	0.00	0.00	0.00
337	TOTAL					51,600.00	7,107.23	0.00	44,492.77
338									
339	TOTAL STAFF DEVELOPMENT					97,087.00	33,994.27	1,511.57	61,581.16
340									
341									
342									
343	SALARY					64,443.00	27,419.88	0.00	37,023.12
344	FIMM					941.00	371.37	0.00	569.63
345	HEALTH INSURANCE					2,931.00	1,221.55	0.00	1,709.45
346	WORKER'S COMPENSATION					292.00	0.00	0.00	292.00
347	TRS ON-BEHALF					0.00	0.00	0.00	0.00
348	UNEMPLOYMENT					51.00	46.69	0.00	4.31
349	TEACHER RETIREMENT/TRS CARE					2,423.00	1,067.61	0.00	1,355.39
350	PERSONAL DAYS					596.00	0.00	0.00	596.00
351	TOTAL					71,677.00	30,127.10	0.00	41,549.90

21-INSTRUCTIONAL LEADERSHIP

	A	B	C	D	E	F	G	H	I
352									
353	CONTRACTED SERVICE					0.00	0.00	0.00	0.00
354									
355	SUPPLIES					500.00	80.46	176.20	243.34
356									
357	TRAVEL					1,750.00	1,597.78	10.00	142.22
358	DUES					250.00	0.00	0.00	250.00
359	TOTAL					2,000.00	1,597.78	10.00	392.22
360									
361	FURN/EQUIP					0.00	0.00	0.00	0.00
362									
363	TOTAL INSTRUCTIONAL LEADERSHIP					74,177.00	31,805.34	186.20	42,185.46
364									
365	<i>23-SCHOOL ADMINISTRATION</i>								
366	SUBSTITUTES					2,000.00	935.00	0.00	1,065.00
367	SALARIES					618,158.00	251,884.98	17,076.90	349,196.12
368	FIMM					9,105.00	3,314.03	0.00	5,790.97
369	HEALTH INSURANCE					43,026.00	17,112.34	0.00	25,913.66
370	WORKER'S COMPENSATION					2,720.00	0.00	0.00	2,720.00
371	TRS ON-BEHALF					0.00	0.00	0.00	0.00
372	UNEMPLOYMENT					476.00	453.62	0.00	22.38
373	TEACHER RETIREMENT/TRS CARE					12,282.00	5,192.31	0.00	7,089.69
374	PERSONAL DAYS					9,200.00	0.00	0.00	9,200.00
375	TOTAL					696,967.00	278,892.28	17,076.90	400,997.82
376									
377	REGION VII-HS					0.00	0.00	0.00	0.00
378	REGION VII-MS					0.00	0.00	0.00	0.00
379	REGION VII-PS					0.00	0.00	0.00	0.00
380	REGION VII-ES					0.00	0.00	0.00	0.00
381	PRINTING-HS					2,000.00	0.00	0.00	2,000.00
382	PRINTING-MS					2,000.00	213.37	0.00	1,786.63
383	PRINTING-PS					2,000.00	0.00	0.00	2,000.00
384	PRINTING-ES					2,000.00	0.00	0.00	2,000.00
385	TOTAL					8,000.00	213.37	0.00	7,786.63
386									
387	SUPPLIES-HS					2,663.41	868.88	485.94	1,308.59
388	SUPPLIES-MS					2,675.84	1,058.34	0.00	1,617.50
389	SUPPLIES-PS					3,000.00	605.77	0.00	2,394.23
390	SUPPLIES-ES					3,000.00	857.94	0.00	2,142.06
391	DISTRICT EXPENSES-HS					1,000.00	493.03	0.00	506.97
392	DISTRICT EXPENSES-MS					1,000.00	584.32	0.00	415.68
393	DISTRICT EXPENSES-PS					1,000.00	480.02	0.00	519.98
394	DISTRICT EXPENSES-ES					1,000.00	129.62	0.00	870.38
395	POSTAGE-HS					4,000.00	99.12	0.00	3,900.88
396	POSTAGE-MS					3,000.00	8.70	0.00	2,991.30
397	POSTAGE-PS					1,500.00	0.00	0.00	1,500.00
398	POSTAGE-ES					1,500.00	0.00	0.00	1,500.00
399	TOTAL					25,339.25	5,185.74	485.94	19,667.57
400									
401	TRAVEL-HS					4,085.00	1,137.71	0.00	2,947.29

	A	B	C	D	E	F	G	H	I
452	TRAVEL-HS					1,825.00	880.77	20.00	924.23
453	TRAVEL-MS					1,350.00	148.00	10.00	1,192.00
454	TRAVEL-PS					1,425.00	408.82	480.64	535.54
455	TRAVEL-ES					1,425.00	582.69	10.00	832.31
456	TRAVEL-ES-TSII					0.00	0.00	0.00	0.00
457	MEMBERSHIP/DUES-HS					125.00	125.00	0.00	0.00
458	MEMBERSHIP/DUES-MS					0.00	0.00	0.00	0.00
459	MEMBERSHIP/DUES-PS					125.00	125.00	0.00	0.00
460	MEMBERSHIP/DUES-ES					125.00	125.00	0.00	0.00
461	FEES & DUES-COLLEGE FAIR-HS					0.00	0.00	0.00	0.00
462	FEES-PS-STUDENTS					0.00	0.00	0.00	0.00
463	TOTAL					6,400.00	2,395.28	520.64	3,484.08
464									
465	FURNITURE-HS					450.00	0.00	0.00	450.00
466	FURNITURE-MS					0.00	0.00	0.00	0.00
467	FURNITURE-PS					0.00	0.00	0.00	0.00
468	TOTAL					450.00	0.00	0.00	450.00
469									
470	TOTAL COUNSELING					323,041.00	108,591.67	29,591.96	184,857.37
471									
472									
473									
474	SALARIES					104,352.00	37,976.79	15,419.14	50,956.07
475	FIMM					1,532.00	514.11	0.00	1,017.89
476	HEALTH INSURANCE					7,818.00	2,931.74	0.00	4,886.26
477	WORKER'S COMPENSATION					560.00	0.00	0.00	560.00
478	TRS ON-BEHALF					0.00	0.00	0.00	0.00
479	UNEMPLOYMENT					98.00	85.71	0.00	12.29
480	TEACHER RETIREMENT/TRS CARE					16,420.00	6,961.44	0.00	9,458.56
481	PERSONAL DAYS					1,400.00	0.00	0.00	1,400.00
482	TOTAL					132,180.00	48,469.79	15,419.14	68,291.07
483									
484	CONT SERVICES-FINGERPRINTING					0.00	0.00	0.00	0.00
485	CONT SERVICES-NURSING-HS					0.00	0.00	0.00	0.00
486	CONT SERVICES-NURSING-MS					0.00	0.00	0.00	0.00
487	CONT SERVICES-NURSING-PS					0.00	0.00	0.00	0.00
488	CONT SERVICES-NURSING-ES					0.00	0.00	0.00	0.00
489	CONT SERVICES-HS					80.00	0.00	0.00	80.00
490	CONT SERVICES-MS					80.00	0.00	0.00	80.00
491	CONT SERVICES-PS					80.00	0.00	0.00	80.00
492	CONT SERVICES-ES					80.00	0.00	0.00	80.00
493	TOTAL					320.00	0.00	0.00	320.00
494									
495	SUPPLIES-HS					1,500.00	147.03	117.43	1,235.54
496	SUPPLIES-MS					740.00	147.05	117.44	475.51
497	SUPPLIES-PS					1,240.01	147.04	117.44	975.53
498	SUPPLIES-ES					1,000.00	147.05	117.44	735.51
499	TOTAL					4,480.01	588.17	469.75	3,422.09
500									
501	TRAVEL-HS					200.00	0.00	0.00	200.00

33-HEALTH SERVICES

	A	B	C	D	E	F	G	H	I
502	TRAVEL-MS					200.00	24.50	0.00	175.50
503	TRAVEL-PS					200.00	0.00	0.00	200.00
504	TRAVEL-ES					300.00	46.57	0.00	253.43
505	TOTAL					900.00	71.07	0.00	828.93
506									
507	EQUIPMENT-HS					0.00	0.00	0.00	0.00
508	EQUIPMENT-MS					260.00	260.00	0.00	0.00
509	EQUIPMENT-PS					259.99	259.99	0.00	0.00
510	EQUIPMENT-ES					0.00	0.00	0.00	0.00
511	TOTAL					519.99	519.99	0.00	0.00
512									
513	TOTAL HEALTH SERVICE					138,400.00	49,649.02	15,888.89	72,862.09
514									
515									
516									
517	SUBSTITUTES					6,000.00	4,100.00	0.00	1,900.00
518	SALARIES					155,144.00	60,295.64	7,536.42	87,311.94
519	FIMM					2,354.00	807.07	0.00	1,546.93
520	HEALTH INSURANCE					32,785.00	11,211.49	0.00	21,573.51
521	WORKER'S COMPENSATION					760.00	0.00	0.00	760.00
522	TRS ON-BEHALF					0.00	0.00	0.00	0.00
523	UNEMPLOYMENT					133.00	129.60	0.00	3.40
524	TEACHER RETIREMENT/TRS CARE					1,008.00	515.03	0.00	492.97
525	PERSONAL DAYS					1,200.00	0.00	0.00	1,200.00
526	TOTAL					199,384.00	77,058.83	7,536.42	114,788.75
527									
528	CONT SERVICES-PHYSICALS/DRUG TEST					4,500.00	1,262.49	800.00	2,437.51
529	CONT SERVICES-RECERTIFICATION					1,500.00	120.00	100.00	1,280.00
530	CONT SERVICES-REPAIR					10,000.00	728.13	1,475.00	7,796.87
531	TOTAL					16,000.00	2,110.62	2,375.00	11,514.38
532									
533	GAS,OIL,GREASE,TIRES					84,000.00	25,189.44	7,000.00	51,810.56
534	PARTS & SUPPLIES					35,600.00	7,284.54	9,847.00	18,468.46
535	TOTAL					119,600.00	32,473.98	16,847.00	70,279.02
536									
537	INSURANCE					11,371.00	11,857.00	0.00	(486.00)
538	MISC OPERATING COSTS					2,000.00	95.96	0.00	1,904.04
539	TOTAL					13,371.00	11,952.96	0.00	1,418.04
540									
541	BUSES					121,000.00	28,980.25	0.00	92,019.75
542	CAPITAL OUTLAY					0.00	0.00	0.00	0.00
543	FURN/EQUIP-TECHNOLOGY					0.00	0.00	0.00	0.00
544	TOTAL					121,000.00	28,980.25	0.00	92,019.75
545									
546	TOTAL STUDENT TRANSPORTATION					469,355.00	152,576.64	26,758.42	290,019.94
547									
548									
549									
550	CONTRACTED SERVICES-FINGERPRINTING					0.00	0.00	0.00	0.00
551									

34-STUDENT TRANSPORTATION

35-FOOD SERVICE

	A	B	C	D	E	F	G	H	I
552	TRANSFER OUT					0.00	0.00	0.00	0.00
553									
554	TOTAL FOOD SERVICE					0.00	0.00	0.00	0.00
555									
556									
557									
558	<i>36-COCURRICULAR/EXTRACURRICULAR</i>								
559	SALARIES/STIPENDS					279,976.00	121,820.84	21,644.68	136,510.48
560	FIMM					4,065.00	1,677.04	0.00	2,387.96
561	HEALTH INSURANCE					13,619.00	5,133.06	0.00	8,485.94
562	WORKER'S COMPENSATION					932.00	0.00	0.00	932.00
563	TRS ON-BEHALF					0.00	0.00	0.00	0.00
564	UNEMPLOYMENT					163.00	199.98	0.00	(36.98)
565	TEACHER RETIREMENT/TRS CARE					8,254.00	2,912.77	0.00	5,341.23
566	TOTAL					307,009.00	131,743.69	21,644.68	153,620.63
567									
568	DRUG TESTING-HS					2,250.00	1,246.00	420.00	584.00
569	DRUG TESTING-MS					750.00	560.00	154.00	36.00
570	DRUG DOGS-HS					670.00	562.50	107.50	0.00
571	DRUG DOGS-MS					230.00	112.50	117.50	0.00
572	CONTRACTED ATHLETIC TRAINER					9,000.00	8,876.00	0.00	124.00
573	REPAIR ATHLETICS-HS					5,000.00	0.00	1,800.00	3,200.00
574	REPAIR-ATHLETICS-MS					2,500.00	0.00	2,500.00	0.00
575	RENTAL-DRAMA-HS					0.00	0.00	0.00	0.00
576	RENTAL-ATHLETICS					272.25	272.25	0.00	0.00
577	RENTAL-STADIUM/GYM					1,000.00	0.00	0.00	1,000.00
578	GAME OFFICIALS-HS					20,000.00	9,283.07	0.00	10,716.93
579	GAME OFFICIALS-MS					7,000.00	5,074.83	0.00	1,925.17
580	GAME WORKERS-HS					9,000.00	845.00	0.00	8,155.00
581	GAME WORKERS-MS					3,000.00	1,067.50	0.00	1,932.50
582	GAME CONTRACTS					0.00	0.00	0.00	0.00
583	CONTRACTED SERVICE-HS DRAMA					1,500.00	45.00	0.00	1,455.00
584	CONTRACTED SERVICE-MS-DRAMA					35.00	35.00	0.00	0.00
585	CONTRACTED SERVICE-HS-BAND					15,300.00	7,036.75	0.00	8,263.25
586	CONTRACTED SERVICE-MS-BAND					0.00	0.00	0.00	0.00
587	CONTRACTED SERVICE-HS-ATHLETICS					1,895.00	1,895.00	0.00	0.00
588	PRINTING					550.00	0.00	0.00	550.00
589	TOTAL					79,952.25	36,911.40	5,099.00	37,941.85
590									
591	ATHLETIC NEWSLETTER					500.00	99.00	0.00	401.00
592	UNIFORMS-FOOTBALL/BOYS BASKETBALL					10,000.00	0.00	10,000.80	(0.80)
593	DRAMA COSTUMES					1,000.00	0.00	0.00	1,000.00
594	BAND UNIFORMS					9,300.00	1,983.41	0.00	7,316.59
595	CHOIR UNIFORMS-HS					0.00	0.00	0.00	0.00
596	UIL SUPPLIES-HS					985.65	810.48	175.17	(0.00)
597	UIL SUPPLIES-MS					500.00	199.68	57.25	243.07
598	UIL SUPPLIES-PS					0.00	0.00	0.00	0.00
599	UIL SUPPLIES-ES					1,000.00	592.50	0.00	407.50
600	CHEERLEADERS-HS					1,000.00	0.00	0.00	1,000.00

	A	B	C	D	E	F	G	H	I
601	CHEERLEADERS-MS					500.00	0.00	0.00	500.00
602	ALL ATHLETICS-HS					4,000.00	315.90	265.00	3,419.10
603	ALL ATHLETICS-MS					2,000.00	1,362.20	0.00	637.80
604	FOOTBALL-HS					13,000.00	225.48	3,485.00	9,289.52
605	FOOTBALL-MS					4,000.00	0.00	0.00	4,000.00
606	BASKETBALL-HS					4,000.00	3,744.85	0.00	255.15
607	BASKETBALL-MS					1,500.00	0.00	1,372.95	127.05
608	TRACK-HS					4,000.00	0.00	3,967.60	32.40
609	TRACK-MS					1,500.00	0.00	40.00	1,460.00
610	BASEBALL-HS					4,000.00	627.50	3,297.19	75.31
611	VOLLEYBALL-HS					4,000.00	0.00	0.00	4,000.00
612	VOLLEYBALL-MS					1,500.00	0.00	0.00	1,500.00
613	GIRLS BASKETBALL-HS					4,000.00	3,998.91	0.00	1.09
614	GIRLS BASKETBALL-MS					1,500.00	1,500.00	0.00	0.00
615	GIRLS TRACK-HS					4,000.00	0.00	2,420.77	1,579.23
616	GIRLS TRACK-MS					1,500.00	0.00	0.00	1,500.00
617	TENNIS-HS					1,500.00	0.00	0.00	1,500.00
618	GOLF-HS					1,500.00	0.00	0.00	1,500.00
619	WEIGHT TRAINING-HS					1,500.00	0.00	988.31	511.69
620	SOFTBALL-HS					4,000.00	69.00	3,890.97	40.03
621	OFF SEASON-HS					5,000.00	1,346.50	0.00	3,653.50
622	OFF SEASON-MS					0.00	0.00	0.00	0.00
623	TRAINER SUPPLIES-HS					5,000.00	103.74	146.26	4,750.00
624	CROSS COUNTRY-HS					1,500.00	394.70	1,082.30	23.00
625	TOTAL					99,285.65	17,373.85	31,189.57	50,722.23
626									
627	EMPLOYEE TRAVEL-DRAMA-HS					620.00	620.00	0.00	0.00
628	EMPLOYEE TRAVEL-BAND-HS					581.60	50.00	531.60	0.00
629	EMPLOYEE TRAVEL-CHOIR-HS					0.00	0.00	0.00	0.00
630	EMPLOYEE TRAVEL-BAND-MS					1,163.20	100.00	1,063.20	0.00
631	EMPLOYEE TRAVEL-MUSIC-ES					0.00	0.00	0.00	0.00
632	EMPLOYEE TRAVEL-ES-UIL					0.00	0.00	0.00	0.00
633	EMPLOYEE TRAVEL-ATHELTICS-HS					5,725.00	4,312.66	0.00	1,412.34
634	STUDENT MEALS/FEES-HS					2,606.45	120.00	0.00	2,486.45
635	STUDENT MEALS/FEES-MS					3,625.00	0.00	0.00	3,625.00
636	STUDENT MEALS/FEES-PS					0.00	0.00	0.00	0.00
637	STUDENT MEALS/FEES-ES					525.00	0.00	0.00	525.00
638	STUDENTS/REP DISTRICT-HS					0.00	0.00	0.00	0.00
639	STUDENTS/REP DISTRICT-MS					0.00	0.00	0.00	0.00
640	STUDENT TRAVEL-DRAMA-HS					0.00	0.00	0.00	0.00
641	STUDENT TRAVEL-DRAMA-MS					0.00	0.00	0.00	0.00
642	STUDENT TRAVEL-BAND-HS					4,336.32	4,336.32	0.00	0.00
643	STUDENT TRAVEL-BAND-MS					0.00	0.00	0.00	0.00
644	STUDENT TRAVEL-CHOIR-HS					0.00	0.00	0.00	0.00
645	STUDENT TRAVEL-BUS CLUB-HS					0.00	0.00	0.00	0.00
646	STUDENT TRAVEL-VO AG					890.00	890.00	0.00	0.00
647	STUDENT TRAVEL-HOME ECO					2,484.05	2,484.05	0.00	0.00
648	STUDENT TRAVEL-DECA-HS					2,101.48	2,101.48	0.00	0.00

	A	B	C	D	E	F	G	H	I
649	STUDENT TRAVEL-UIL-HS					0.00	0.00	0.00	0.00
650	STUDENT TRAVEL-UIL-MS					590.00	0.00	590.00	0.00
651	STUDENT TRAVEL-UIL-PS					0.00	0.00	0.00	0.00
652	STUDENT TRAVEL-UIL-ES					375.00	375.00	0.00	0.00
653	STUDENT TRAVEL-ACADEMICS-HS					0.00	0.00	0.00	0.00
654	STUDENT TRAVEL-ROPE TRICK-ES					0.00	0.00	0.00	0.00
655	STUDENT TRAVEL-ATHLETICS-HS					0.00	0.00	0.00	0.00
656	STUDENT TRAVEL-ATHLETICS-MS					0.00	0.00	0.00	0.00
657	STUDENT TRAVEL-HS-FOOTBALL					2,450.00	1,805.93	0.00	644.07
658	STUDENT TRAVEL-MS-FOOTBALL					2,000.00	1,210.00	0.00	790.00
659	STUDENT TRAVEL-HS BASKETBALL					2,000.00	1,448.01	0.00	551.99
660	STUDENT TRAVEL-MS BASKETBALL					1,225.00	420.41	0.00	804.59
661	STUDENT TRAVEL-HS TRACK					2,800.00	0.00	0.00	2,800.00
662	STUDENT TRAVEL-MS TRACK					1,800.00	0.00	0.00	1,800.00
663	STUDENT TRAVEL-HS BASEBALL					2,000.00	0.00	0.00	2,000.00
664	STUDENT TRAVEL-HS VOLLEYBALL					2,000.00	1,192.93	0.00	807.07
665	STUDENT TRAVEL-MS VOLLEYBALL					1,000.00	1,370.00	0.00	(370.00)
666	STUDENT TRAVEL-HS GIRLS BASKETBALL					2,000.00	1,968.37	0.00	31.63
667	STUDENT TRAVEL-MS GIRLS BASKETBALL					1,000.00	930.00	328.00	(258.00)
668	STUDENT TRAVEL-HS FIRLS TRACK					1,500.00	0.00	0.00	1,500.00
669	STUDENT TRAVEL-MS GIRLS TRACK					1,250.00	0.00	0.00	1,250.00
670	STUDENT TRAVEL-HS TENNIS					750.00	0.00	0.00	750.00
671	STUDENT TRAVEL-HS GOLF					750.00	0.00	0.00	750.00
672	STUDENT TRAVEL-HS WEIGHT LIFTING					1,000.00	0.00	0.00	1,000.00
673	STUDENT TRAVEL-HS SOFTBALL					2,000.00	0.00	0.00	2,000.00
674	STUDENT TRAVEL-HS CROSS COUNTRY					900.00	554.02	0.00	345.98
675	TRAVEL-NON EMPLOYEE-HS-BAND					0.00	0.00	0.00	0.00
676	STUDENT INSURANCE-HS					25,000.00	0.00	0.00	25,000.00
677	STUDENT INSURANCE-MS					25,000.00	0.00	0.00	25,000.00
678	DUES-BAND-HS					85.00	85.00	0.00	0.00
679	DUES-CHOIR-HS					50.00	50.00	0.00	0.00
680	DUES-BAND-MS					170.00	170.00	0.00	0.00
681	DUES-MUSIC-ES					0.00	0.00	0.00	0.00
682	DUES-ATHLETICS-HS					0.00	0.00	0.00	0.00
683	STUDENT ACTIVITY-HS					530.00	530.00	0.00	0.00
684	STUDENT ACTIVITY-MS					25.00	25.00	0.00	0.00
685	FEES & DUES-DRAMA-HS					275.00	275.00	0.00	0.00
686	FEES & DUES-DRAMA-MS					0.00	0.00	0.00	0.00
687	FEES & DUES-BAND-HS					2,275.00	2,275.00	0.00	0.00
688	FEES & DUES-CHOIR-HS					0.00	0.00	0.00	0.00
689	FEES & DUES-BAND-MS					683.00	683.00	0.00	0.00
690	FEES & DUES-CHOIR-MS					0.00	0.00	0.00	0.00
691	FEES-MUSIC-ES					0.00	0.00	0.00	0.00
692	FEES & DUES-BUS DEPT-HS					200.00	200.00	0.00	0.00
693	FEES & DUES-VO AG					356.00	356.00	0.00	0.00
694	FEES & DUES-HOME ECO					798.00	798.00	0.00	0.00
695	FEES & DUES-DE					545.00	545.00	0.00	0.00
696	UIL FEES-HS					232.00	232.00	0.00	0.00

	A	B	C	D	E	F	G	H	I
697	UIL FEES-MS					0.00	0.00	0.00	0.00
698	UIL FEES-PS					225.00	0.00	0.00	225.00
699	UIL FEES-ES					300.00	0.00	0.00	300.00
700	ACADEMIC AWARDS-HS					0.00	0.00	0.00	0.00
701	ACADEMIC AWARDS-MS					0.00	0.00	0.00	0.00
702	ACADEMIC AWARDS-ES					0.00	0.00	0.00	0.00
703	JUMP ROPE FEES-ES					0.00	0.00	0.00	0.00
704	CHEERLEADER FEES-HS					0.00	0.00	0.00	0.00
705	CHEERLEADER FEES-MS					0.00	0.00	0.00	0.00
706	DRUM MAJOR/FLAGS FEES-HS					0.00	0.00	0.00	0.00
707	DEBATE FEES-HS					0.00	0.00	0.00	0.00
708	DRAMA AWARDS/JACKETS-HS					0.00	0.00	0.00	0.00
709	BAND AWARD/JACKETS-HS					1,190.00	0.00	1,190.00	0.00
710	CHOIR AWARDS/JACKETS-HS					0.00	0.00	0.00	0.00
711	BAND AWARDS-MS					0.00	0.00	0.00	0.00
712	FEES & DUES-ATHLETICS-HS					19,500.00	6,675.00	0.00	12,825.00
713	FEES & DUES-ATHLETICS-MS					2,000.00	1,600.00	0.00	400.00
714	TROPHIES,MEDALS,RIBBONS-HS					2,750.00	0.00	0.00	2,750.00
715	TROPHIES,MEDALS,RIBBONS-MS					1,200.00	0.00	0.00	1,200.00
716	ATHLETICS AWARDS/JACKETS-HS					2,500.00	0.00	1,470.00	1,030.00
717	TOTAL					139,937.10	40,788.18	5,172.80	93,976.12
718									
719	EQUIPMENT-HS-FOOTBALL					0.00	0.00	0.00	0.00
720	EQUIPMENT-ALL ATHLETICS					4,140.00	4,100.00	0.00	40.00
721	EQUIPMENT-BASKETBALL					0.00	3,567.00	2,110.00	(5,677.00)
722	EQUIPMENT-TRACK					19,773.00	17,795.00	0.00	1,978.00
723	TOTAL					23,913.00	25,462.00	2,110.00	(3,659.00)
724									
725	TOTAL COCURRICULAR/EXTRACURRICULAR					650,097.00	252,279.12	65,216.05	332,601.83
726									
727									
728									
729	SALARIES					324,444.00	138,635.32	0.00	185,808.68
730	FIMM					4,281.00	1,933.91	0.00	2,347.09
731	HEALTH INSURANCE					7,851.00	3,267.90	0.00	4,583.10
732	WORKER'S COMPENSATION					1,300.00	0.00	0.00	1,300.00
733	TRS ON-BEHALF					0.00	0.00	0.00	0.00
734	UNEMPLOYMENT					228.00	240.40	0.00	(12.40)
735	TEACHER RETIREMENT/TRS CARE					28,337.00	10,766.16	0.00	17,570.84
736	PERSONAL DAYS					3,200.00	0.00	0.00	3,200.00
737	TOTAL					369,641.00	154,843.69	0.00	214,797.31
738									
739	ATTORNEY FEES					5,000.00	612.50	0.00	4,387.50
740	AUDIT EXP					18,500.00	18,695.00	0.00	(195.00)
741	CONT-SERVICE-FINGERPRINTING					0.00	0.00	0.00	0.00
742	REGION VII ESC					4,200.00	4,176.00	0.00	24.00
743	COPIER REPAIR/MAINT					1,250.00	725.00	0.00	525.00
744	LEASE-EQUIP					2,868.00	1,434.00	0.00	1,434.00
745	PRINTING-SUPERINTENDENT					0.00	0.00	0.00	0.00

	A	B	C	D	E	F	G	H	I
746	POLICY REVIEW-SCHOOL BOARD					800.00	0.00	0.00	800.00
747	PRINTING-TAX OFFICE					1,600.00	220.00	0.00	1,380.00
748	PRINTING-ADM					2,000.00	0.00	0.00	2,000.00
749	CONT SERVICE-TASB PAY PLAN					2,000.00	0.00	1,430.00	570.00
750	TOTAL					38,218.00	25,862.50	1,430.00	10,925.50
751									
752	MAGAZINES					100.00	0.00	0.00	100.00
753	SUPPLIES-SUPERINTENDENT					1,000.00	176.29	50.00	773.71
754	SUPPLIES-SCHOOL BOARD					1,500.00	26.29	100.00	1,373.71
755	SUPPLIES-TAX OFFICE					2,500.00	266.92	100.00	2,133.08
756	SUPPLIES-ADMINISTRATION					3,250.00	1,435.85	62.50	1,751.65
757	SERVICE PINS					1,150.00	0.00	0.00	1,150.00
758	POSTAGE-TAX					1,500.00	0.00	0.00	1,500.00
759	POSTAGE-ADM					1,500.00	0.00	0.00	1,500.00
760	SUPPLIES-TECHNOLOGY**					0.00	0.00	0.00	0.00
761	TOTAL					12,500.00	1,905.35	312.50	10,282.15
762									
763	TRAVEL-SUPERINTENDENT					2,500.00	1,924.42	0.00	575.58
764	TRAVEL-TAX					1000.00	250.00	0.00	750.00
765	TRAVEL-BUS OFF					2,250.00	2,726.59	35.00	(511.59)
766	TRAVEL-SCHOOL BOARD					7,500.00	4,229.13	0.00	3,270.87
767	INSUR-SCHOOL BOARD					4,410.00	4,410.00	0.00	0.00
768	BONDING-TAX					250.00	250.00	0.00	0.00
769	BONDING-ADM					0.00	0.00	0.00	0.00
770	ELECTIONS					2,225.00	0.00	0.00	2,225.00
771	DUES-SUPERINTENDENT					500.00	0.00	0.00	500.00
772	DUES-SCHOOL BOARD					5,000.00	0.00	0.00	5,000.00
773	DUES-TAX COLLECTOR					250.00	135.00	0.00	115.00
774	DUES-SCHOOL WIDE					5,000.00	0.00	0.00	5,000.00
775	DUES-ADMIN OFFICE					4,625.00	0.00	0.00	4,625.00
776	MISC OPERATING-SUPERINTENDENT					750.00	0.00	0.00	750.00
777	MISC OPERATING-SCHOOL BOARD					2,500.00	2,182.05	0.00	317.95
778	MISC OPERATING-TAX OFFICE					500.00	0.00	0.00	500.00
779	MISC OPERATING-SCHOOL WIDE					4,000.00	0.00	0.00	4,000.00
780	MISC OPERATING-ADMIN					2,500.00	627.55	0.00	1,872.45
781	OTHER OPERATING COSTS-TAX REFUNDS					0.00	0.00	0.00	0.00
782	ADVER-TAX					500.00	0.00	0.00	500.00
783	ADVER-ADM					2,000.00	148.00	0.00	1,852.00
784	TECS FEES					0.00	0.00	0.00	0.00
785	TOTAL					48,260.00	16,882.74	35.00	31,342.26
786									
787	FURN/EQUIP-SUPERINTENDENT					0.00	799.00	0.00	(799.00)
788	FURN/EQUIP-SCHOOL BOARD					0.00	0.00	0.00	0.00
789	FURN/EQUIP-TECHNOLOGY**					0.00	0.00	0.00	0.00
790	TOTAL					0.00	799.00	0.00	(799.00)
791									
792	TOTAL GENERAL ADMINISTRATION					468,619.00	200,293.28	1,777.50	266,548.22
793									
794									

51-PLANT MAINTENANCE

	A	B	C	D	E	F	G	H	I
795									
796	SUBSTITUTES					10,000.00	1,472.50	0.00	8,527.50
797	SALARIES					441,508.00	190,179.75	0.00	251,328.25
798	FIMM					6,211.00	2,373.67	0.00	3,837.33
799	HEALTH INSURANCE					54,354.00	25,091.00	0.00	29,263.00
800	WORKER'S COMPENSATION					2,148.00	0.00	0.00	2,148.00
801	TRS ON-BEHALF					0.00	0.00	0.00	0.00
802	UNEMPLOYMENT					375.00	338.64	0.00	36.36
803	TEACHER RETIREMENT/TRS CARE					3,340.00	1,368.98	0.00	1,971.02
804	PERSONAL DAYS					2,400.00	0.00	0.00	2,400.00
805	TOTAL					520,336.00	220,824.54	0.00	299,511.46
806									
807	BUILDING APPRAISAL					0.00	0.00	0.00	0.00
808	PRINTING					0.00	0.00	0.00	0.00
809	CONTRACTED SERVICES-PHYSICALS/DRUG					1,000.00	47.45	100.00	852.55
810	CONTRACTED SERVICES-ELECTRICAL					12,300.00	0.00	12,300.00	0.00
811	CONTRACTED SERVICES-EXTERMINATING					7,500.00	2,135.00	0.00	5,365.00
812	CONTRACTED SERVICES-GARBAGE					12,000.00	4,552.09	0.00	7,447.91
813	CONTRACTED SERVICES-HEAT/AIR					125,000.00	68,117.29	12,350.00	44,532.71
814	CONTRACTED SERVICES-GENERAL					55,234.00	10,388.56	34,712.40	10,133.04
815	CONTRACTED SERVICES-FOOTBALL/BASEBAL					15,000.00	3,320.00	0.00	11,680.00
816	CONTRACTED SERVICES-GYM FLOORS					8,500.00	0.00	0.00	8,500.00
817	CONTRACTED SERVICES-SOUND SYS					10,000.00	2,307.83	2,200.00	5,492.17
818	CONTRACTED SERVICES-ROAD REPAIR					2,500.00	0.00	0.00	2,500.00
819	CONTRACTED SERVICES-FIRE EXT					7,500.00	395.00	1,000.00	6,105.00
820	CONTRACTED SERVICES-PLUMBING					10,000.00	5,472.74	0.00	4,527.26
821	CONTRACTED SERVICES-DST WIDE					75,000.00	0.00	0.00	75,000.00
822	CONTRACTED SERVICES-ROOFING					10,000.00	0.00	0.00	10,000.00
823	CONTRACTED SERVICES-TECHNOLOGY**					0.00	0.00	0.00	0.00
824	PHONE-HS					3,000.00	949.20	0.00	2,050.80
825	PHONE-MS					1,500.00	474.60	0.00	1,025.40
826	PHONE-PS					1,000.00	474.60	0.00	525.40
827	PHONE-ES					1,000.00	474.60	0.00	525.40
828	PHONE-ADM					1,500.00	626.17	0.00	873.83
829	PHONE-CAFETERIA					100.00	323.67	0.00	(223.67)
830	PHONE-BUS/MAINTENANCE					2,800.00	623.94	0.00	2,176.06
831	PHONE-HS MEREDITH STADIUM					2,000.00	665.74	0.00	1,334.26
832	WATER					35,000.00	17,756.31	0.00	17,243.69
833	ELECTRICITY					243,500.00	100,483.84	0.00	143,016.16
834	GAS					34,000.00	9,096.49	0.00	24,903.51
835	CABLE INTERNET					4,000.00	3,400.00	0.00	600.00
836	TOTAL					680,934.00	232,085.12	62,662.40	386,186.48
837									
838	VEHICLE SUPPLIES					0.00	0.00	0.00	0.00
839	CUSTODIAL SUPPLIES					60,000.00	29,872.77	9,404.67	20,722.56
840	MAINT/GROUNDS SUPPLIES					60,000.00	22,033.75	16,212.51	21,753.74
841	SUPPLIES-TECHNOLOGY**					0.00	0.00	0.00	0.00
842	TOTAL					120,000.00	51,906.52	25,617.18	42,476.30

	A	B	C	D	E	F	G	H	I
892	HARDWARE & SOFTWARE MAINT-MS					7,250.00	5,638.29	0.00	1,611.71
893	HARDWARE & SOFTWARE MAINT-PS					7,250.00	5,638.29	0.00	1,611.71
894	HARDWARE & SOFTWARE MAINT-ES					7,250.00	5,638.27	0.00	1,611.73
895	HARDWARE & SODTWARE MAINT-TAX					6,000.00	0.00	0.00	6,000.00
896	HARDWARE & SOFTWARE MAINT-ADM					14,000.00	13,279.00	0.00	721.00
897	MISC CONT SERVICES-HS					18,400.00	15,509.39	0.00	2,890.61
898	MISC CONT SERVICES-MS					18,400.00	14,997.53	0.00	3,402.47
899	MISC CONT SERVICES-PS					18,400.00	14,997.53	0.00	3,402.47
900	MISC CONT SERVICES-ES					18,400.00	14,997.52	0.00	3,402.48
901	TOTAL					142,600.00	96,334.11	384.00	45,881.89
902									
903	COMPUTER SUPPLIES-HS					1,131.25	164.79	631.25	335.21
904	COMPUTER SUPPLIES-MS					1,131.25	164.79	631.25	335.21
905	COMPUTER SUPPLIES-PS					1,131.25	164.79	631.25	335.21
906	COMPUTER SUPPLIES-ES					1,131.25	164.79	631.25	335.21
907	COMPUTER SUPPLIES-ADM					500.00	164.80	0.00	335.20
908	TOTAL					5,025.00	823.96	2,525.00	1,676.04
909									
910	TRAVEL					1,000.00	0.00	0.00	1,000.00
911	FEES/DUES					0.00	0.00	0.00	0.00
912	TOTAL					1,000.00	0.00	0.00	1,000.00
913									
914	COMPUTERS-HS					7,621.58	925.61	5,121.58	1,574.39
915	COMPUTERS-MS					7,621.59	0.00	5,121.59	2,500.00
916	COMPUTERS-PS					7,621.59	0.00	5,121.59	2,500.00
917	COMPUTERS-ES					7,621.59	0.00	5,121.59	2,500.00
918	COMPUTERS-ADM					0.00	0.00	0.00	0.00
919	TOTAL					30,486.35	925.61	20,486.35	9,074.39
920									
921	TOTAL DATA PROCESSING					179,111.35	98,083.68	23,395.35	57,632.32
922									
923									
924									
925	CONTRACTED SERVICE-HS					2,482.00	0.00	0.00	2,482.00
926	CONTRACTED SERVICE-MS					2,482.00	0.00	0.00	2,482.00
927	CONTRACTED SERVICE-PS					2,482.00	0.00	0.00	2,482.00
928	CONTRACTED SERVICE-ES					2,482.00	0.00	0.00	2,482.00
929	TOTAL					9,928.00	0.00	0.00	9,928.00
930									
931	TOTAL COMMUNITY SERVICE					9,928.00	0.00	0.00	9,928.00
932									
933									
934									
935	FITNESS EQUIP-PRINCIPAL					0.00	0.00	0.00	0.00
936	FITNESS EQUIP-INTEREST					0.00	0.00	0.00	0.00
937	TOTAL					0.00	0.00	0.00	0.00
938									
939	TOTAL DEBT SERVICE					0.00	0.00	0.00	0.00
940									

61-COMMUNITY SERVICE

71-DEBT SERVICE

	A	B	C	D	E	F	G	H	I
941	81-FACILITIES ACQUISITION & CONSTRUCTION								
942									
943	FACILITY PLANNING					0.00	0.00	0.00	0.00
944	CONT SERVICES-TECHNOLOGY-MS**					0.00	0.00	0.00	0.00
945	CONT SERVICES-TECHNOLOGY-PS**					0.00	0.00	0.00	0.00
946	CONT SERVICES-TECHNOLOGY-ES**					0.00	0.00	0.00	0.00
947	CONT SERVICES-TECHNOLOGY-ADM**					0.00	0.00	0.00	0.00
948	CONT SERVICES-STADIUM					0.00	0.00	0.00	0.00
949	TOTAL					0.00	0.00	0.00	0.00
950									
951	SUPPLIES-STADIUM/TRACK					0.00	0.00	0.00	0.00
952	TOTAL					0.00	0.00	0.00	0.00
953									
954	LAND PURCHASE					0.00	0.00	0.00	0.00
955	FEES-LAND PURCHASE					0.00	0.00	0.00	0.00
956	BUILDING CONSTRUCTION-MS/PS ROOF					0.00	0.00	0.00	0.00
957	BUILDING CONSTRUCTION-HS/ES RENNOV					0.00	0.00	0.00	0.00
958	PARKING/ROADS-ALL SCHOOLS					110,000.00	119,997.68	0.00	(9,997.68)
959	SECURITY RENNOVATIONS-ALL SCHOOLS					0.00	0.00	0.00	0.00
960	BUILDING CONSTRUCTION-STADIUM TRACK					0.00	0.00	0.00	0.00
961	BUILDING CONSTRUCTION-FIELDHOUSE					0.00	0.00	0.00	0.00
962	FURN/EQUIP-TECHNOLOGY-DST**					0.00	0.00	0.00	0.00
963	TOTAL					110,000.00	119,997.68	0.00	(9,997.68)
964									
965	TOTAL FACILITIES & CONSTRUCTION					110,000.00	119,997.68	0.00	(9,997.68)
966									
967	93-PAYMENTS TO MEMBER DISTRICTS/FISCAL AGENTS								
968									
969	SSA-SUPERNET II					9,471.00	5,754.85	0.00	3,716.15
970	SSA-SPECIAL EDUCATION					359,979.00	199,988.35	0.00	159,990.65
971	SSA-RUS-DLT GRANT					0.00	0.00	0.00	0.00
972									
973	TOTAL PAYMENTS TO MEMBER DISTRICTS					369,450.00	205,743.20	0.00	163,706.80
974									
975	99-OTHER INTERGOVERNMENTAL CHARGES								
976									
977	APPRAISAL DISTRICT					118,688.00	29,343.25	0.00	89,344.75
978									
979	TOTAL OTHER INTERGOVERNMENTAL					118,688.00	29,343.25	0.00	89,344.75
980									
981									
982	TOTAL OPERATING BUDGET					13,106,357.35	4,650,265.09	1,060,493.80	7,395,598.46
983									
984									
985	DEBT SERVICE FUND								
986	599								
987									
988	BONDS					0.00	0.00	0.00	0.00
989	INTEREST					0.00	0.00	0.00	0.00

	A	B	C	D	E	F	G	H	I
990	FEES					0.00	0.00	0.00	0.00
991						0.00	0.00	0.00	0.00
992	TOTAL								
993	TOTAL DEBT SERVICE					0.00	0.00	0.00	0.00
994									
995									
996	TOTAL OPERATING FUND								
997	AND DEBT SERVICE					13,106,357.35	4,650,265.09	1,060,493.80	7,395,598.46
998									
999									
1000	***TECHNOLOGY EXPENSES TO BE								
1001	FUNDED					92,500.00	25,040.56	4,770.24	62,689.20
1002									
1003									
1004	REFERENCE GUIDE								
1005									
1006	HS				ST COMP	STATE COMPENSATORY			
1007	MS	HIGH SCHOOL			ESL	ENGLISH/SPANISH LANGUAGE			
1008	PS	MIDDLE SCHOOL			VOC	VOCATIONAL EDUCATION			
1009	ES	PRIMARY SCHOOL			G/T	GIFTED/TALENTED EDUCATION			
1010	ADM	ELEMENTARY SCHOOL			SP ED	SPECIAL EDUCATION			
1011		ADMINISTRATION							
1012									
1013	MINEOLA INDEPENDENT SCHOOL DISTRICT								
1014									
1015	2013-2014 REVENUE								
1016	199-GENERAL FUND								
1017						BUDGETED	RECEIVED		BALANCE
1018	TAXES-CURRENT YEAR					6,209,681.00	5,477,334.06		732,346.94
1019	TAXES-PRIOR YEAR					111,500.00	73,806.60		37,693.40
1020	TAXES-PENALTIES					100,000.00	26,499.37		73,500.63
1021	TAXES-INTEREST					0.00	0.00		0.00
1022	DRIVER EDUCATION TUITION					0.00	0.00		0.00
1023	TUITION-SUMMER SCHOOL					0.00	0.00		0.00
1024	EARNING FROM PERMANENT INVESTMENTS					3,200.00	0.00		3,200.00
1025	EARNING FROM TEMPORARY INVESTMENTS					30,250.00	15,404.91		14,845.09
1026	RENTAL OF FACILITIES					3,250.00	920.00		2,330.00
1027	GIFTS/BEQUESTS-MEREDITH-					135,000.00	135,000.00		0.00
1028	GIFTS/BEQUESTS-MEREDITH-HS BAND					0.00	0.00		0.00
1029	GIFTS/BEQUESTS-HS WEIGHT ROOM					0.00	0.00		0.00
1030	GIFTS/BEQUESTS-MEREDITH-ES PLAYG					0.00	0.00		0.00
1031	GIFTS/BEQUESTS					0.00	0.00		0.00
1032	INSURANCE RECOVERY					0.00	0.00		0.00
1033	ATHLETIC ACTIVITY					65,500.00	44,562.32		20,937.68
1034	MISC REVENUE-FISCAL AGENT FEE					52,000.00	0.00		52,000.00
1035	TAXES-CED					0.00	0.00		0.00
1036	MISC REVENUE-LOCAL SOURCES					25,000.00	26,371.63		-1,371.63
1037	CITY OF MINEOLA					6,500.00	1,625.00		4,875.00
1038	HEAD START REIMBURSEMENT					100,000.00	50,962.30		49,037.70


	A	B	C	D	E	F	G	H	I
1039						6,841,881.00	5,852,486.19		989,394.81
1040	TOTAL								
1041	PER CAPITA					417,352.00	55,848.00		361,504.00
1042	STATE FOUNDATION					5,266,000.00	2,701,771.00		2,564,229.00
1043	SAFE SCHOOL-RIDER 59					0.00	4,655.96		-4,655.96
1044	TRS ON BEHALF					579,675.00	0.00		579,675.00
1045						6,263,027.00	2,762,274.96		3,500,752.04
1046	TOTAL								
1047	TRANSFER IN					0.00	0.00		0.00
1048									
1049	SALE OF PROPERTY					0.00	0.00		0.00
1050									
1051	TOTAL OPERATING REVENUE					13,104,908.00	8,614,761.15		4,490,146.85
1052									
1053	599-DEBT SERVICE								
1054									
1055	TAXES-CURRENT					0.00	0.00		0.00
1056	TAXES-PRIOR YEARS					0.00	0.00		0.00
1057	TAXES-PENALTIES					0.00	0.00		0.00
1058	TAXES-INTEREST					0.00	0.00		0.00
1059	EARNINGS FROM TEMPORARY INVESTMENTS					0.00	0.00		0.00
1060						0.00	0.00		0.00
1061	TOTAL								
1062	STATE REVENUE-TEA					0.00	0.00		0.00
1063									
1064	TOTAL DEBT SERVICE REVENUE					0.00	0.00		0.00
1065									
1066	TOTAL OPERATING AND DEBT								
1067	SERVICE REVENUE					13,104,908.00	8,614,761.15	0.00	4,490,146.85
1068									

**TEXPOOL
PORTFOLIO SUMMARY
ACTIVITY FOR MONTH ENDING
January 31, 2014**

LOCAL MAINTENANCE

<i>Investments</i>	<i>Cost</i>	<i>Market</i>	<i>Ratio</i>	<i>Interest Rate</i>
Beginning of period	27,228.96	27,228.96	100.00%	0.03%
Deposits	0.00			0
Withdrawals	0.00			
Interest accrued	0.62			
End of Period	27,229.58	27,229.58	100.00%	0.03%

This report is in compliance with the investment strategies as approved by the Public Funds Investment Act




Investment Officer

**TEXPOOL
PORTFOLIO SUMMARY
ACTIVITY FOR MONTH ENDING
January 31, 2014**

FOOD SERVICE

<i>Investments</i>	<i>Cost</i>	<i>Market</i>	<i>Ratio</i>	<i>Interest Rate</i>
Beginning of period	23,548.65	23,548.65	100.00%	0.03%
Deposits	10,000.00			
Withdrawals	0.00			
Interest accrued	0.62			
End of Period	33,549.27	33,549.27	100.00%	0.03%

This report is in compliance with the investment strategies as approved by the Public Funds Investment Act



Investment Officer

TEXPOOL
PORTFOLIO SUMMARY
ACTIVITY FOR MONTH ENDING
January 31, 2014

INTEREST & SINKING

<i>Investments</i>	<i>Cost</i>	<i>Market</i>	<i>Ratio</i>	<i>Interest Rate</i>
Beginning of period	107,114.40	107,114.40	100.00%	0.03%
Deposits	0.00			
Withdrawals	0.00			
Interest accrued	2.49			
End of Period	107,116.89	107,116.89	100.00%	0.03%

This report is in compliance with the investment strategies as approved by the Public Funds Investment Act



Investment Officer

**TEXPOOL
PORTFOLIO SUMMARY
ACTIVITY FOR MONTH ENDING
January 31, 2014**

WORKERS COMPENSATION

<i>Investments</i>	<i>Cost</i>	<i>Market</i>	<i>Ratio</i>	<i>Interest Rate</i>
Beginning of period	470,665.82	470,665.82	100.00%	0.03%
Deposits	0.00			
Withdrawals	2,879.27			
Interest accrued	10.91			
End of Period	467,797.46	467,797.46	100.00%	0.03%

This report is in compliance with the investment strategies as approved by the Public Funds Investment Act



Investment Officer

**TEXPOOL
PORTFOLIO SUMMARY
ACTIVITY FOR MONTH ENDING
January 31, 2014**

DAN PEACOCK TRUST

<i>Investments</i>	<i>Cost</i>	<i>Market</i>	<i>Ratio</i>	<i>Interest Rate</i>
Beginning of period	16,092.71	16,092.71	100.00%	0.03%
Deposits	0.00			
Withdrawals	0.00			
Interest accrued	0.31			
End of Period	16,093.02	16,093.02	100.00%	0.03%

This report is in compliance with the investment strategies as approved by the Public Funds Investment Act



Investment Officer

**TEXPOOL
PORTFOLIO SUMMARY
ACTIVITY FOR MONTH ENDING
January 31, 2014**

G. W. ENGLISH TRUST

<i>Investments</i>	<i>Cost</i>	<i>Market</i>	<i>Ratio</i>	<i>Interest Rate</i>
Beginning of period	235,681.89	325,681.89	100.00%	0.03%
Deposits	0.00			
Withdrawals	0.00			
Interest accrued	5.47			
End of Period	235,687.36	235,687.36	100.00%	0.03%

This report is in compliance with the investment strategies as approved by the Public Funds Investment Act



Investment Officer

**MINEOLA COMMUNITY BANK
 PORTFOLIO SUMMARY
 ACTIVITY FOR MONTH ENDING
 January 31, 2014**

JUDGE TRUST

<i>Investments</i>	<i>Cost</i>	<i>Market</i>	<i>Ratio</i>	<i>Interest Rate</i>
Beginning of period				
CD	18,000.00	18,000.00	100.00%	0.60%
CD	24,329.52	24,329.52	100.00%	0.60%
CD	26,814.59	26,814.59	100.00%	0.60%
SAVINGS ACCT	3,091.58	3,091.58	100.00%	0.25%
Deposits	135.21			
Withdrawals	0.00			
Quarterly Interest	0.00			
End of Period				
CD	18,000.00	18,000.00	100.00%	0.60%
CD	24,329.52	24,329.52	100.00%	0.60%
CD	26,814.59	26,814.59	100.00%	0.60%
SAVINGS ACCT	3,226.79	3,226.79	100.00%	0.25%

This report is in compliance with the investment strategies as approved by the Public Funds Investment Act




 Investment Officer

**PORTFOLIO SUMMARY
ACTIVITY FOR MONTH ENDING
January 31, 2014**

CERTIFICATE OF DEPOSIT/SAVINGS

<i>Investments</i>	<i>Cost</i>	<i>Market</i>	<i>Ratio</i>	<i>Interest Rate</i>
Beginning of period	8,510,528.05	8,510,528.05	100.00%	
Deposits	2,452,777.31			
Withdrawals	400,000.00			
End of period	10,563,305.36	10,563,305.36		
Interest Accrued	7,227.48			
End of Period				
Bank Texas				
CD # 8025567	263,773.03	263,773.03	100.00%	0.60%
Bank Texas				
CD # 8025872	1,047,579.41	1,047,579.41	100.00%	0.60%
First National Bank-Gilmer in Mineola				
CD # 1005229	239,605.19	239,605.19	100.00%	0.60%
Mineola Community				
CD # 01-00542339-9	159,222.59	159,222.59	100.00%	0.60%
Capital One				
Savings #3830656862	8,650,405.02	8,650,405.02	100.00%	0.40%
City National Bank				
CD #10305497	202,720.12	202,720.12	100.00%	0.60%

This report is in compliance with the investment strategies as approved by the Public Funds Investment Act



 Investment Officer

MISD District Improvement Fund	82,601.06	
Head Start	444.50	
District Lost Book Account	18,834.53	
TOTAL		101,880.09

Mineola Primary School

Advisory Council	8,698.14	
Yearbooks	3,278.36	
Box Tops	8,275.56	
Flower Fund	497.02	
Library Fund	2,391.79	
T-Shirts	2,780.57	
Teacher Gifts	13,651.76	
Title I Book Acct	345.00	
School Vending	2,403.27	
Benevolent Fund	12,489.82	
Lounge Vending	34.98	
TOTAL		54,846.27

Mineola Elementary School

Teacher Gifts	3,187.24	
School Annual	1,028.16	
Benevolent Fund	1,433.80	
Advisory Council	4,944.80	
Flower Fund	338.39	
Library Fund	8,111.84	
Lounge Vending	108.77	
Jump Rope	925.24	
School Vending	18,646.70	
P. E.	5.00	
Kiwanis Kids	304.31	
Super Dads	204.42	
TOTAL		39,238.67

Mineola Middle School

AVID	591.87	
Band Fund	0.00	
PE-MS	615.01	
Volleyball	287.00	
Flower Fund	133.83	
Jacket Jazz	176.67	
Advisory Council	1,458.15	
Choir	151.44	
MS Cheerleaders	3,375.74	
MS Yearbook	3,611.89	
Crime Stoppers	485.00	
Junior Honor Society	256.06	
Communities in Schools	775.98	
Athletic Boosters	614.90	
Library Fund	1,171.21	
Lounge Vending	472.85	
FCA-MS	5,040.64	
Builder's Club	1,127.93	
School Vending	5,761.45	
Benevolent Fund	8,487.70	
Science Club	1,456.80	
Student Council	481.53	

TOTAL

36,533.65

Mineola High School

Art	1,234.03
Auto Mechanics	1,337.36
Anchor Club	406.46
Crime Stoppers	224.62
Annual Staff	5,003.19
Athletic Vending	14,865.23
Athletic Equipment Donations	1,357.28
Band Fund	10,004.47
Business Club	389.82
Band Trip Fund	2,860.51
D. E. C. A.	637.00
Fellowship of Christian Athletes	2,928.14
Future Farmers of America	2,860.23
Future Homemakers of America	254.39
Class of 2016	1,547.00
Benevolent Fund	2,961.58
Testing/Tuition	612.95
Lounge Vending	704.16
Student Technoloty Assoc	1,416.17
I-Pad fees	12,280.23
Choir	626.00
Class of 2014	10,519.36
Key Club	389.88
Library Fund	810.53
CIS-Go Center	499.57
Junior Historians	996.71
National Honor Society	280.13
Nature Trail	1,047.10
PAL'S	159.43
Project Graduation	2,495.06
H. S. Players/Drama	1,857.01
Flower Fund	1,113.05
Student Council	371.99
Scholarship Fund	15,613.00
Class of 2015	9,250.67
Spanish Club	252.58
Class of 2013	0.00
Slot Car Racing	1,276.18
Girl's Athletic Scholarship	345.99
Varsity Cheerleaders	2,160.52
AVID	217.17
School Vending	7,812.74

TOTAL

121,979.49

WOOD COUNTY SPECIAL EDUCATION SSA

Activity Fund	1,000.37
---------------	----------

TOTAL


1,000.37

**CAPITAL ONE BANK
PORTFOLIO SUMMARY
ACTIVITY FOR MONTH ENDING
January 31, 2014**

WOOD COUNTY SPECIAL EDUCATION SHARED SERVICES ARRANGEMENT

<i>Investments</i>	<i>Cost</i>	<i>Market</i>	<i>Ratio</i>	<i>Interest Rate</i>
Beginning of period	696,665.49	696,665.49	100.00%	0.30%
Deposits	0.00			
Withdrawals	0.00			
Interest accrued	177.53			
End of Period	696,843.02	696,843.02	100.00%	0.30%

This report is in compliance with the investment strategies as approved by the Public Funds Investment Act



Investment Officer

**TEXPOOL
PORTFOLIO SUMMARY
ACTIVITY FOR MONTH ENDING
January 31, 2014**

**WOOD COUNTY SPECIAL EDUCATION SHARED SERVICES ARRANGEMENT
WORKER'S COMPENSATION**

<i>Investments</i>	<i>Cost</i>	<i>Market</i>	<i>Ratio</i>	<i>Interest Rate</i>
Beginning of period	17,057.49	17,057.49	100.00%	0.03%
Deposits	0.00			
Withdrawals	1,062.57			
Interest accrued	0.31			
End of Period	15,995.23	15,995.23	100.00%	0.03%

This report is in compliance with the investment strategies as approved by the Public Funds Investment Act


Investment Officer


**TEXPOOL
PORTFOLIO SUMMARY
ACTIVITY FOR MONTH ENDING
January 31, 2014**

WOOD COUNTY SPECIAL EDUCATION SHARED SERVICES ARRANGEMENT

<i>Investments</i>	<i>Cost</i>	<i>Market</i>	<i>Ratio</i>	<i>Interest Rate</i>
Beginning of period	15,390.62	15,390.62	100.00%	0.03%
Deposits	0.00			
Withdrawals	0.00			
Interest accrued	0.31			
End of Period	15,390.93	15,390.93	100.00%	0.03%

This report is in compliance with the investment strategies as approved by the Public Funds Investment Act

Investment Officer



BANK: 01 LOCAL MAINTENANCE

TYPE	CHECK NUMBER	CHECK DATE	CHECK AMOUNT	REMITTED TO
OFFC	62362	1-06-2014	302.00	6577 STORI WILLINGHAM - SPECIAL ED
SYST	62363	1-17-2014	227.62	6085 ACE HARDWARE - MAINTENANCE
SYST	62364	1-17-2014	784.15	5370 ALLIED WASTE SERVICES - TRASH DICK-UP
SYST	62365	1-17-2014	203.91	3549 AT&T - PHONE LINE
SYST	62366	1-17-2014	1.03	3533 AT&T LONG DISTANCE - LONG DISTANCE
SYST	62367	1-17-2014	395.00	6162 B & D FIRE SAFETY - MAINTENANCE
SYST	62368	1-17-2014	122.50	5672 DEBBIE FAYE WESTBROOK - MAINTENANCE
SYST	62369	1-17-2014	1,105.82	1467 BAXTER SALES COMPANY, INC. - CUSTODIAL
SYST	62370	1-17-2014	69.46	4783 BENNIE TAYLOR - GAME OFFICIAL
SYST	62371	1-17-2014	500.00	5825 BIG SANDY ISD - MS BASKETBALL
SYST	62372	1-17-2014	213.37	1033 CADE'S BUILDING MATERIALS, INC. - MAINTENANCE, Ve Ag
SYST	62373	1-17-2014	113.00	8101 CANTON HIGH SCHOOL - Athletic meal
SYST	62374	1-17-2014	60.00	8010 CEDAR CREEK FOOD GROUP - Athletic meal
SYST	62375	1-17-2014	62.00	3935 CHERYL'S LAKE COUNTRY FLORIST - BRANDON
SYST	62376	1-17-2014	211.62	8299 CHRIS KASTMO - GAME OFFICIAL
SYST	62377	1-17-2014	140.00	7924 CICI'S PIZZA - Athletic meal
SYST	62378	1-17-2014	288.25	9753 CKL SOLUTIONS - MAINTENANCE
SYST	62379	1-17-2014	255.90	3341 COBURN SUPPLY COMPANY, INC - MAINTENANCE
SYST	62380	1-17-2014	109.49	8060 CONNIE D HAGEN, INC - DRUG TESTING
SYST	62381	1-17-2014	233.82	9767 CROWNE PLAZA - Kolbye
SYST	62382	1-17-2014	350.50	954 DAIRY QUEEN - Athletic meal
SYST	62383	1-17-2014	142.93	1719 DAIRY QUEEN " "
SYST	62384	1-17-2014	114.41	5288 DAIRY QUEEN " "
SYST	62385	1-17-2014	225.00	5364 DAIRY QUEEN " "
SYST	62386	1-17-2014	120.00	8091 DAIRY QUEEN " "
SYST	62387	1-17-2014	1,627.30	557 DEALERS ELECTRICAL SUPPLY CO. - MAINTENANCE
SYST	62388	1-17-2014	429.85	7914 DEATON'S COMMUNICATIONS LLC - TRANSPORTATION
SYST	62389	1-17-2014	531.00	7026 DEBBIE LEIBOWITZ - REIMBURSE
SYST	62390	1-17-2014	113.31	8322 DELBERT SIMPSON - GAME OFFICIAL
SYST	62391	1-17-2014	2,703.66	8444 DUKO OIL CO, INC - TRANSPORTATION
SYST	62392	1-17-2014	275.00	9765 EAGLEARTS BOOSTERS - DRAMA
SYST	62393	1-17-2014	44.00	563 EAST TEXAS ALARM, INC. - MAINTENANCE
SYST	62394	1-17-2014	12,800.00	6833 EAST TEXAS CANOPY, INC - E & BUS ROUTE
SYST	62395	1-17-2014	5,585.92	908 EAST TEXAS SPORTS CENTER - BASKETBALL, OFF SEASON
SYST	62396	1-17-2014	122.12	9410 EDWARD KNIGHT - GAME OFFICIAL
SYST	62397	1-17-2014	349.95	7610 FIELDHOUSE SPORTS - HS PE
SYST	62398	1-17-2014	9,693.75	2170 FLATT STATIONERS, INC. - COPY PAPER All Schools
SYST	62399	1-17-2014	370.50	7703 G&K SERVICES - MAINTENANCE, TRANSPORTATION, CUSTODIAL
SYST	62400	1-17-2014	1,620.67	4548 GRAINGER - MAINTENANCE
SYST	62401	1-17-2014	952.90	8820 GRAND HYATT SAN ANTONIO CONVENTION - Leibowitz, Stuart
SYST	62402	1-17-2014	50.00	5402 HARDY COOK & HARDY, PC - School Army
SYST	62403	1-17-2014	130.16	9100 HECTOR RODRIQUEZ - TAX REFUND
SYST	62404	1-17-2014	15,468.00	6327 HERRINGTON HEAT & AC - HTON HS Lab #1, Fieldhouse blower, Maint gas
SYST	62405	1-17-2014	266.00	4267 HOMETOWN TROPHY & AWARD, INC. ES #13 Blower, M #5 FREN
SYST	62406	1-17-2014	4.95	598 HUGHES APPLIANCE, INC. ES #19 Heat Exchange, ES #16 Heat Exchan
SYST	62407	1-17-2014	233.66	9755 JALAPENO TREE - School Board Gifts
SYST	62408	1-17-2014	122.80	1772 JAMES R ANDERSON - MAINTENANCE
SYST	62409	1-17-2014	132.00	9202 JASON YEARTY - School Board Dinner

GAME OFFICIAL

BANK: 01 LOCAL MAINTENANCE

TYPE	CHECK NUMBER	CHECK DATE	CHECK AMOUNT	REMITTED TO
SYST	62410	1-17-2014	83.48	7736 JEFF MEKALIP - <i>GAME OFFICIAL</i>
SYST	62411	1-17-2014	248.50	885 JMB PRINT SOLUTIONS, INC. - <i>ADM</i>
SYST	62412	1-17-2014	522.00	1813 JOY STUART - <i>REIMBURSE</i>
SYST	62413	1-17-2014	65.00	8015 KENDRICK BROOKS - <i>GAME OFFICIAL</i>
SYST	62414	1-17-2014	390.00	9633 LAKE COUNTRY CLEANERS - <i>NO BAND</i>
SYST	62415	1-17-2014	128.31	9779 LESTER A MELONTREE - <i>GAME OFFICIAL</i>
SYST	62416	1-17-2014	500.00	9441 LINDALE JUNIOR HIGH SCHOOL - <i>MS BASKETBALL</i>
SYST	62417	1-17-2014	489.76	631 MARK'S PLUMBING PARTS - <i>MAINTENANCE</i>
SYST	62418	1-17-2014	41.32	9768 MCDONALD'S - <i>ATHLETIC MEALS</i>
SYST	62419	1-17-2014	200.14	1457 MINEOLA AUTO SUPPLY - <i>AUTO MECHANIC</i>
SYST	62420	1-17-2014	8,981.45	8076 MINEOLA ISD TAX COLLECTOR - <i>AUTO TAX PYMTD</i>
SYST	62421	1-17-2014	53.50	649 MINEOLA MONITOR - <i>ADM</i>
SYST	62422	1-17-2014	19.61	8155 MUNICIPAL SERVICES BUREAU - <i>TOLL CHGS</i>
SYST	62423	1-17-2014	102.04	9772 NOLAND G SPENCER - <i>GAME OFFICIAL</i>
SYST	62424	1-17-2014	18.39	8156 NORTH TEXAS TOLLWAY AUTHORITY - <i>TOLL CHGS</i>
SYST	62425	1-17-2014	227.02	8110 O'REILLY AUTO PARTS - <i>TRANSPORTATION</i>
SYST	62426	1-17-2014	216.02	8300 PATRICK CROWDER - <i>GAME OFFICIAL</i>
SYST	62427	1-17-2014	765.00	1714 PATTY HAWKINS - <i>STUDENT MEAL - FCCLA</i>
SYST	62428	1-17-2014	40.00	1714 PATTY HAWKINS - <i>STUDENT MEAL - FCCLA</i>
SYST	62429	1-17-2014	2,546.63	5531 PERDUE, BRANDON, FIELDER, COLLINS & - <i>DEL TAX ATTY-DEC</i>
SYST	62430	1-17-2014	284.50	9712 PLAYSRIPTS INC - <i>DRAMA</i>
SYST	62431	1-17-2014	450.80	685 PRICE INTERNATIONAL, INC - <i>TRANSPORTATION</i>
SYST	62432	1-17-2014	73.15	701 QUILL CORPORATION - <i>TECH SUPPLY - ALL</i>
SYST	62433	1-17-2014	750.00	8034 QUITMAN ATHLETIC DEPT - <i>BASKETBALL, POWERLIFTING</i>
SYST	62434	1-17-2014	600.00	1671 RAINS ISD - <i>POWERLIFTING</i>
SYST	62435	1-17-2014	735.00	6440 REGION IV UIL MUSIC - <i>Solo/ENSEMBLE</i>
SYST	62436	1-17-2014	118.05	2607 ROBIN BALLARD - <i>GAME OFFICIAL</i>
SYST	62437	1-17-2014	122.12	8496 RODERICH DAVIS - <i>GAME OFFICIAL</i>
SYST	62438	1-17-2014	305.00	7334 RUDD CONTRACTING CO, INC - <i>MAINTENANCE</i>
SYST	62439	1-17-2014	673.61	724 SCHOOL SPECIALTY, INC. - <i>MS MATH, 5TH G</i>
SYST	62440	1-17-2014	87.54	6463 SHANE CHAMBLESS - <i>GAME OFFICIAL</i>
SYST	62441	1-17-2014	192.95	1486 SHERWIN-WILLIAMS - <i>MAINTENANCE</i>
SYST	62442	1-17-2014	453.19	7397 SHIFFLER EQUIPMENT SALES, INC - <i>MAINTENANCE</i>
SYST	62443	1-17-2014	708.69	1137 SPECTRUM CORPORATION - <i>MAINTENANCE</i>
SYST	62444	1-17-2014	289.75	2013 STORY-WRIGHT INC. - <i>NURSE</i>
SYST	62445	1-17-2014	238.00	6883 SUBWAY - <i>ATHLETIC MEAL</i>
SYST	62446	1-17-2014	150.00	9769 SUBWAY - <i>A</i>
SYST	62447	1-17-2014	1,457.00	5160 SWORD COMPANY - <i>MAINTENANCE</i>
SYST	62448	1-17-2014	518.00	763 TASB, INC - <i>UPDATE 98</i>
SYST	62449	1-17-2014	100.00	6493 TASO TYLER BASEBALL - <i>BASKETBALL</i>
SYST	62450	1-17-2014	5,438.47	5035 TATUM MUSIC CO, INC - <i>MS/MS BAND</i>
SYST	62451	1-17-2014	37.00	774 TEXAS DEPT OF PUBLIC SAFETY - <i>CRIMINAL HISTORIES</i>
SYST	62452	1-17-2014	272.00	8287 TEXAS FCCLA LOCKBOX OPERATIONS - <i>HOME ECO-FCCLA</i>
SYST	62453	1-17-2014	546.00	5488 TOM A THOMPSON - <i>DRUG TESTING</i>
SYST	62454	1-17-2014	75.00	7014 THSPA - <i>BOYS POWERLIFTING</i>
SYST	62455	1-17-2014	115.34	4557 TIM BANKS - <i>GAME OFFICIAL</i>
SYST	62456	1-17-2014	106.27	4869 TRAVIS STEWART - <i>GAME OFFICIAL</i>
SYST	62457	1-17-2014	4,438.00	5494 TRINITY MOTHER FRANCES - <i>2ND SEMESTER - TRAINER</i>

BANK: 01 LOCAL MAINTENANCE

CHECK TYPE	CHECK NUMBER	CHECK DATE	CHECK AMOUNT	REMITTED TO
SYST	62458	1-17-2014	17.02	7840 UPS - <i>TECH</i>
SYST	62459	1-17-2014	150.00	7927 VAN HIGH SCHOOL - <i>BASKETBALL</i>
SYST	62460	1-17-2014	734.46	9775 VIRGIL G GRIMINO - <i>TAX REFUND</i>
SYST	62461	1-17-2014	592.98	822 WAL-MART STORES TEXAS, LLC - <i>5 TAG, Hd PE, MAINTENANCE</i>
SYST	62462	1-17-2014	80.22	9773 WALLY JOHNIGAN - <i>GAME OFFICIAL</i>
SYST	62463	1-17-2014	1,983.62	9774 WAYNE & HOLLY PERKINS - <i>TAX REFUND</i>
SYST	62464	1-17-2014	550.00	9777 WINNSBORO HIGH SCHOOL
SYST	62465	1-17-2014	39,997.67	837 WOOD COUNTY SPECIAL EDUCATION SSA - <i>MONTHLY SPER</i>
SYST	62466	1-17-2014	200.00	6505 WYATT'S TOWING - <i>TRANSPORTATION</i>
OFFC	62467	1-21-2014	5,077.99	571 CENTERPOINT ENERGY RESOURCES CORP. - <i>GAS</i>
SYST	62468	1-31-2014	19,559.48	745 AEP SOUTHWESTERN ELECTRIC POWER - <i>ELECTRICITY</i>
SYST	62469	1-31-2014	784.15	5370 ALLIED WASTE SERVICES - <i>TRASH PICK-UP</i>
SYST	62470	1-31-2014	730.00	1130 APPLE, INC. - <i>TECH SUPPLY ALL</i>
SYST	62471	1-31-2014	269.99	9394 AUSTIN MAC REPAIR - <i>IPAD REPAIR</i>
SYST	62472	1-31-2014	378.34	5517 BARNES & NOBLE BOOKSELLERS, INC. - <i>Hd LIBRARY</i>
SYST	62473	1-31-2014	145.53	1033 CADE'S BUILDING MATERIALS, INC. - <i>Vo AG</i>
SYST	62474	1-31-2014	4,196.06	9519 CAPITAL ONE CORPORATE CARD - <i>MID WINTER CONF</i>
SYST	62475	1-31-2014	66.47	1329 CHEVRON - <i>Vo AG</i>
SYST	62476	1-31-2014	575.00	9674 CHRIS BRANNAN - <i>STUDENT MEALS</i>
SYST	62477	1-31-2014	111.81	9789 CHUCK ALLEN - <i>GAME OFFICIAL</i>
SYST	62478	1-31-2014	1,741.82	549 CITY OF MINEOLA - <i>WATER</i>
SYST	62479	1-31-2014	823.96	4447 COMPUTERLAND NETWORK TECHNOLOGIES - <i>TECH SUPPLY ALL</i>
SYST	62480	1-31-2014	1,279.51	9173 CORELOGIC REAL ESTATE TAX SERVICE - <i>TAX REFUND</i>
SYST	62481	1-31-2014	353.16	9767 CROWNE PLAZA - <i>ST BASKETBALL TOURN</i>
SYST	62482	1-31-2014	492.24	954 DAIRY QUEEN - <i>ATHLETIC MEALS</i>
SYST	62483	1-31-2014	45.00	5364 DAIRY QUEEN - <i>ATHLETIC MEALS</i>
SYST	62484	1-31-2014	233.80	855 DISCOUNT MAGAZINE SUBSCRIPTION SERV - <i>MS LIBRARY</i>
SYST	62485	1-31-2014	1,594.80	9781 DRURY INN - <i>BAND/CHOIR</i>
SYST	62486	1-31-2014	3,362.55	5459 DRURY INN & SUITES - <i>TCEA</i>
SYST	62487	1-31-2014	990.00	908 EAST TEXAS SPORTS CENTER - <i>BASKETBALL</i>
SYST	62488	1-31-2014	125.00	9792 EL PRESIDENTE - <i>ATHLETIC MEALS</i>
SYST	62489	1-31-2014	365.48	9785 EL TROPICANO HOTEL - <i>TABC</i>
SYST	62490	1-31-2014	27.50	8166 GREG CASEY - <i>REIMBURSE</i>
SYST	62491	1-31-2014	1,577.28	9784 HOLIDAY INN EXPRESS - <i>HOME ECO-FCCLA</i>
SYST	62492	1-31-2014	233.32	7277 HYATT REGENCY SAN ANTONIO - <i>ALL STATE BAND</i>
SYST	62493	1-31-2014	225.00	9655 INTERQUEST DETECTION CANINES - <i>DRUG DOG</i>
SYST	62494	1-31-2014	163.23	9763 JACKIE CULVERHOUSE - <i>GAME OFFICIAL</i>
SYST	62495	1-31-2014	74.69	5122 JIMMIE E MCGAHEY - <i>GAME OFFICIAL</i>
SYST	62496	1-31-2014	177.00	8168 JOE DRENNON - <i>REIMBURSE</i>
SYST	62497	1-31-2014	480.00	5998 JUNIOR LIBRARY GUILD - <i>Hd LIBRARY</i>
SYST	62498	1-31-2014	619.86	9306 LARRY'S TV SERVICE - <i>Hd ES REPAIR</i>
SYST	62499	1-31-2014	50.00	8169 LUKE BLACKWELL - <i>REIMBURSE</i>
SYST	62500	1-31-2014	85.59	9788 MARLEAH AKINS - <i>GAME OFFICIAL</i>
SYST	62501	1-31-2014	17.90	8433 MIKE SORENSON - <i>REIMBURSE</i>
SYST	62502	1-31-2014	1,000.00	8348 MINEOLA COUNTRY CLUB - <i>GOLF 2014</i>
SYST	62503	1-31-2014	7,145.14	8076 MINEOLA ISD TAX COLLECTOR - <i>AUTO TAX PYMTS</i>
SYST	62504	1-31-2014	6.52	8155 MUNICIPAL SERVICES BUREAU - <i>TOLL CHGR</i>
SYST	62505	1-31-2014	157.91	2318 MUSIC IN MOTION - <i>MS BAND</i>

BANK: 01 LOCAL MAINTENANCE

TYPE	CHECK NUMBER	CHECK DATE	CHECK AMOUNT	REMITTED TO
SYST	62506	1-31-2014	175.00	921 NELDA SHIPP - STUDENT MEALS
SYST	62507	1-31-2014	90.00	9772 NOLAND G SPENCER - GAME OFFICIAL
SYST	62508	1-31-2014	77.14	683 PENDER'S MUSIC COMPANY - MS BAND
SYST	62509	1-31-2014	1,300.00	7119 PRO-TURF - PRE-EMERGENT - BBID BIFB
SYST	62510	1-31-2014	132.56	701 QUILL CORPORATION - TECH SUPPLY ALL
SYST	62511	1-31-2014	232.00	700 QUITMAN ISD - HS KIL
SYST	62512	1-31-2014	60.00	9734 RACHAEL STOFIE - GAME OFFICIAL
SYST	62513	1-31-2014	140.70	7548 REALLY GOOD STUFF, INC - 1ST G
SYST	62514	1-31-2014	795.00	6440 REGION IV UIL MUSIC - HS INS BAND
SYST	62515	1-31-2014	50.00	1365 REGION VII EDUCATION SERVICE CENTER - Bloodworth
SYST	62516	1-31-2014	117.00	9790 RICKY AND SALLY WATKINS - TAX REFUND
SYST	62517	1-31-2014	69.33	8290 ROBERT WALTERS - GAME OFFICIAL
SYST	62518	1-31-2014	2,901.45	724 SCHOOL SPECIALTY, INC. - 3RD G, PS OFFICE, Ed OFFICE
SYST	62519	1-31-2014	82.04	5411 SHANE HELMS - GAME OFFICIAL
SYST	62520	1-31-2014	500.00	9782 SHERRY POTEET - HS BAND
SYST	62521	1-31-2014	27.50	9631 STEPHEN ALMUETE - REIMBURSE
SYST	62522	1-31-2014	375.00	9190 STEPHEN F AUSTIN STATE UNIVERSITY - HS SCIENCE
SYST	62523	1-31-2014	303.94	2013 STORY-WRIGHT INC. - NURSE, ADM, PS COUNSELOR
SYST	62524	1-31-2014	127.00	6883 SUBWAY - ATHLETIC MEALS
VOID	62525	1-31-2014	328.00	9780 SUBWAY - ATHLETIC MEALS
SYST	62526	1-31-2014	120.00	7381 TABC - HARDID, HARDID
SYST	62527	1-31-2014	1,926.48	7577 TEXAS DECA - STATE DECA
SYST	62528	1-31-2014	260.00	7930 TEXAS DEPT OF STATE HEALTH SERVICES - Coburn
SYST	62529	1-31-2014	75.00	7302 THSWPA - GIRL WEIGHTLIFTING
SYST	62530	1-31-2014	149.00	9304 TRAVIS JACKSON - REIMBURSEMENT
SYST	62531	1-31-2014	52.00	9736 TRENTON ISD - ATHLETIC MEALS
SYST	62532	1-31-2014	205.43	8276 TYLER STEEL - VO AG
SYST	62533	1-31-2014	17.85	7840 UPS - ATHLETIC
SYST	62534	1-31-2014	18.98	5580 VENITA WATTS - REIMBURSE
SYST	62535	1-31-2014	48.81	8425 VERIZON - CELL PHONE
SYST	62536	1-31-2014	902.27	822 WAL-MART STORES TEXAS, LLC - MS AFTER SCHOOL, Kindergarten, PRE-K, NURSE
SYST	62537	1-31-2014	7.55	4303 WILLIAM BJORK - REIMBURSE
SYST	62538	1-31-2014	27.75	662 WILLIAM V MACGILL & COMPANY - NURSE Admin, Tech

BANK 01 TOTALS	SYSTEM CHECKS	NO CHECKS	CHECK AMOUNTS
	SYSTEM CHECKS	174	200,588.72
	OFFICE CHECKS	2	5,379.99
	VOID CHECKS	1	328.00
		-----	-----
		177	206,296.71