

TPSD School Nutrition Services 2019-2020



School Nutrition Department Programs:

- Data source for District Free and Reduced meal status
- Breakfast and lunch meals, after-school tutoring program snacks
- Special function meals, snacks, supplies to District meetings, school events and opening/closing ceremonies
- Special diets and food allergies
- Student Testing and Staff Development Snacks



School Nutrition Department Programs:

- Satellite student meals to Fillmore Center
- Contract meal service to Mississippi Action for Progress and Headstart Centers
- Farm to School – Growing Healthy Waves – contact and support to the Food Corp Service Member
- Meal service provider to Project SEARCH students, TPSD Discovery students, Summer Kindergarten SPLASH registration and all school field trips
- Summer Meals Program – TPSD Opportunity Camps, SPED Department – ESY Program, TPSD Summer meals to children



New Program - Closure meals

Operated under the USDA Summer Meal Program

MARCH 19-27, 2020

Drive-thru Meal Sites:

King ECEC, Lawhon, Lawndale, Pierce Street, Rankin

MARCH 30-April 7, 2020

Bus delivery meal service from TMS

Drive-thru Meal sites: Pierce Street and Lawndale

APRIL 8 – 24, 2020

Meal Service suspension days

APRIL 27 – MAY 22, 2020

Reopening with bus delivery meal service from TMS
and

Drive-thru meal service at Lawndale



Closure meals

TUESDAY & THURSDAY DELIVERY SITES

Hilldale Apartments, Parkway Terrace Apartments, North Green Housing Authority, Oak Creek Apartments, Haven Acres, Glen at Kirk Apartments, Kirkwood Apartments, South Park Manor, Chateau Royale Apartments

TOTAL MEALS PER DELIVERY DAY

816 lunches

1032 breakfasts

TUESDAY & THURSDAY DRIVE-THRU AT LAWNSDALE

Approximately 300 lunches and 300 breakfasts per pick up day



Closure meals

TOTAL MEALS PROJECTED FOR CLOSURE SERVICE

32,000 - Breakfast and lunch meals

PROJECTED MEAL REIMBURSEMENT

\$120,000

BUS DELIVERY MEAL SERVICE

In partnership with the
Tupelo/Lee County Hunger Coalition and
their volunteers.

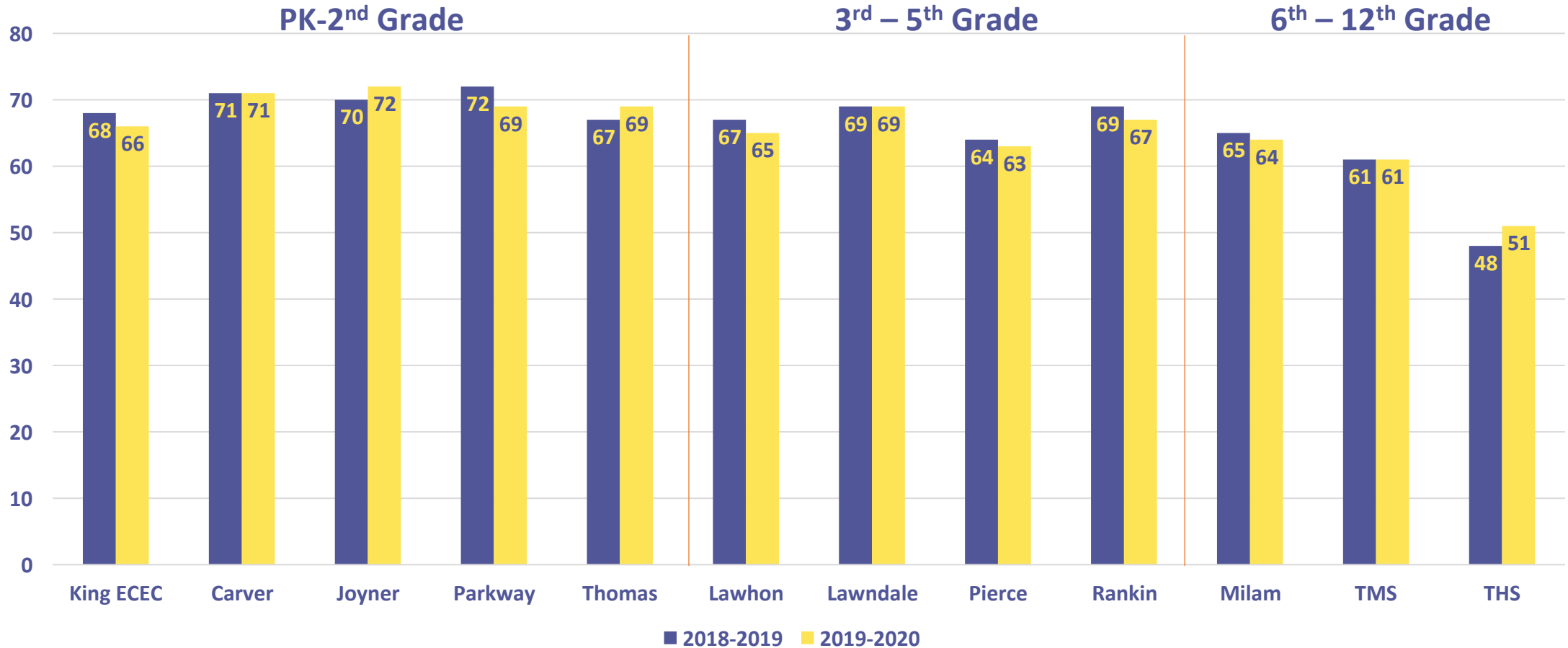


District Percentage of Free and Reduced

	May 2018-2019	May 2019-2020
Total # of Students on applications	2254	2016
Percentage of Free or Reduced	61.92	61.88
Total Enrollment	6890	6896



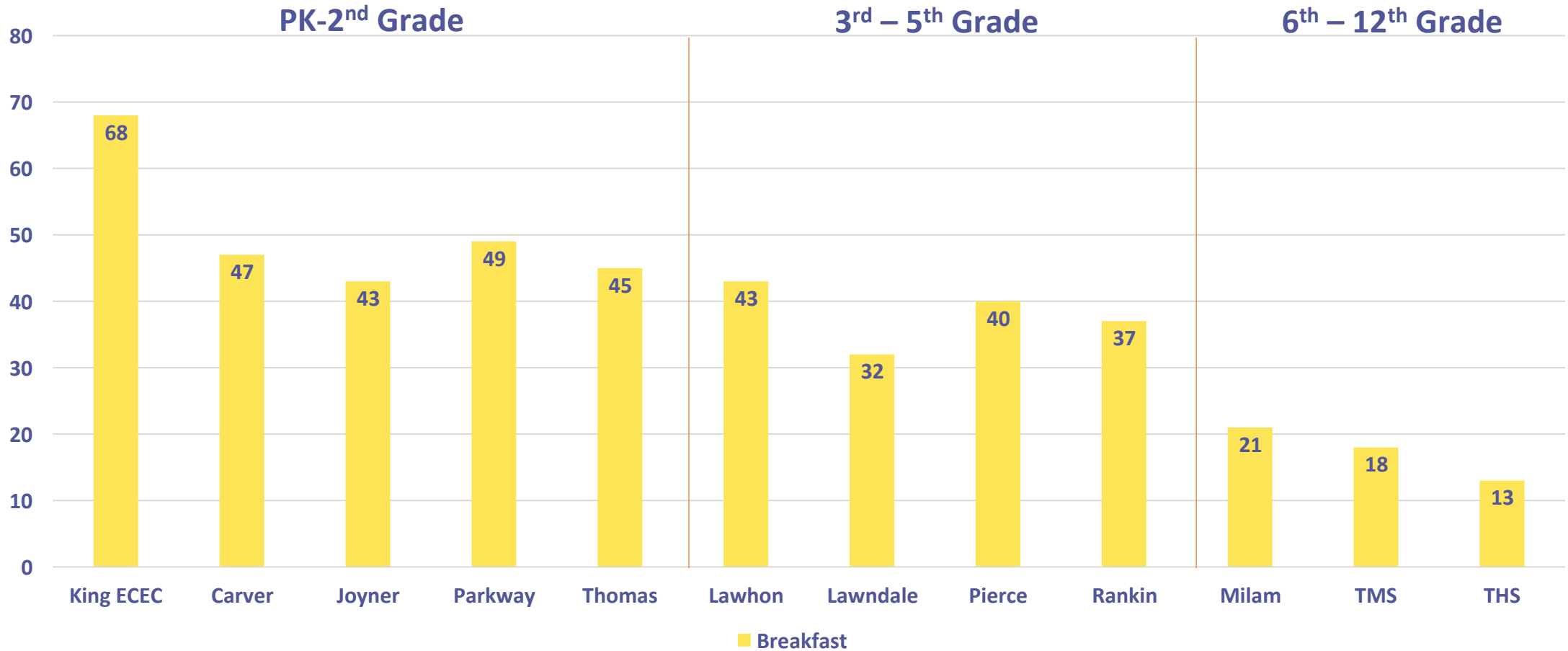
Percentage of Student Eligibility Status Pre-K to 12th Grade (Free and Reduced)



District percentage of Directly Certified students for 2019-2020 is 35%, which is the determination factor for the Community Eligibility Program.



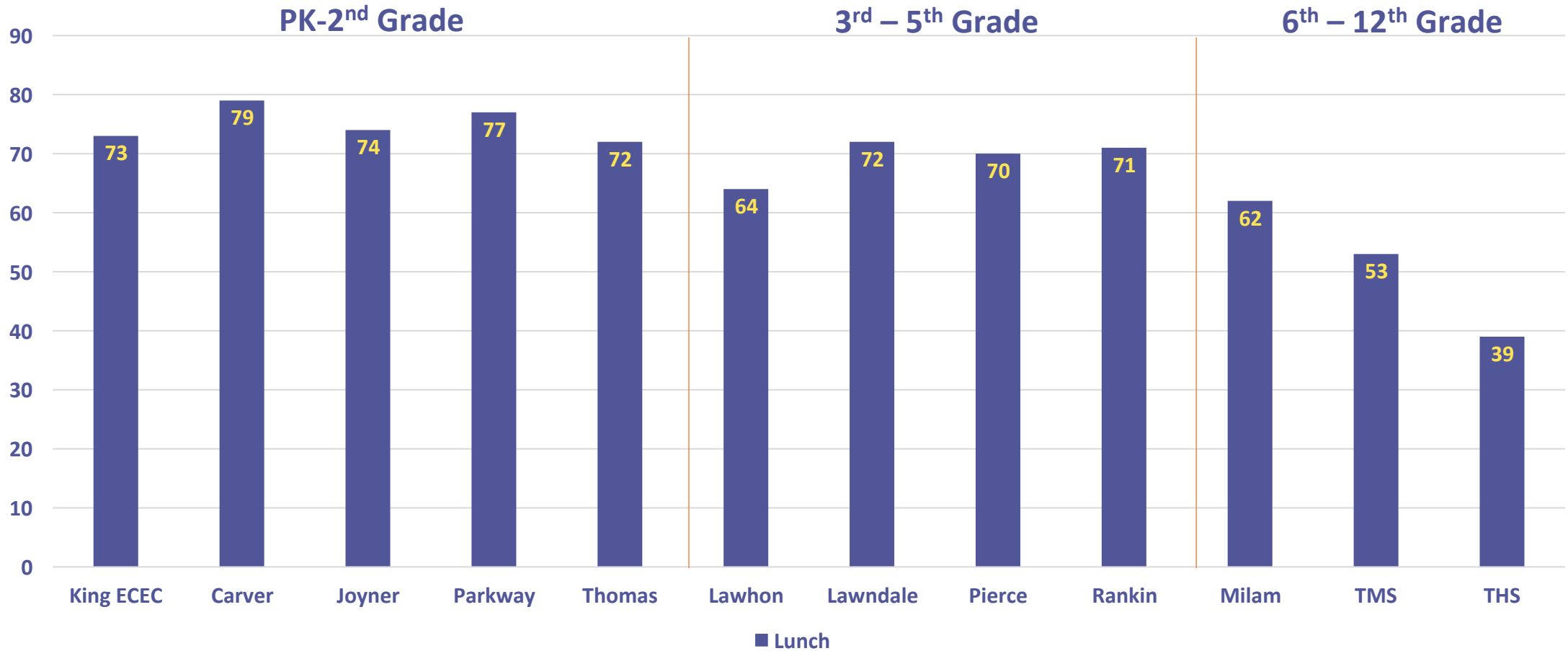
Percentage of Student Daily Participation Pre-K to 12th Grade - Breakfast



Average Daily Percentage to Average Daily Attendance



Percentage of Student Daily Participation Pre-K to 12th Grade - Lunch



Average Daily Percentage to Average Daily Attendance



USDA Commodities

Commodities Received	Value Amount
2018 – 2019	\$200,054.25
2019 – 2020	\$263,884.95



Federal Reimbursement Received

	Reimbursement Amount
2018 – 2019 (Aug. – May)	\$2,682,327.74
2019 – 2020 (Aug. – March)	\$1,995,503.27
Projected Reimbursement Reduction	(\$686,842.47)



Amount of Meal Charges

	Amount Charged
February 2019	\$35,218.21
February 2020	\$37,846.97
Difference	\$2,628.76

	Paid & Reduced Charges	Free Charges
2019-2020	\$17,140.44	\$20,698.53



Amount of Meal Charges

- Current Collection Steps:
 - Text/email sent to parent/guardian using School Status District software
 - Text/email/voice message sent to parent/guardian using District's Blackboard Software program
 - Phone calls from the Food Service Office directly to parent/guardians
 - Negative balance letters sent home with PK – 6th grade students
 - Negative balance letters sent by mail to TMS and THS students
 - Cafeteria managers call parents/guardians



Other Revenue Sources

	2018-2019	2019-2020
MAP – Mississippi Action for Progress	\$140,240.32 (Aug – May)	\$103,099.57 (Aug – March)
State Matching Funds	\$28,879.73	\$30,895.00
Special Functions	\$34,219.61 (Aug – May)	\$23,096.80 (Aug – March)



School Nutrition Bids – Cost Savings

- Milk:
 - The milk bid is saving the District approximately \$25,000 per year below the MDE Child Nutrition State pricing.
- Dish machine:
 - Dish machines to all cafeterias are supplied at no cost to the District.
 - The machines are serviced and maintained at no cost to the District.
 - Chemical pricing is below MS state contract pricing.
- Produce:
 - Weekly Price Quotes on produce from local vendors:
 - Cockrell Banana – Tupelo
 - 2018 – 2019: \$71,640.66
 - 2019 – 2020: \$65,504.33
 - United Produce – Starkville
 - USDA Commodity Produce – FFAVORS program
 - 2018 – 2019: \$40,514.25
 - 2019 – 2020: \$28,161.95.
 - Temporary Staffing:
 - Began 2019 – 2020 school year and is in current use.
 - The cost savings to the District is yet to be determined.




Department Fund Balance

YEAR	2110 FUND BALANCE	SUMMER FUND BALANCE	GRAND TOTAL
2017	\$320,777.20	\$120,123.23	\$440,900.43
2018	\$418,065.72	\$146,692.12	\$564,757.84
2019	\$573,180.44	\$151,507.79	\$724,688.23
Current 2020	\$607,784.13	\$115,397.01	To be determined

PROJECTED 2020 2110 FUND BALANCE is \$410,000 with \$110,000 in estimated ending food inventory
PROJECTED 2020 2110 FUND CASH BALANCE is \$300,000 (Depends upon May expenditures)





Questions?