

PUBLIC FUNDS ADVISORY

Pasadena ISD

Quarterly Investment Report

PRESENTED BY:

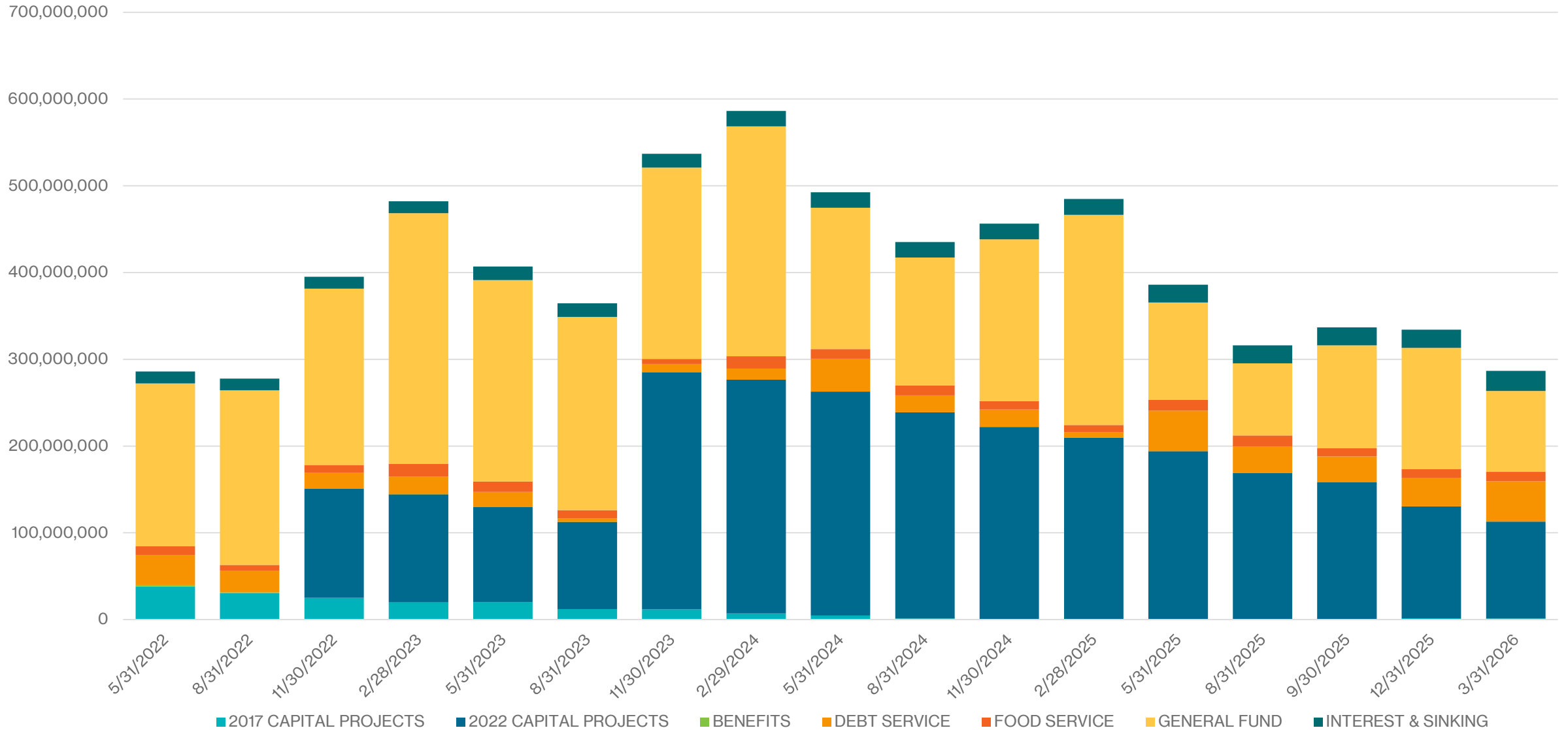
NICK VACCARI, CTP - REGIONAL DIRECTOR, ADVISORY SERVICES

MARCH 31, 2026



MEEDER
PUBLIC FUNDS

Historical Fund Balances – All Funds



Portfolio Summary – General

As of 3/31/2026

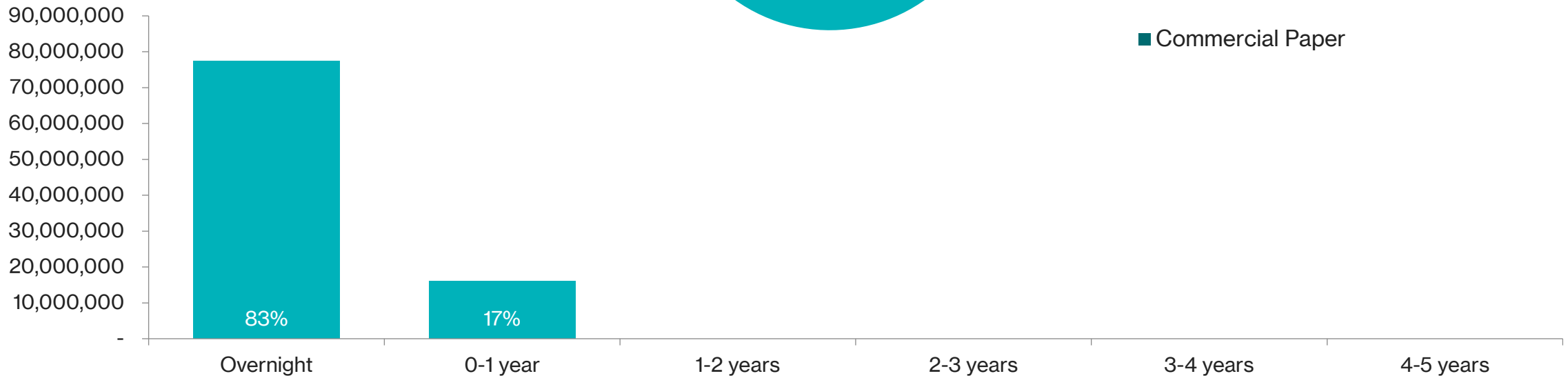
Your Portfolio

Cash/LGIPs	\$77,418,048
Securities Cost	\$16,073,495
Total	\$93,491,543

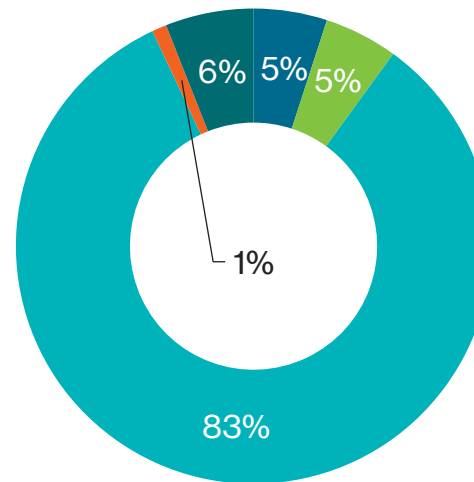
Your Portfolio

Weighted Average Maturity	0.07 years
Weighted Average Yield	3.83%
Est. Annual Interest Income	\$3,580,726

Your Maturity Distribution



Your Asset Allocation



- US Government Agencies
- US Treasuries
- Local Government Investment Pools
- Gulf Coast Educations CD
- Commercial Paper

Portfolio Summary – Capital Projects 2022

As of 3/31/2026

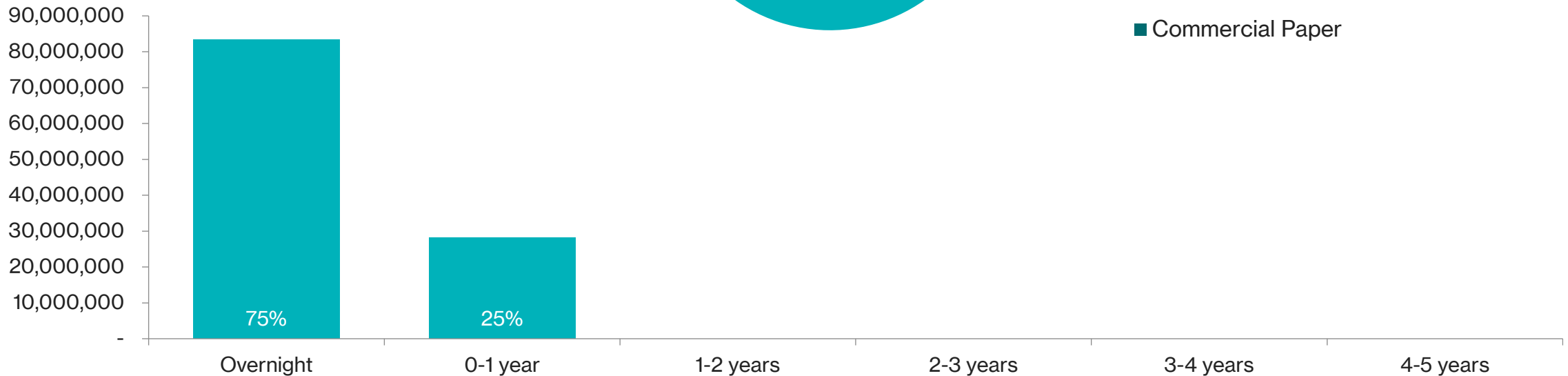
Your Portfolio

Cash/LGIPs	\$83,443,247
Securities Book Value	\$28,220,500
Total	\$111,663,747

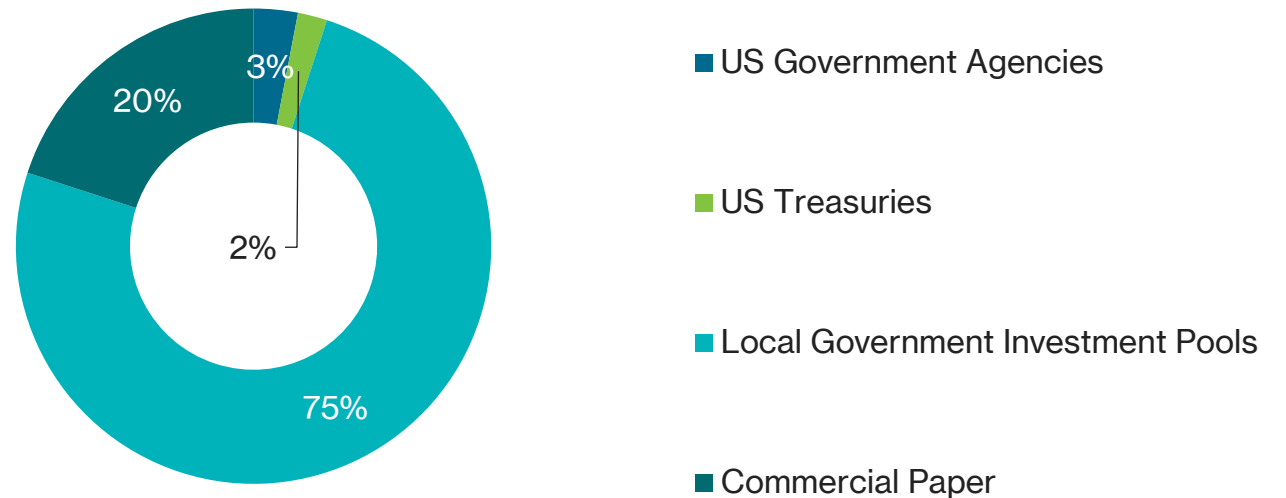
Your Portfolio

Weighted Average Maturity	0.02 years
Weighted Average Yield	3.89%
Est. Annual Interest Income	\$4,343,720

Your Maturity Distribution



Your Asset Allocation



Portfolio Summary – Capital Projects 2017

As of 3/31/2026

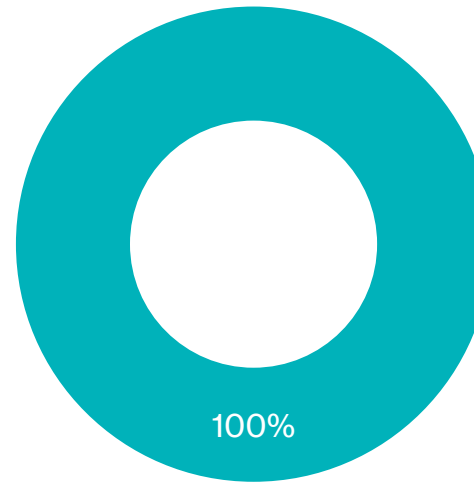
Your Portfolio

Cash/LGIPs	\$1,176,082
Securities Book Value	\$0
Total	\$1,176,082

Your Portfolio

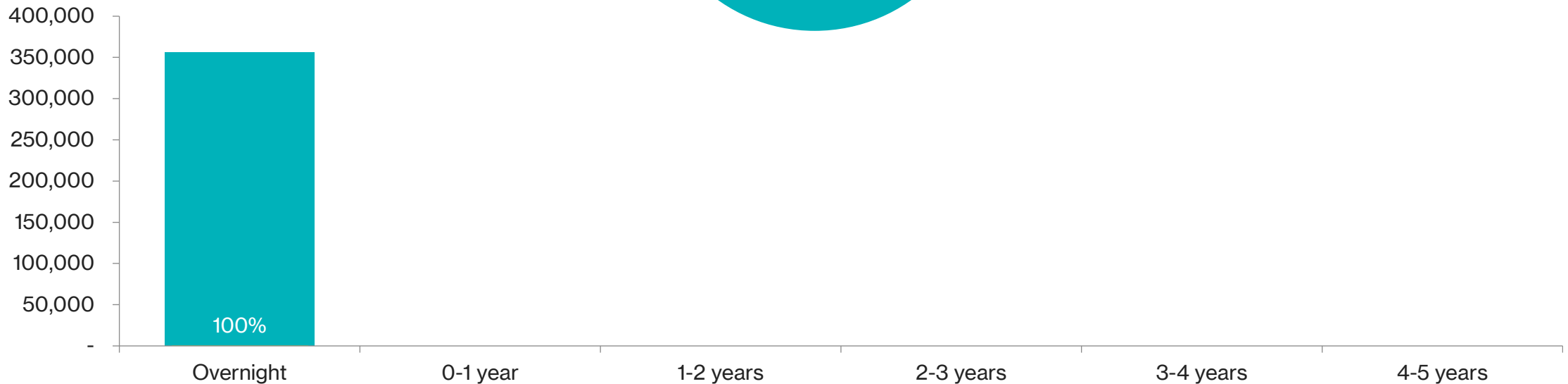
Weighted Average Maturity	0.00 years
Weighted Average Yield	3.78%
Est. Annual Interest Income	\$44,456

Your Asset Allocation



■ Local Government Investment Pools

Your Maturity Distribution



Portfolio Summary – Debt Service

As of 3/31/2026

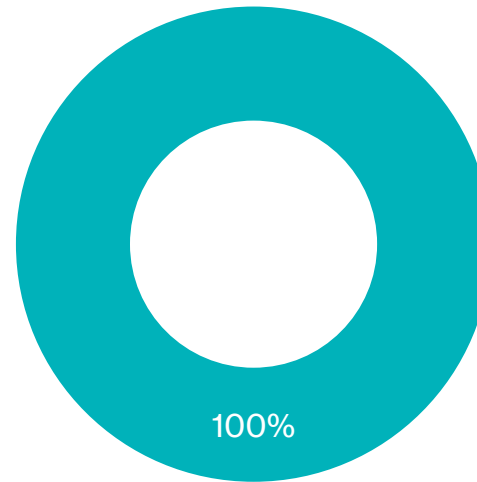
Your Portfolio

Cash/LGIPs	\$46,685,211
Securities Book Value	\$0
Total	\$46,685,211

Your Portfolio

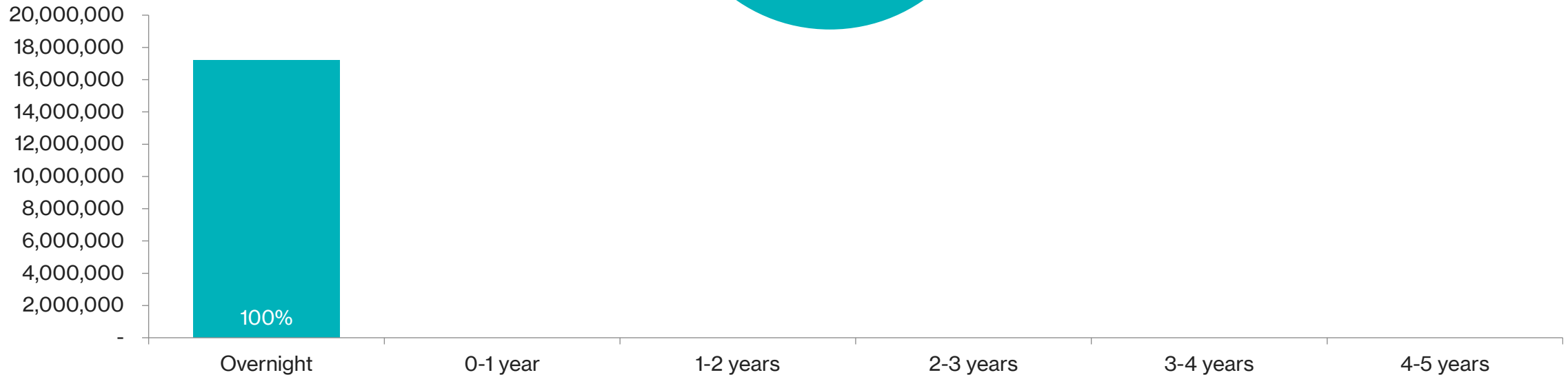
Weighted Average Maturity	0.00 years
Weighted Average Yield	3.80%
Est. Annual Interest Income	\$1,774,038

Your Asset Allocation



■ Local Government Investment Pools

Your Maturity Distribution



Portfolio Summary – Debt Service Sinking Fund

As of 3/31/2026

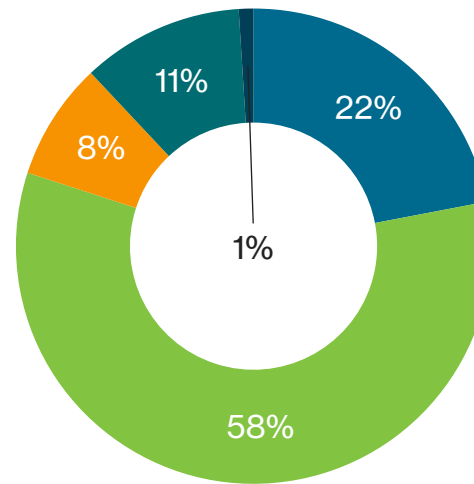
Your Portfolio

Cash/LGIPs	\$345,373
Securities Book Value	\$22,782,582
Total	\$23,127,955

Your Portfolio

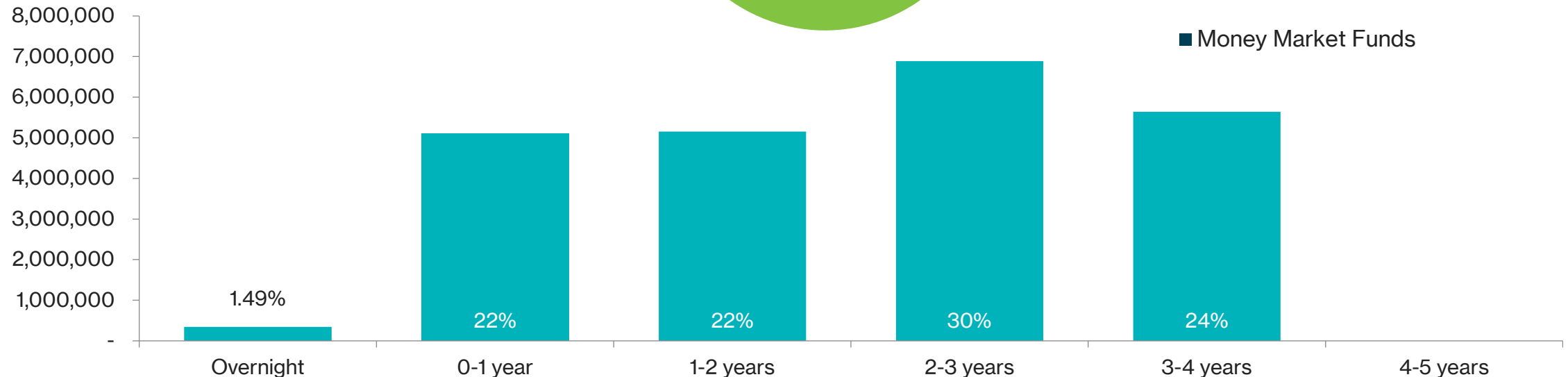
Weighted Average Maturity	2.02 years
Weighted Average Yield	3.96%
Est. Annual Interest Income	\$915,867

Your Asset Allocation



- US Government Agencies
- US Treasuries
- Municipal Bonds & Notes
- Commercial Paper
- Money Market Funds

Your Maturity Distribution



Portfolio Summary – Food Service

As of 3/31/2026

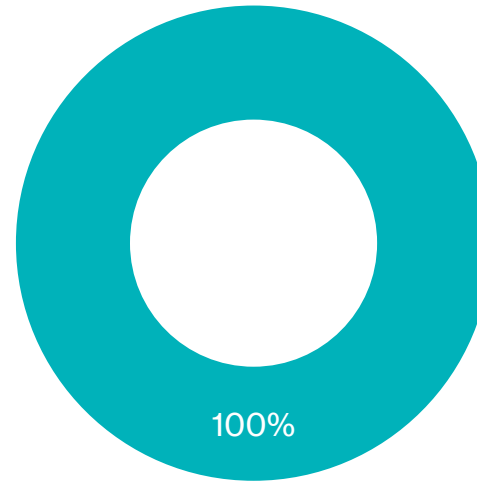
Your Portfolio

Cash/LGIPs	\$10,632,420
Securities Book Value	\$0
Total	\$10,632,420

Your Portfolio

Weighted Average Maturity	0.00 years
Weighted Average Yield	3.79%
Est. Annual Interest Income	\$402,969

Your Asset Allocation



■ Local Government Investment Pools

Your Maturity Distribution

