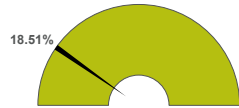


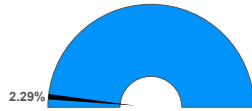
# General Fund | Dashboard Summary

For the Period Ending August 31, 2019

Projected Year End Fund Balance as % of Budgeted Revenues

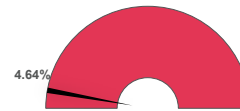


Actual YTD Revenues




Projected YTD Revenues  
8.65%

Actual YTD Local Sources



Projected YTD Local Sources  
0.77%

Actual YTD State Sources



Projected YTD State Sources  
12.61%

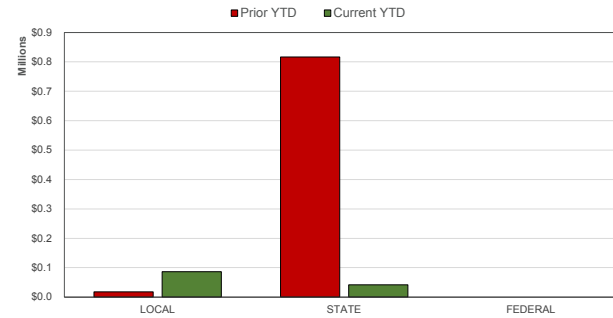
## Revenue Analysis

Top 10 Sources of Revenue by Object (YTD)

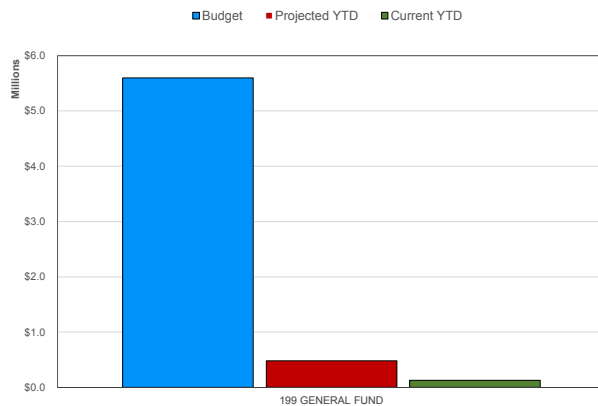
Taxes, Prior Years	\$69,944
Trs/Trs Care On-Behalf Payment	\$34,030
Penalties-Interest-Oth Tax Rev	\$7,635
Sp Ed Funds	\$7,092
Rent	\$4,150
Earnings Temp Deposits/Invest	\$2,785
Taxes-Current Year Levy	\$2,289
Other Revenues From Local	\$1,953
Per Capita Apportionment	\$0

Percent of Total Revenues YTD **101.56%**

Revenue by Source | Prior YTD vs. Current YTD



Revenues by Fund | Budget / Projected YTD / Current YTD



Revenue by Source | Projected YTD vs. Current YTD

