




# State Accountability 2023, 2024, 2025

Student  
Achievement

School  
Progress

Closing the  
Gaps



## Three Domains: Combining to Calculate Overall Rating

Better of Achievement or Progress  
70%

30%



Student  
Achievement



School  
Progress



Closing  
The Gaps

### Elementary/Middle Schools

- STAAR

**Weight**

100%

### High Schools, K–12, and Districts

- STAAR
- College, Career, and Military Readiness (CCMR)
- Graduation Rate

40%

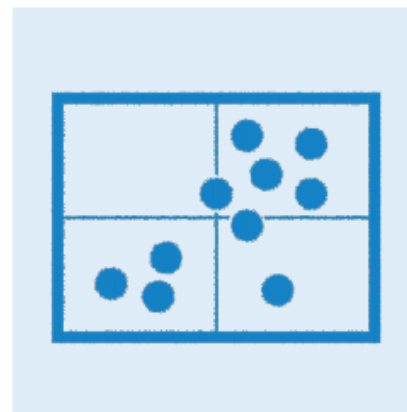
40%

20%

## Part A: Academic Growth



## Part B: Relative Performance



## Elementary/Middle Schools

## Weight<sup>1</sup>

- |   |     |
|---|-----|
| ■ Academic Achievement                                      | 30% |
| ■ STAAR Growth Status                                       | 50% |
| ■ English Language Proficiency <sup>2</sup>                 | 10% |
| ■ Student Achievement Domain Score:<br>STAAR Component Only | 10% |

## High Schools, K–12, AEAs, and Districts

## Weight<sup>1</sup>

- |   |     |
|---|-----|
| ■ Academic Achievement  | 50% |
| ■ Federal Graduation Status<br>(STAAR Growth Status if not available)   | 10% |
| ■ English Language Proficiency <sup>2</sup>   | 10% |
| ■ College, Career, and Military Readiness<br>(Student Achievement Domain Score:<br>STAAR Component Only if not available) | 30% |

# Accountability Ratings–2023

Huntsville ISD	C	
Huntsville High	C	
Mance Park Middle	B	★
Huntsville Intermediate	D	
Estella Stewart Elementary	C	
Samuel Walker Houston Elementary	C	★
Scott Johnson Elementary	B	★
Huntsville Elementary	C	
Gibbs Pre K Center	C	
Texas Online Preparatory–High	B	★
Texas Online Preparatory–Middle	B	★
Texas Online Preparatory–Elementary	F	



**Distinction Designations:** Top 25% Comparative Academic Growth (MPMS)



**Distinction Designations:** Academic Achievement in Rdg./Language Arts (SWHE)


**Distinction Designations:** Top 25% Comparative Closing the Gaps (SJE)

**Distinction Designations:** Academic Achievement in Rdg./Language Arts, Mathematics, Science, Social Studies, Top 25% Comparative Closing the Gaps (TOPS HS)

**Distinction Designations:** Top 25% Comparative Closing the Gaps (TOPS MS)

# Accountability Ratings–2024

Huntsville ISD	C
Huntsville High	C
Mance Park Middle	C 
Huntsville Intermediate	D
Estella Stewart Elementary	F
Samuel Walker Houston Elementary	F
Scott Johnson Elementary	C
Huntsville Elementary	C
Gibbs Pre K Center	C
Texas Online Preparatory–High	B 
Texas Online Preparatory–Middle	C
Texas Online Preparatory–Elementary	F

 **Distinction Designations:** Academic Achievement in Rdg./Language Arts, Mathematics, Science (TOPS HS)

**Distinction Designations:** Top 25% Comparative Academic Growth (MPMS)



# Accountability Ratings–2025

Huntsville ISD	D
Huntsville High	D
Mance Park Middle	C ★
Estella Stewart Elementary	D
Samuel Walker Houston Elementary	F
Scott Johnson Elementary	F
Huntsville Elementary	F
Texas Online Preparatory–High	C ★
Texas Online Preparatory–Middle	D
Texas Online Preparatory–Elementary	F

★ **Distinction Designations:** Academic Achievement in Rdg./Language Arts, Mathematics, Science (TOPS HS)

**Distinction Designations:** Top 25% Comparative Academic Growth (MPMS)