



# SUPERINTENDENT DASHBOARD STUDENT ATTENDANCE

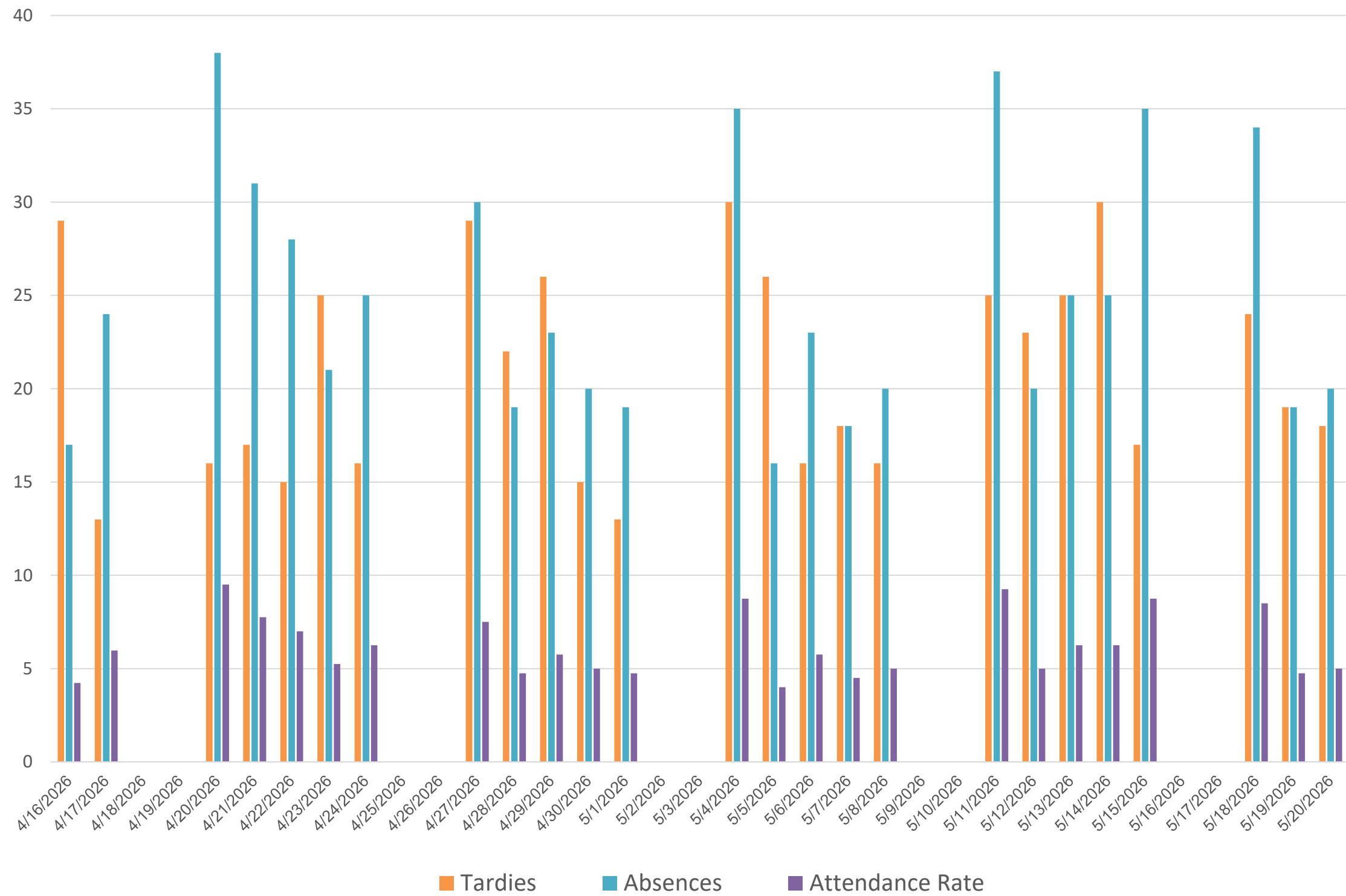
Board of Education Meeting  
Keeneyville School District 20

May 28, 2026



# GREENBROOK SCHOOL STUDENT ATTENDANCE

## APRIL 16 – MAY 20, 2026

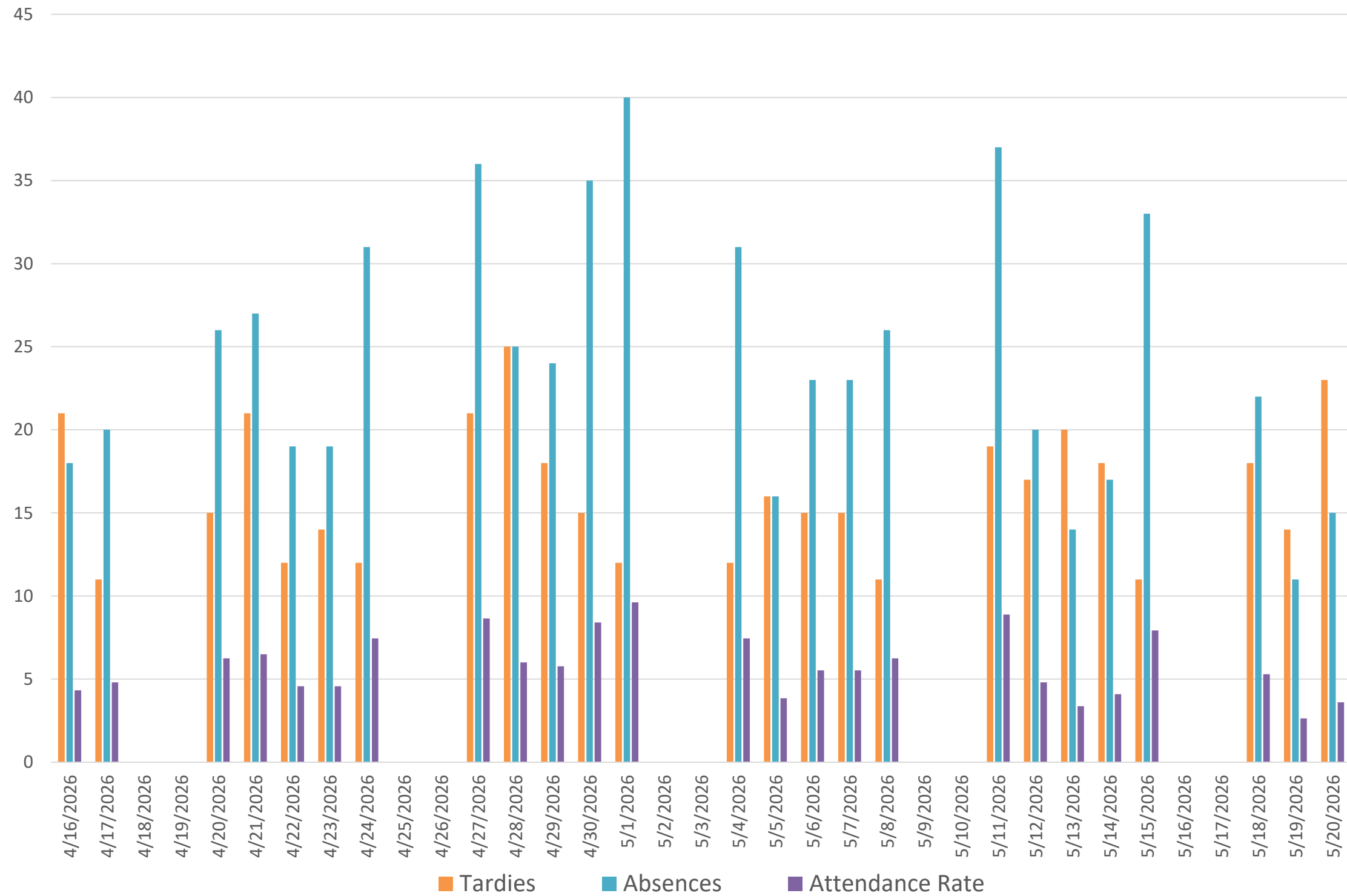


## GREENBROOK STUDENT ATTENDANCE

Date	Tardy	Absent	Attendance Rate
4/16/2026	29	17	4.23
4/17/2026	13	24	5.97
4/20/2026	16	38	9.50
4/21/2026	17	31	7.75
4/22/2026	15	28	7.00
4/23/2026	25	21	5.25
4/24/2026	16	25	6.25
4/27/2026	29	30	7.50
4/28/2026	22	19	4.75
4/29/2026	26	23	5.75
4/30/2026	15	20	5.00
5/1/2026	13	19	4.75
5/4/2026	30	35	8.75
5/5/2026	26	16	4.00
5/6/2026	16	23	5.75
5/7/2026	18	18	4.50
5/8/2026	16	20	5.00
5/11/2026	25	37	9.25
5/12/2026	23	20	5.00
5/13/2026	25	25	6.25
5/14/2026	30	25	6.25
5/15/2026	17	35	8.75
5/18/2026	24	34	8.50
5/19/2026	19	19	4.75
5/20/2026	18	20	5.00

# WATERBURY SCHOOL STUDENT ATTENDANCE

## APRIL 16 – MAY 20, 2026

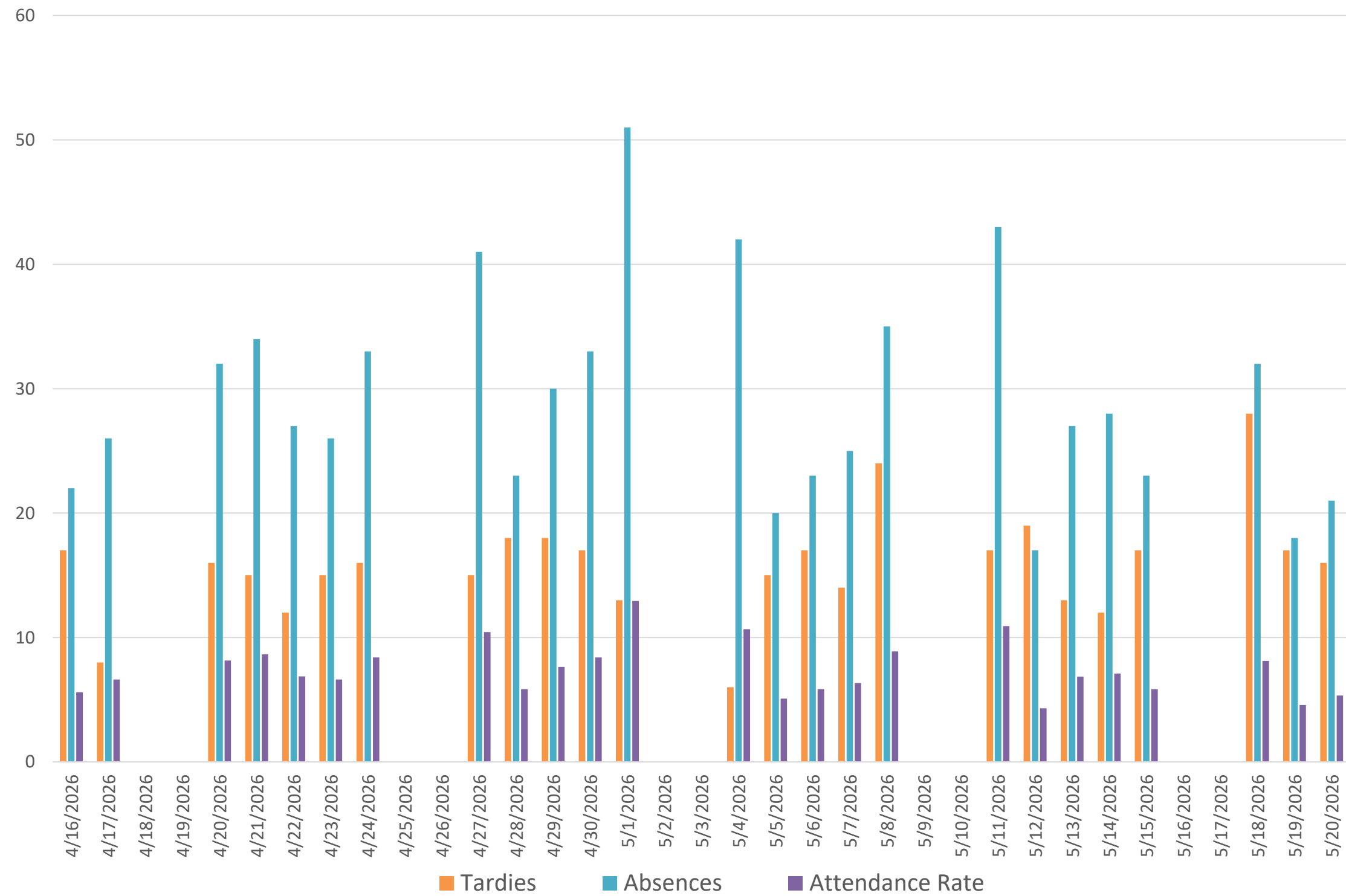


# WATERBURY STUDENT ATTENDANCE

Date	Tardy	Absent	Attendance Rate
4/16/2026	21	18	4.33
4/17/2026	11	20	4.81
4/20/2026	15	26	6.25
4/21/2026	21	27	6.49
4/22/2026	12	19	4.57
4/23/2026	14	19	4.57
4/24/2026	12	31	7.45
4/27/2026	21	36	8.65
4/28/2026	25	25	6.01
4/29/2026	18	24	5.77
4/30/2026	15	35	8.41
5/1/2026	12	40	9.62
5/4/2026	12	31	7.45
5/5/2026	16	16	3.85
5/6/2026	15	23	5.53
5/7/2026	15	23	5.53
5/8/2026	11	26	6.25
5/11/2026	19	37	8.89
5/12/2026	17	20	4.81
5/13/2026	20	14	3.37
5/14/2026	18	17	4.09
5/15/2026	11	33	7.93
5/18/2026	18	22	5.29
5/19/2026	14	11	2.64
5/20/2026	23	15	3.61


# SPRING WOOD MIDDLE SCHOOL STUDENT ATTENDANCE

## APRIL 16 – MAY 20, 2026



## SPRING WOOD MIDDLE SCHOOL STUDENT ATTENDANCE

Date	Tardy	Absent	Attendance Rate
4/16/2026	17	22	5.60
4/17/2026	8	26	6.62
4/20/2026	16	32	8.14
4/21/2026	15	34	8.65
4/22/2026	12	27	6.87
4/23/2026	15	26	6.62
4/24/2026	16	33	8.40
4/27/2026	15	41	10.43
4/28/2026	18	23	5.85
4/29/2026	18	30	7.63
4/30/2026	17	33	8.40
5/1/2026	13	51	12.94
5/4/2026	6	42	10.66
5/5/2026	15	20	5.08
5/6/2026	17	23	5.84
5/7/2026	14	25	6.35
5/8/2026	24	35	8.88
5/11/2026	17	43	10.91
5/12/2026	19	17	4.31
5/13/2026	13	27	6.85
5/14/2026	12	28	7.11
5/15/2026	17	23	5.84
5/18/2026	28	32	8.12
5/19/2026	17	18	4.57
5/20/2026	16	21	5.33





# SUPERINTENDENT DASHBOARD

STAFF ATTENDANCE  
BOARD OF EDUCATION MEETING

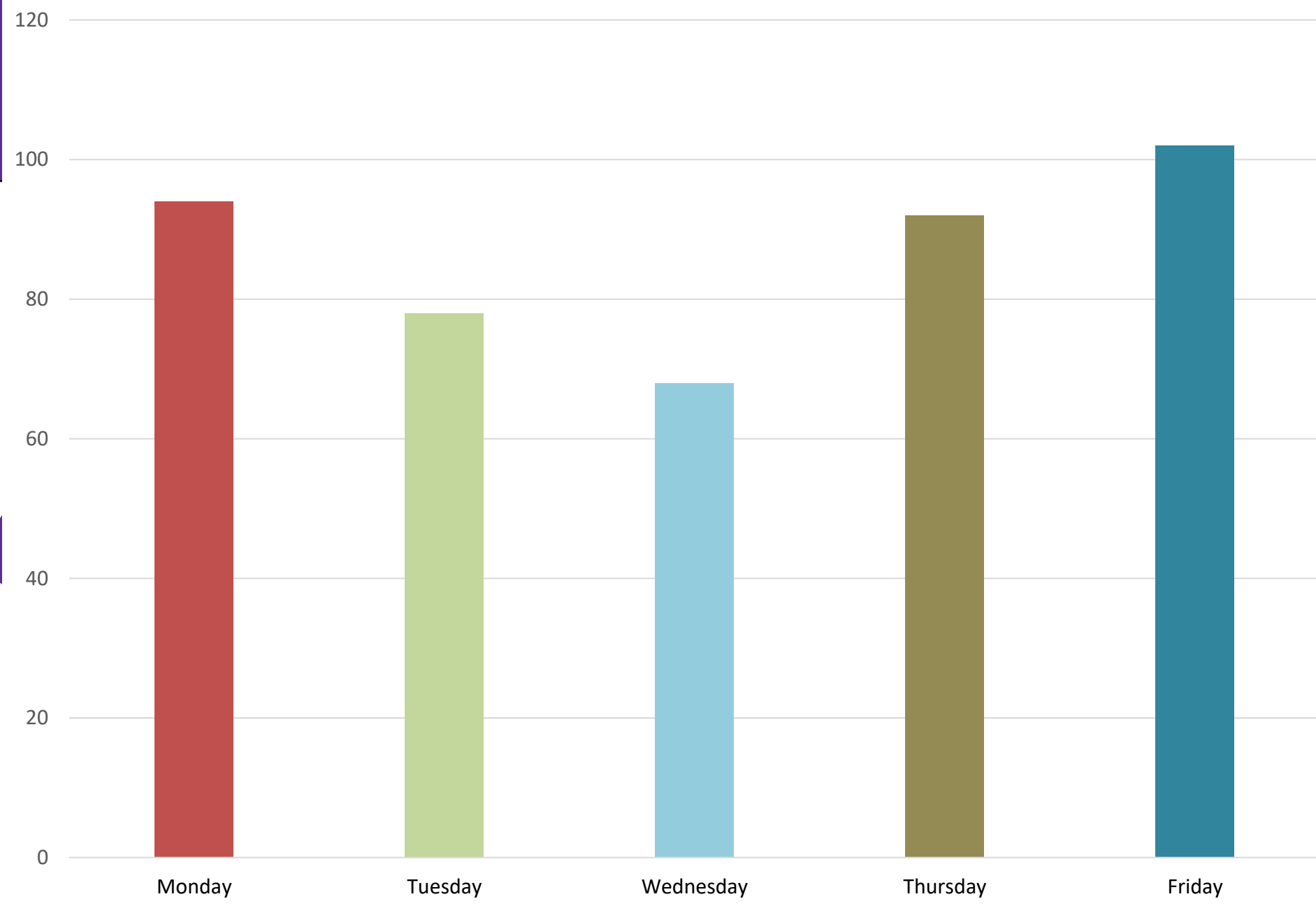
MAY 28, 2026



# STAFF ATTENDANCE

## APRIL 16 – MAY 20, 2026

Absences by Day of the Week

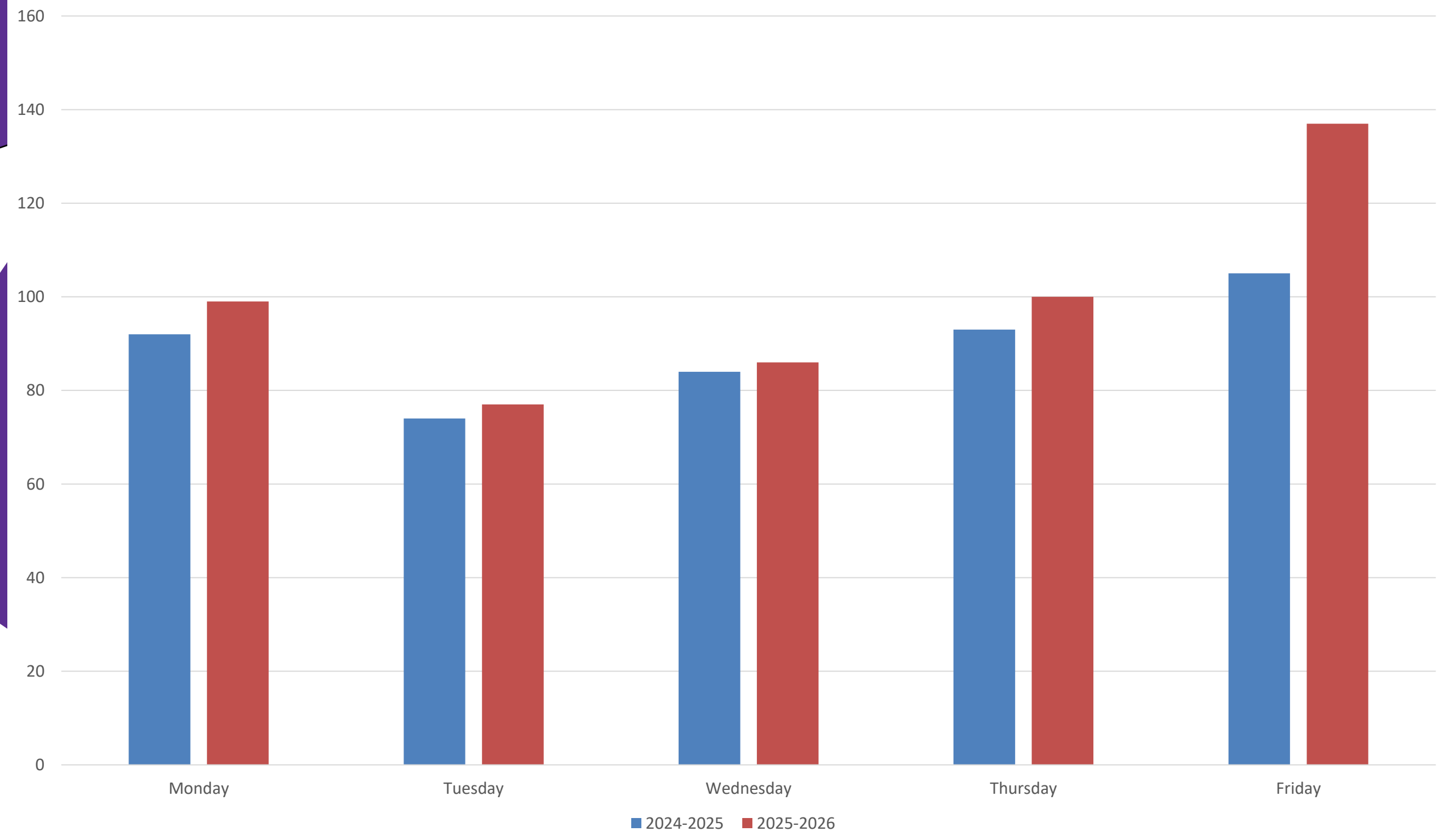


Day of Week	Total
Monday	99
Tuesday	77
Wednesday	86
Thursday	100
Friday	137
Totals	499

# STAFF ATTENDANCE

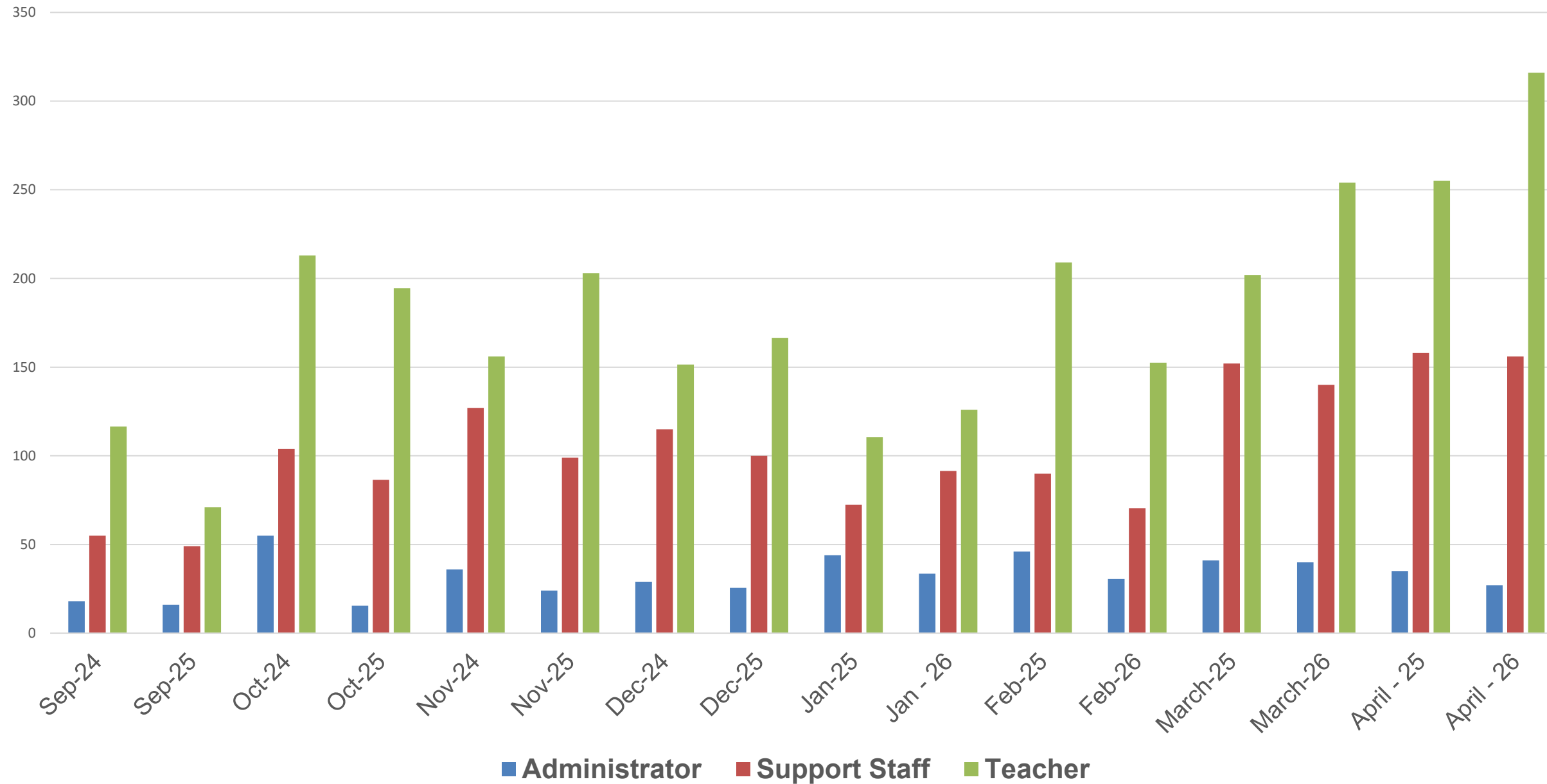
## APRIL 16 – MAY 20, 2026

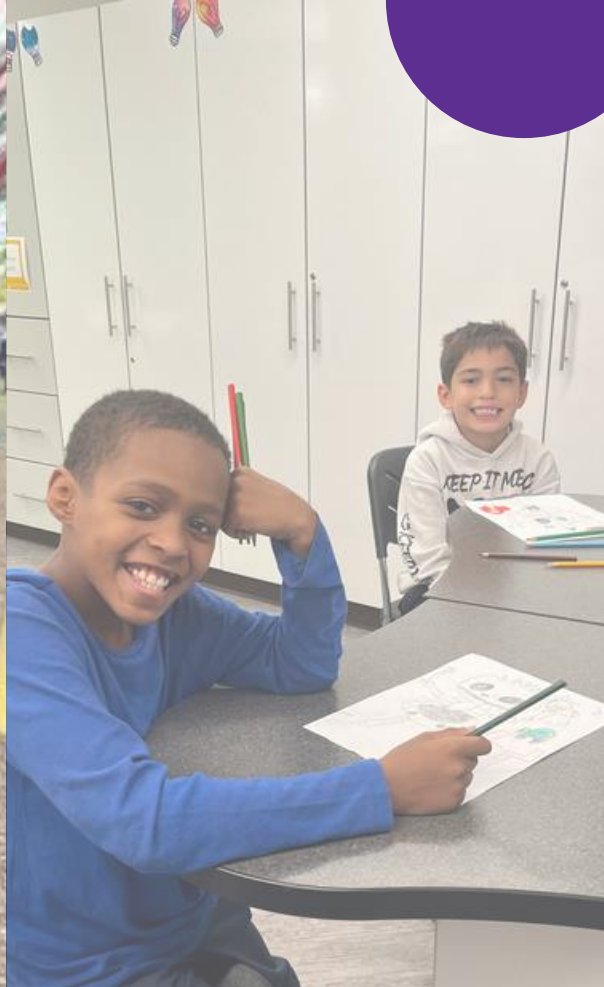
### Day of the Week for April



# Staff Attendance 2024-2026 by Month

Staff Absences by Employee





**THANK YOU!**

