



UNITED INDEPENDENT SCHOOL DISTRICT INFORMATIONAL ITEM

TOPIC: 2012 Texas Assessment of Knowledge and Skills (TAKS) Results for Re-Testers

SUBMITTED BY: Emma Leza, Executive Director for Instructional Accountability

OF: Curriculum & Instruction Department

APPROVED FOR TRANSMITTAL TO SCHOOL BOARD: _____

DATE ASSIGNED FOR BOARD CONSIDERATION: _____ January 16, 2013





INFORMATIONAL REPORT:

TAKS results for 2012 October Administration for Re-testers.

2012 OCTOBER EXIT LEVEL RETEST REPORT





MATH SOCIAL STUDIES

M, SS, Sci recv'd 11/14/2012
 ELA recv'd 12/03/2012

CAMPUS	GRADE 11 EXIT LEVEL			GRADE 12 EXIT LEVEL			GRADE 11 EXIT LEVEL			GRADE 12 EXIT LEVEL		
	Tested	Passed	% Passed	Tested	Passed	% Passed	Tested	Passed	% Passed	Tested	Passed	% Passed
 United High School	41	31	76%	53	23	43%	40	38	95%	14	12	86%
 United South High School	None			51	13	25%	None			18	14	78%
 Alexander High School	*	*	*	72	33	46%	None			33	30	91%
 Lyndon B. Johnson High School	None			88	36	41%	None			43	34	79%
DISTRICT	43	31	72%	264	105	40%	40	38	95%	108	90	83%

SCIENCE

ELA

CAMPUS	GRADE 11 EXIT LEVEL			GRADE 12 EXIT LEVEL			GRADE 11 EXIT LEVEL			GRADE 12 EXIT LEVEL		
	Tested	Passed	% Passed	Tested	Passed	% Passed	Tested	Passed	% Passed	Tested	Passed	% Passed
 United High School	41	33	80%	44	24	55%	42	39	93%	38	24	63%
 United South High School	None			43	18	42%	None			43	21	49%
 Alexander High School	*	*	*	64	37	58%	*	*	*	55	38	69%
 Lyndon B. Johnson High School	*	*	*	68	33	49%	None			72	35	49%
DISTRICT	44	34	77%	219	112	51%	43	40	93%	208	118	57%

*Indicates results are masked due to small numbers to protect student confidentiality.