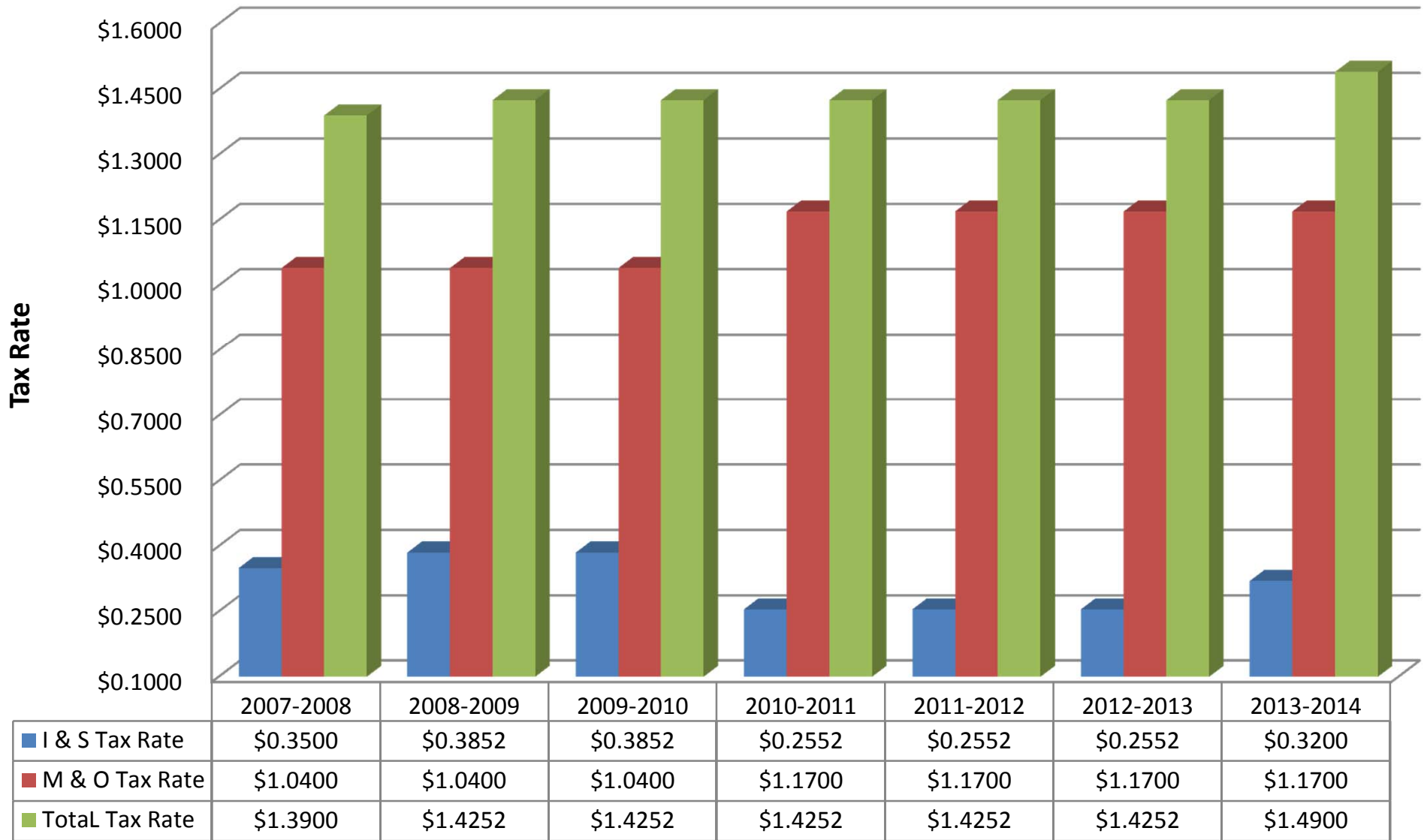
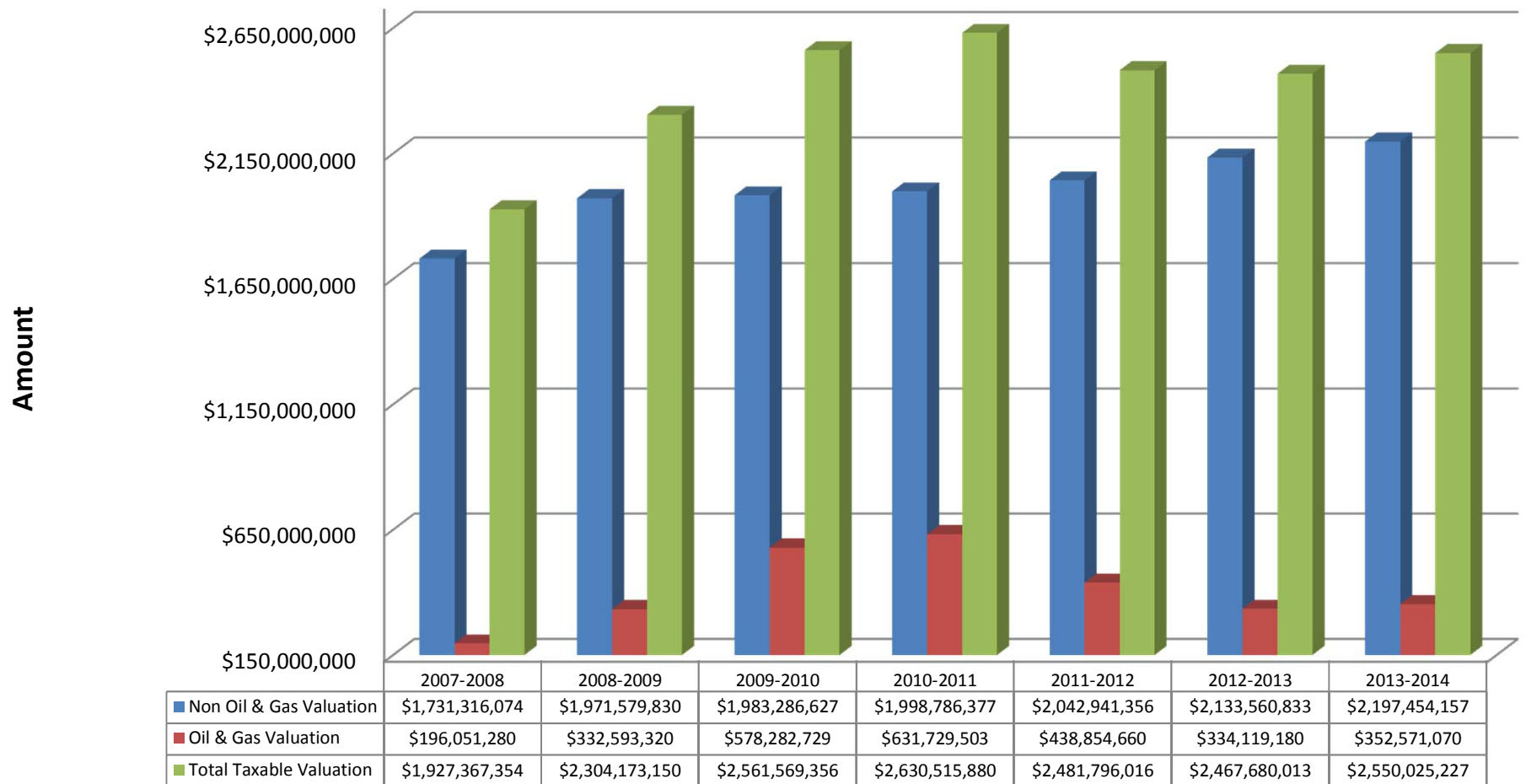


Aledo ISD Tax Rates



Aledo ISD Taxable Valuations

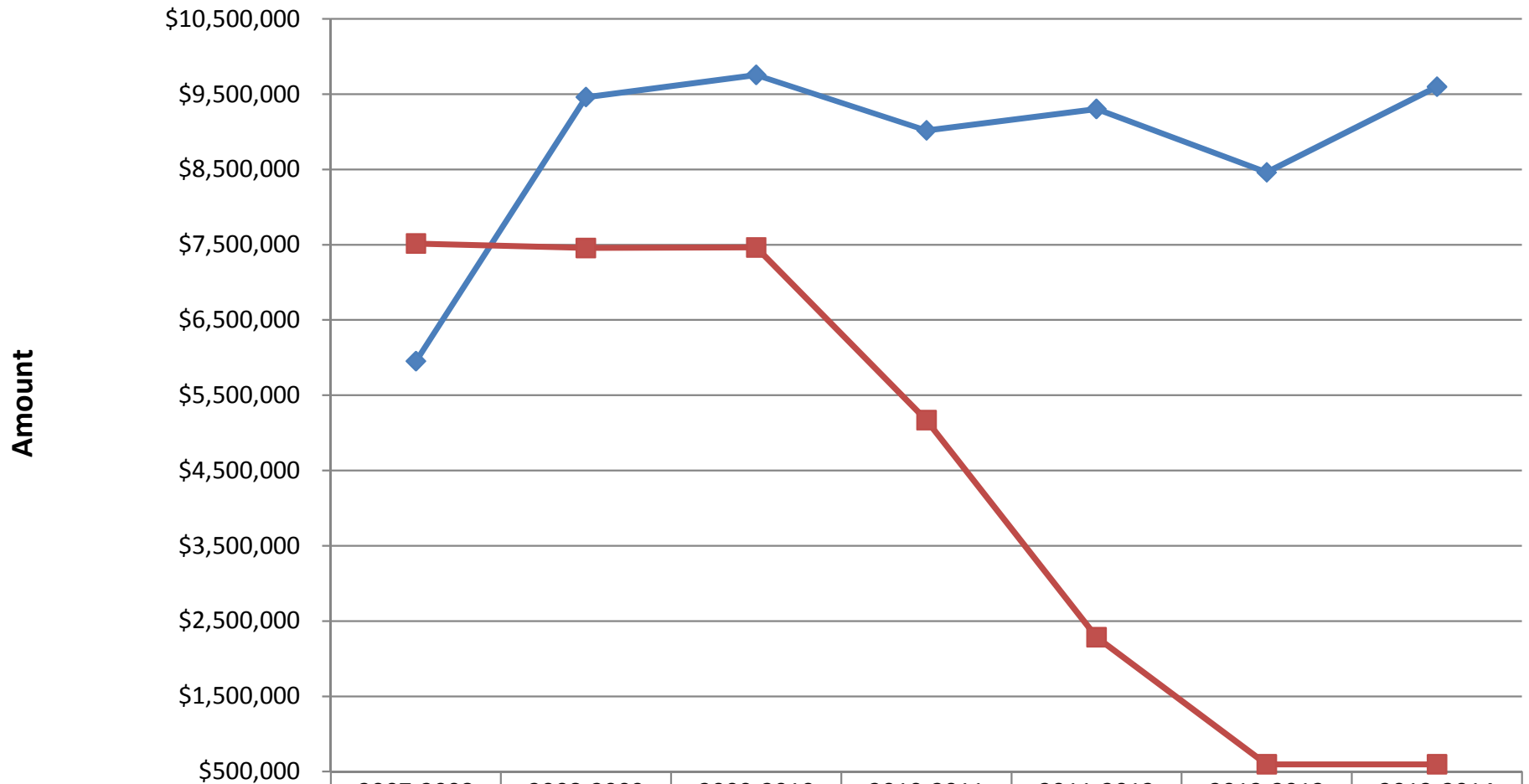


**Aledo ISD
Debt Service Fund
Historical Review/Projections
September 10, 2013**

<u>Description</u>	<u>2007-2008 Audited</u>	<u>2008-2009 Audited</u>	<u>2009-2010 Audited</u>	<u>2010-2011 Audited</u>	<u>2011-2012 Audited</u>	<u>2012-2013 Unaudited</u>	<u>2013-2014 Budget</u>
Property Tax Revenues/Collections	\$ 7,324,016	\$ 9,401,309	\$ 9,763,057	\$ 6,722,323	\$ 6,270,542	\$ 6,409,962	\$ 7,995,508
State Revenue/Transfer In from General Fund	203,110	-	-	-	-	-	1,601,105
Principal/Interest Payments & Fees	<u>(5,949,765)</u>	<u>(9,460,159)</u>	<u>(9,753,434)</u>	<u>(9,018,474)</u>	<u>(9,302,247)</u>	<u>(8,460,642)</u>	<u>(9,596,613)</u>
Excess (Deficiency) of Revenues Over (Under) Expenditures	1,577,361	(58,850)	9,623	(2,296,151)	(3,031,705)	(2,050,680)	-
Refunding Bonds Issued	12,243,624	-	-	-	9,965,764	28,468,818	-
Payment to Bond Refunding Escrow Agent	<u>(7,640,391)</u>	<u>-</u>	<u>-</u>	<u>-</u>	<u>(9,820,480)</u>	<u>(28,105,165)</u>	<u>-</u>
Net Change in Fund Balance	6,180,594	(58,850)	9,623	(2,296,151)	(2,886,421)	(1,687,027)	-
Debt Service Fund Balance, Sept 1	<u>1,334,284</u>	<u>7,514,878</u>	<u>7,456,028</u>	<u>7,465,651</u>	<u>5,169,500</u>	<u>2,283,079</u>	<u>596,052</u>
Debt Service Fund Balance, Aug 31	<u>\$ 7,514,878</u>	<u>\$ 7,456,028</u>	<u>\$ 7,465,651</u>	<u>\$ 5,169,500</u>	<u>\$ 2,283,079</u>	<u>\$ 596,052</u>	<u>\$ 596,052</u>
Actual/Proposed Debt Service Tax Rate	<u>\$ 0.3500</u>	<u>\$ 0.3852</u>	<u>\$ 0.3852</u>	<u>\$ 0.2552</u>	<u>\$ 0.2552</u>	<u>\$ 0.2552</u>	<u>\$ 0.3200</u>
Debt Service Fund Tax on \$250,000 Home	<u>\$ 875.00</u>	<u>\$ 963.00</u>	<u>\$ 963.00</u>	<u>\$ 638.00</u>	<u>\$ 638.00</u>	<u>\$ 638.00</u>	<u>\$ 800.00</u>

Notes: Tax Ratification Election (TRE) was passed on August 28, 2010, resulting in the decrease to the debt service tax rate in 2010-2011.
The proposed debt service tax increase on a \$250,000 home is \$162.00 per year or \$13.50 per month or \$0.44 per day.

Aledo ISD Debt Service Fund Expenditures & Fund Balance

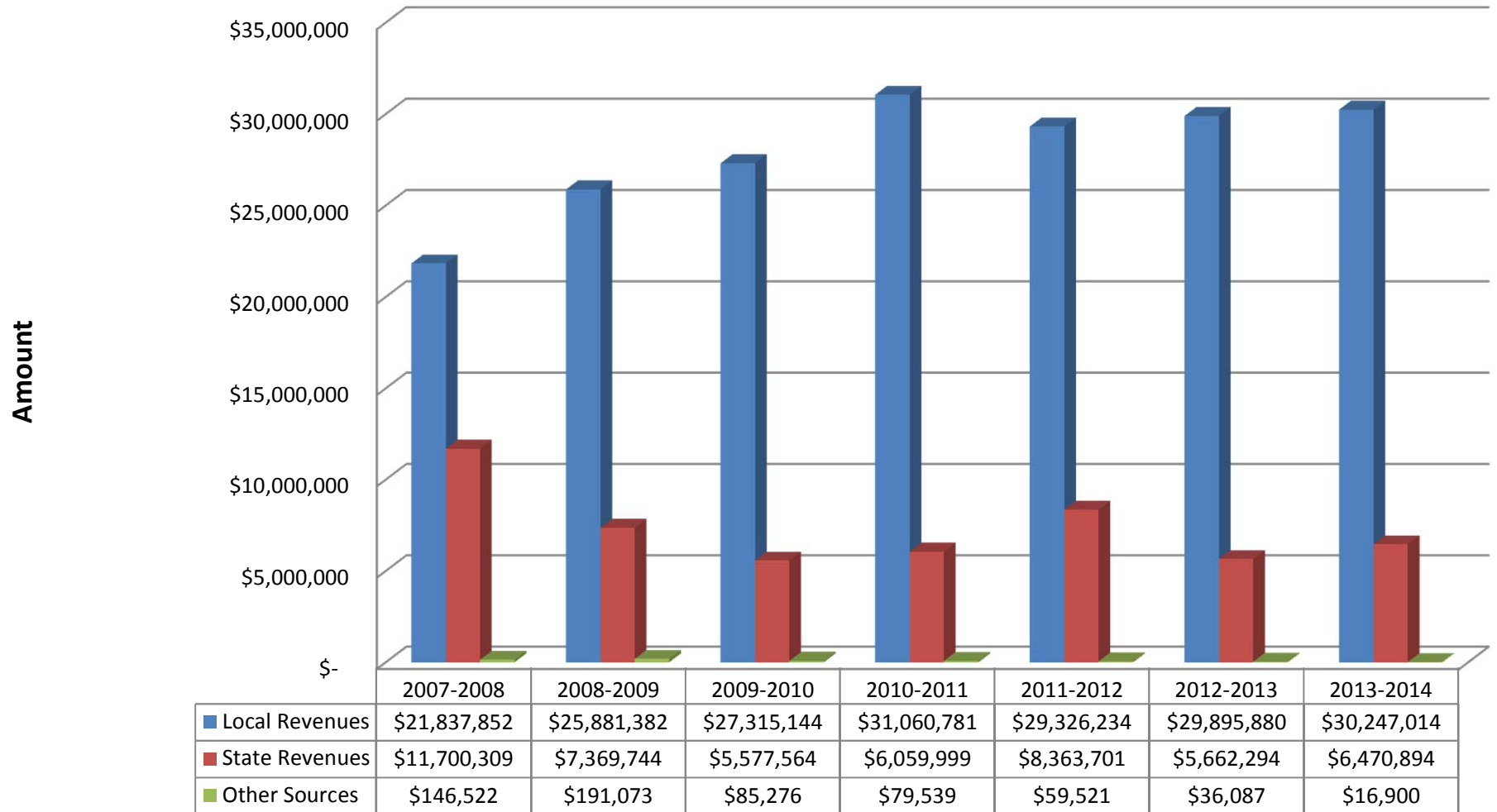


**Aledo ISD
General Fund
Historical Review/Projections
September 10, 2013**

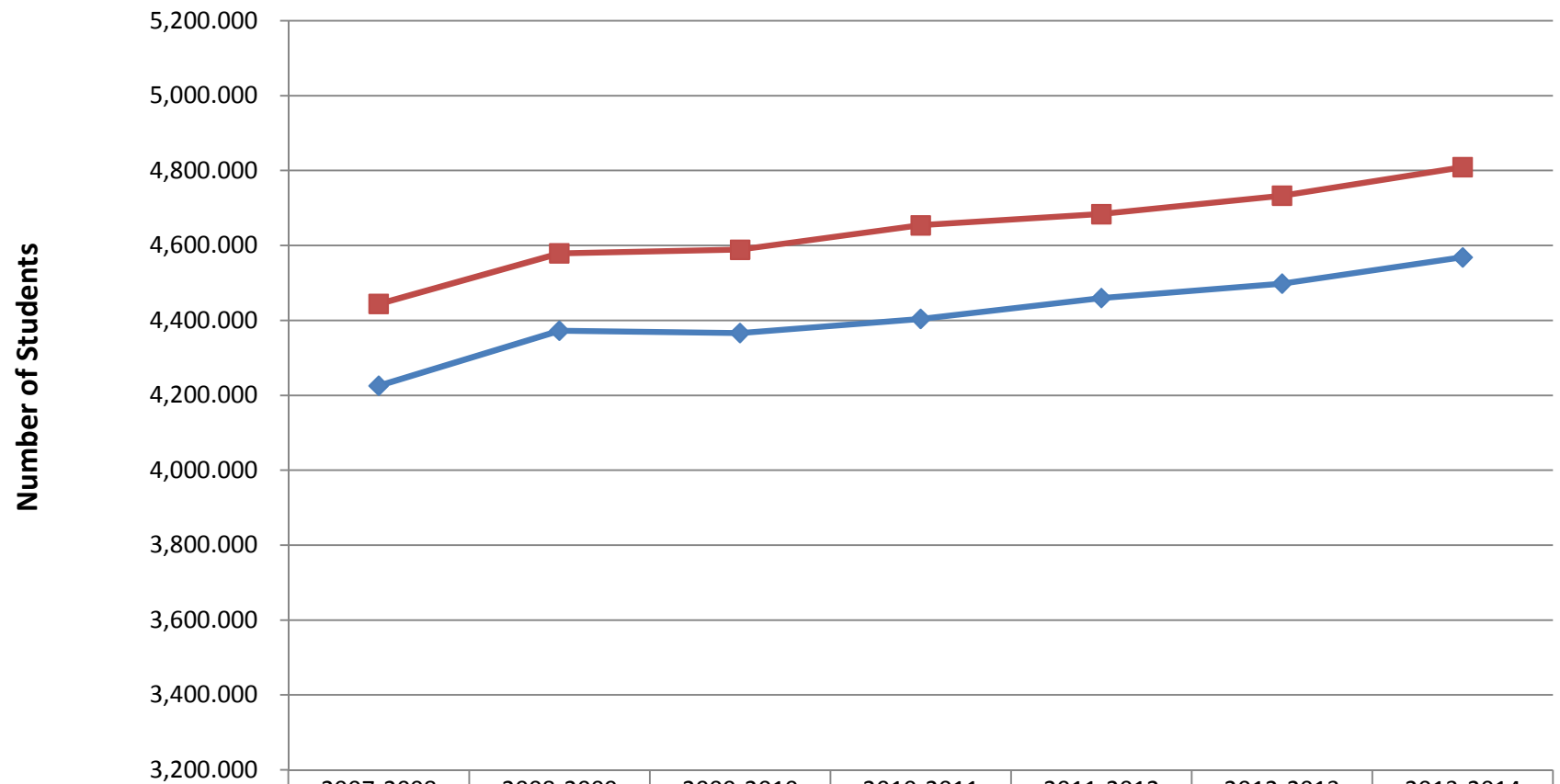
<u>Description</u>	<u>2007-2008 Audited</u>	<u>2008-2009 Audited</u>	<u>2009-2010 Audited</u>	<u>2010-2011 Audited</u>	<u>2011-2012 Audited</u>	<u>2012-2013 Unaudited</u>	<u>2013-2014 Budget</u>
Revenues:							
Local Revenues	\$ 21,837,852	\$ 25,881,382	\$ 27,315,144	\$ 31,060,781	\$ 29,326,234	\$ 29,895,880	\$ 30,247,014
State Revenues	11,700,309	7,369,744	5,577,564	6,059,999	8,363,701	5,662,294	6,470,894
Other Sources	<u>146,522</u>	<u>191,073</u>	<u>85,276</u>	<u>79,539</u>	<u>59,521</u>	<u>36,087</u>	<u>16,900</u>
Total Revenues	<u>33,684,683</u>	<u>33,442,199</u>	<u>32,977,984</u>	<u>37,200,319</u>	<u>37,749,456</u>	<u>35,594,262</u>	<u>36,734,808</u>
Expenditures:							
Classroom Instruction	(18,409,111)	(20,053,869)	(19,461,874)	(18,268,608)	(17,327,913)	(18,178,685)	(18,940,752)
Chapter 41 Payment to State	-	-	-	(1,531,297)	(3,216,254)	(844,556)	(850,000)
All Other Functions	(13,110,906)	(13,918,014)	(12,970,876)	(12,858,110)	(14,327,578)	(15,510,630)	(17,149,926)
Other Uses/Transfers Out	<u>(100,000)</u>	<u>-</u>	<u>-</u>	<u>(8,959)</u>	<u>(21,316)</u>	<u>(50,000)</u>	<u>(1,801,105)</u>
Total Expenditures	<u>(31,620,017)</u>	<u>(33,971,883)</u>	<u>(32,432,750)</u>	<u>(32,666,974)</u>	<u>(34,893,061)</u>	<u>(34,583,871)</u>	<u>(38,741,783)</u>
Net Change in Fund Balance	2,064,666	(529,684)	545,234	4,533,345	2,856,395	1,010,390	(2,006,975)
General Fund Fund Balance, Sept 1	<u>10,242,806</u>	<u>12,307,472</u>	<u>11,777,788</u>	<u>12,323,022</u>	<u>16,856,367</u>	<u>19,712,762</u>	<u>20,723,152</u>
General Fund Fund Balance, Aug 31	<u>\$ 12,307,472</u>	<u>\$ 11,777,788</u>	<u>\$ 12,323,022</u>	<u>\$ 16,856,367</u>	<u>\$ 19,712,762</u>	<u>\$ 20,723,152</u>	<u>\$ 18,716,177</u>
PEIMS Fall Student Enrollment	<u>4,444</u>	<u>4,579</u>	<u>4,589</u>	<u>4,654</u>	<u>4,684</u>	<u>4,733</u>	<u>4,809</u>
Expenditure per Student Enrollment	<u>\$ 7,115.22</u>	<u>\$ 7,419.06</u>	<u>\$ 7,067.50</u>	<u>\$ 7,019.12</u>	<u>\$ 7,449.42</u>	<u>\$ 7,306.97</u>	<u>\$ 8,056.10</u>
Actual/Proposed General Fund Tax Rate	<u>\$ 1.0400</u>	<u>\$ 1.0400</u>	<u>\$ 1.0400</u>	<u>\$ 1.1700</u>	<u>\$ 1.1700</u>	<u>\$ 1.1700</u>	<u>\$ 1.1700</u>
General Fund Tax on \$250,000 Home	<u>\$ 2,600.00</u>	<u>\$ 2,600.00</u>	<u>\$ 2,600.00</u>	<u>\$ 2,925.00</u>	<u>\$ 2,925.00</u>	<u>\$ 2,925.00</u>	<u>\$ 2,925.00</u>

Note: Tax Ratification Election (TRE) was passed on August 28, 2010, resulting in the increase to the General Fund tax rate in 2010-2011.

Aledo ISD General Fund Revenue Sources



Aledo ISD Enrollment and ADA



Aledo ISD General Fund Expenditures & Fund Balance

