

	A	B	C	D	E	F	G	H	I
1	<b>MINEOLA INDEPENDENT SCHOOL DISTRICT</b>								
2	<b>2014-2015 BUDGET</b>								
3	AS OF 9/30/14								
4									
5									
6									
7	<b>GENERAL FUND</b>								
8	FUND 199					BUDGETED	EXPENDED	ENCUMBERED/ ACCRUED	BALANCE
9									
10						<b>11-INSTRUCTION</b>			
11									
12	SUBSTITUTES					122,400.00	3,262.50	0.00	119,137.50
13	SALARIES					5,894,513.00	116,082.13	491,534.29	5,286,896.58
14	FIMM					81,059.00	1,317.01	0.00	79,741.99
15	HEALTH INSURANCE					425,850.00	15,116.70	0.00	410,733.30
16	WORKER'S COMPENSATION					29,456.00	0.00	0.00	29,456.00
17	TRS ON-BEHALF					582,439.00	0.00	0.00	582,439.00
18	UNEMPLOYMENT					5,155.00	4,316.53	0.00	838.47
19	TEACHER RETIREMENT/TRS CARE					150,545.00	13,873.28	0.00	136,671.72
20	PERSONAL DAYS					38,000.00	0.00	0.00	38,000.00
21	TOTAL					7,329,417.00	153,968.15	491,534.29	6,683,914.56
22									
23	FINGERPRINTING-HS					0.00	0.00	0.00	0.00
24	FINGERPRINTING-MS					0.00	0.00	0.00	0.00
25	FINGERPRINTING-PS					0.00	0.00	0.00	0.00
26	FINGERPRINTING-ES					0.00	0.00	0.00	0.00
27	CONT SERV-CIS-HS					0.00	0.00	0.00	0.00
28	STUDENT TUTION-HS					0.00	0.00	0.00	0.00
29	COMPUTER AND COPIER REPAIR/MAINT-HS					5,500.00	4,000.00	300.00	1,200.00
30	COMPUTER AND COPIER REPAIR/MAINT-MS					5,500.00	4,277.00	218.00	1,005.00
31	COMPUTER AND COPIER REPAIR/MAINT-PS					5,500.00	4,000.00	0.00	1,500.00
32	COMPUTER AND COPIER REPAIR/MAINT-ES					5,500.00	4,000.00	0.00	1,500.00
33	GENERAL REPAIR-HS					4,500.00	0.00	0.00	4,500.00
34	CONTRACTED SERVICE-DRAMA					0.00	0.00	0.00	0.00
35	BAND INSTRUMENT REPAIR-HS					4,500.00	0.00	196.50	4,303.50
36	BAND INSTRUMENT REPAIR-MS					3,500.00	0.00	0.00	3,500.00
37	REPAIR-HS-SCIENCE					0.00	0.00	0.00	0.00
38	REPAIR-MS-SCIENCE					0.00	0.00	0.00	0.00
39	PHOTOGRAPHY REPAIR/MAINT-HS					0.00	0.00	0.00	0.00
40	REPAIR-CAREER & TECH-HS					0.00	0.00	0.00	0.00
41	VO AG-MAINT-HS					1,000.00	0.00	0.00	1,000.00
42	HOMEMAKING MAINT-HS					750.00	0.00	0.00	750.00
43	AUTO MECH MAINT-HS					1,000.00	115.50	0.00	884.50
44	LEASE/RENTAL-VOC AG					0.00	375.00	0.00	(375.00)
45	LEASR/RENTAL-AUTO MECHANICS					0.00	523.00	0.00	(523.00)
46	REPAIR-MS-SP ED					0.00	0.00	0.00	0.00
47	RENTAL DRIVER'S ED-HS					0.00	0.00	0.00	0.00
48	CONT-SERV-COMPUTERS-HS					6,000.00	0.00	2,033.00	3,967.00
49	CONT SERV-COMPUTERS-HS C/T					0.00	0.00	0.00	0.00
50	CONT SERV-COMPUTERS-HS ALLOTMENT					34,000.00	0.00	0.00	34,000.00



	A	B	C	D	E	F	G	H	I
51	CONT-SERV-COMPUTERS-HS-ESL					0.00	0.00	0.00	0.00
52	CONT SERV-COMPUTERS-MS					15,000.00	3,316.37	0.00	11,683.63
53	CONT SERV-COMPUTERS-MS-ST COMP					0.00	0.00	0.00	0.00
54	CONT SERV-COMPUTERS-MS-ESL					0.00	0.00	0.00	0.00
55	CONT SERV-COMPUTERS-PS					18,300.00	4,191.63	0.00	14,108.37
56	CONT SERV-COMPUTERS-PS ESL					0.00	0.00	0.00	0.00
57	CONT SERV-COMPUTERS-PS-ST COMP					0.00	0.00	0.00	0.00
58	CONT SERV-COMPUTERS- ES					15,500.00	4,191.63	0.00	11,308.37
59	CONT SERV-COMPUTERS-ES-ESL					0.00	0.00	0.00	0.00
60	CONT SERV-COMPUTERS-ES-ST COMP					0.00	0.00	0.00	0.00
61	CONT SERV-TECHNOLOGY-HS					2,500.00	0.00	629.98	1,870.02
62	CONT SERV-TECHNOLOGY-MS					2,500.00	0.00	0.00	2,500.00
63	CONT SERV-TECHNOLOGY-PS					2,500.00	0.00	0.00	2,500.00
64	CONT SERV-TECHNOLOGY-ES					2,500.00	0.00	0.00	2,500.00
65	TOTAL					136,050.00	28,990.13	3,377.48	103,682.39
66									
67	INST SUPPLIES-HS					14,000.00	910.00	1,277.36	11,812.64
68	INST SUPPLIES-HS-G/T					0.00	0.00	0.00	0.00
69	INST SUPPLIES-HS-ESL					300.00	0.00	0.00	300.00
70	INST SUPPLIES-HS-ST COMP					1,500.00	0.00	0.00	1,500.00
71	INST SUPPLIES-HS-ENTENDED DAY					0.00	0.00	0.00	0.00
72	INST SUPPLIES-HS ALLOTMENT					5,000.00	0.00	0.00	5,000.00
73	INST SUPPLIES-MS					12,500.00	982.00	1,154.25	10,363.75
74	INST SUPPLIES-MS-G/T					2,834.53	0.00	2834.53	0.00
75	INST SUPPLIES-MS-ESL					300.00	0.00	0.00	300.00
76	INST SUPPLIES-MS-ST COMP					1,500.00	0.00	0.00	1,500.00
77	INST SUPPLIES-MS-EXTENDED DAY					0.00	0.00	0.00	0.00
78	INST SUPPLIES-PS					18,000.00	3,065.94	766.00	14,168.06
79	INST SUPPLIES-PS-G/T					500.00	0.00	0.00	500.00
80	INST SUPPLIES-PS-ESL					500.00	0.00	0.00	500.00
81	INST SUPPLIES-PS-ST COMP					0.00	0.00	0.00	0.00
82	INST SUPPLIES-PS-AFTER SCHOOL					0.00	0.00	0.00	0.00
83	INST SUPPLIES-ES					18,000.00	1,993.34	2,476.79	13,529.87
84	INST SUPPLIES-ES-G/T					500.00	0.00	91.00	409.00
85	INST SUPPLIES-ES-ESL					300.00	0.00	0.00	300.00
86	INST SUPPLIES-ES-ST COMP					2,000.00	0.00	0.00	2,000.00
87	INST SUPPLIES-ES-AFTER SCHOOL					1,500.00	0.00	0.00	1,500.00
88	IST SUPPLIES-CURRICULUM-ES					0.00	0.00	0.00	0.00
89	SUPPLIES-DISTRICT					0.00	0.00	0.00	0.00
90	GENERAL SUPPLIES-HS					10,000.00	0.00	0.00	10,000.00
91	GENERAL SUPPLIES-MS					3,765.47	0.00	0.00	3,765.47
92	GENERAL SUPPLIES-PS					5,000.00	0.00	0.00	5,000.00
93	GENERAL SUPPLIES-ES					5,000.00	0.00	0.00	5,000.00
94	ENGLISH-HS					1,600.00	0.00	0.00	1,600.00
95	ENGLISH-MS					1,970.00	305.08	609.66	1,055.26
96	SPEECH-HS					500.00	0.00	0.00	500.00
97	SPEECH-MS					0.00	0.00	0.00	0.00
98	JOURNALISM-HS					1,950.00	0.00	0.00	1,950.00
99	JOURNALISM-MS					0.00	0.00	0.00	0.00



	A	B	C	D	E	F	G	H	I
100	DRAMA-HS					4,000.00	0.00	0.00	4,000.00
101	DRAMA-MS					250.00	0.00	0.00	250.00
102	READING-MS					0.00	0.00	0.00	0.00
103	SPANISH-HS					200.00	0.00	0.00	200.00
104	BAND-HS					6,000.00	559.71	961.29	4,479.00
105	CHOIR-HS					1,000.00	0.00	599.63	400.37
106	BAND-MS					5,000.00	0.00	806.30	4,193.70
107	CHOIR-MS					1,000.00	0.00	0.00	1,000.00
108	HISTORY-HS					250.00	0.00	0.00	250.00
109	HISTORY-MS					500.00	0.00	83.94	416.06
110	MATH-HS					1,400.00	0.00	0.00	1,400.00
111	MATH-MS					1,750.00	0.00	0.00	1,750.00
112	ART-HS					1,020.00	0.00	0.00	1,020.00
113	ART-MS					1,000.00	0.00	981.03	18.97
114	ART-PS					2,400.00	0.00	2,398.78	1.22
115	ART-ES					500.00	0.00	0.00	500.00
116	SCIENCE-HS					7,000.00	1,136.93	334.89	5,528.18
117	SCIENCE-MS					2,200.00	0.00	0.00	2,200.00
118	SCIENCE-ES					2,500.00	0.00	111.26	2,388.74
119	MUSIC-PS					500.00	0.00	0.00	500.00
120	MUSIC-ES					500.00	0.00	0.00	500.00
121	PE-HS					350.00	48.86	192.25	108.89
122	PE-MS					750.00	0.00	0.00	750.00
123	PE-PS					800.00	0.00	0.00	800.00
124	PE-ES					1,000.00	0.00	0.00	1,000.00
125	INST HEALTH-HS					0.00	0.00	0.00	0.00
126	BUSINESS DEPT-HS					500.00	0.00	0.00	500.00
127	KEYBOARDING-MS					500.00	0.00	0.00	500.00
128	HEALTH-HS					0.00	0.00	0.00	0.00
129	SIXTH GRADE-MS					0.00	0.00	0.00	0.00
130	KINDERGARTEN-PS					4,200.00	0.00	307.40	3,892.60
131	FIRST GRADE-PS					4,200.00	0.00	39.94	4,160.06
132	SECOND GRADE-PS					4,200.00	87.51	384.98	3,727.51
133	PRE-K/HEAD START-PS					1,500.00	0.00	0.00	1,500.00
134	THIRD GRADE-ES					4,000.00	0.00	171.96	3,828.04
135	FOURTH GRADE-ES					4,500.00	0.00	0.00	4,500.00
136	FIFTH GRADE-ES					3,000.00	29.85	857.99	2,112.16
137	COMPUTER LAB-MS					500.00	0.00	0.00	500.00
138	COMPUTER LAB-PS					600.00	0.00	0.00	600.00
139	COMPUTER LAB-ES					500.00	0.00	0.00	500.00
140	CAREER & TECH-HS					0.00	0.00	0.00	0.00
141	VO AGRICULTURE-HS					2,000.00	0.00	750.00	1,250.00
142	HOMEMAKING-HS					2,950.00	0.00	1,000.00	1,950.00
143	AUTO MECH-HS					5,000.00	0.00	0.00	5,000.00
144	D E -HS					1,000.00	0.00	0.00	1,000.00
145	SPEECH THERAPHY-PS					0.00	0.00	0.00	0.00
146	SPEECH THERAPHY-ES					0.00	0.00	0.00	0.00
147	CONTENT MASTERY-HS					0.00	0.00	0.00	0.00
148	SPECIAL ED-HS					1,000.00	0.00	0.00	1,000.00
149	SPECIAL ED-MS					2,000.00	0.00	121.22	1,878.78
150	SPECIAL ED-PS					750.00	0.00	0.00	750.00



	A	B	C	D	E	F	G	H	I
151	SPECIAL ED-ES					2,000.00	0.00	0.00	2,000.00
152	SUPPLIES-HS-SCIENCE-RENOVATIONS					0.00	0.00	0.00	0.00
153	SUPPLIES-TECHNOLOGY-HS**					12,500.00	21.61	2,374.98	10,103.41
154	SUPPLEIS-TECHNOLOGY-HS C/T					0.00	0.00	0.00	0.00
155	SUPPLIES-TECHNOLOGY-MS**					12,500.00	21.62	2,035.00	10,443.38
156	SUPPLIES-TECHNOLOGY-PS**					12,500.00	21.62	2,035.00	10,443.38
157	SUPPLIES-TECHNOLOGY-ES**					12,500.00	21.61	2,035.00	10,443.39
158	TOTAL					245,790.00	9,205.68	27,792.43	208,791.89
159									
160	GENERAL TRAVEL-HS					2,500.00	0.00	0.00	2,500.00
161	TRAVEL-BUSINESS-HS					1,500.00	0.00	0.00	1,500.00
162	TRAVEL-DRAFTING-HS					0.00	0.00	0.00	0.00
163	TRAVEL-VO AG-HS					5,000.00	63.73	0.00	4,936.27
164	TRAVEL-HOMEMAKING-HS					2,400.00	0.00	0.00	2,400.00
165	TRAVEL-AUTO MECH-HS					0.00	0.00	0.00	0.00
166	TRAVEL-DE-HS					1,000.00	0.00	0.00	1,000.00
167	TRAVEL-SP ED-NON EMPLOYEE					0.00	0.00	0.00	0.00
168	FEE/DUES-ES					0.00	0.00	0.00	0.00
169	GRADUATION EXPENSE					2,500.00	0.00	0.00	2,500.00
170	TOTAL					14,900.00	63.73	0.00	14,836.27
171									
172	VECHILE-VO AG					0.00	0.00	0.00	0.00
173	EQUIP/FURN>5,000-VO AG					0.00	0.00	0.00	0.00
174	FURN/EQUIP-HS					10,000.00	139.00	0.00	9,861.00
175	FURN/EQUIP-C/T					0.00	0.00	0.00	0.00
176	FURN/EQUIP-HS ALLOTMENT					5,000.00	0.00	0.00	5,000.00
177	FURN/EQUIP-MS					9,395.05	0.00	1,438.00	7,957.05
178	FURN/EQUIP-MS-ST COMP					0.00	0.00	0.00	0.00
179	FURN/EQUIP-PS					10,000.00	0.00	1,649.00	8,351.00
180	FURN/EQUIP-ES					10,000.00	0.00	0.00	10,000.00
181	FURN/EQUIP-DISTRICT WIDE					0.00	0.00	0.00	0.00
182	FURN/EQUIP-HS-ENGLISH					0.00	0.00	0.00	0.00
183	FURN/EQUIP-DRAMA					0.00	0.00	0.00	0.00
184	FURN/EQUIP-MS-READING					0.00	0.00	0.00	0.00
185	FURN/EQUIP-SPANISH					0.00	0.00	15382.00	(15,382.00)
186	BAND INSTRUMENTS-HS					20,000.00	0.00	0.00	20,000.00
187	FURN/EQUIP-HS CHOIR					0.00	0.00	0.00	0.00
188	BAND INSTRUMENTS-MS					0.00	0.00	0.00	0.00
189	FURN/EQUIP-HS HISTORY					0.00	0.00	0.00	0.00
190	FURN/EQUIP-MS-HISTORY					0.00	0.00	0.00	0.00
191	FURN/EQUIP-HS-MATH					5,000.00	0.00	0.00	5,000.00
192	FURN/EQUIP-MS-MATH					0.00	0.00	0.00	0.00
193	FURN/EQUIP-HS-SCIENCE					0.00	0.00	0.00	0.00
194	FURN/EQUIP-MS-SCIENCE					604.95	0.00	604.95	0.00
195	FURN/EQUIP-PS-MUSIC					0.00	0.00	0.00	0.00
196	FURN/EQUIP-ES-MUSIC					0.00	0.00	0.00	0.00
197	FURN/EQUIP-PS-PE					0.00	0.00	0.00	0.00
198	FURN/EQUIP-ES-PE					0.00	0.00	0.00	0.00
199	FURN/EQUIP-KEYBOARDING-MS					0.00	0.00	0.00	0.00
200	FURN/EQUIP-PS-PRE-K					0.00	0.00	0.00	0.00
201	FURN/EQUIP-PS-KINDERGARTEN					0.00	0.00	0.00	0.00



	A	B	C	D	E	F	G	H	I
202	FURN/EQUIP-PS-FIRST GRADE					0.00	0.00	0.00	0.00
203	FURN/EQUIP-PS-SECOND GRADE					0.00	0.00	0.00	0.00
204	FURN/EQUIP-HEAD START					0.00	0.00	0.00	0.00
205	FURN/EQUIP-ES-THIRD GRADE					0.00	0.00	0.00	0.00
206	FURN/EQUIP-ES-FOURTH GRADE					0.00	0.00	0.00	0.00
207	FURN/EQUIP-ES-FIFTH GRADE					0.00	0.00	0.00	0.00
208	FURN/EQUIP-HS-CAREER/TECH					0.00	0.00	0.00	0.00
209	FURN/EQUIP-VO AG					0.00	0.00	0.00	0.00
210	FURN/EQUIP-DE					0.00	0.00	0.00	0.00
211	FURN-EQUIP-HS-AUTO MECH					0.00	0.00	0.00	0.00
212	FURN/EQUIP-PS-SPEECH					0.00	0.00	0.00	0.00
213	FURN/EQUIP-HS-SP ED					0.00	0.00	0.00	0.00
214	FURN/EQUIP-MS-SP ED					0.00	0.00	0.00	0.00
215	FURN/EQUIP-PS-SP ED					0.00	0.00	0.00	0.00
216	FURN/EQUIP-ES-SP ED					0.00	0.00	0.00	0.00
217	FURN/EQUIP-HS-SCIENCE-RENOVATIONS					0.00	0.00	0.00	0.00
218	FURN/EQUIP-HS TECHNOLOGY**					45,000.00	0.00	0.00	45,000.00
219	FURN/EQUIP-HS-C/T					0.00	0.00	0.00	0.00
220	FURN/EQUIP-HS-ST COMP					0.00	0.00	0.00	0.00
221	FURN/EQUIP-MS TECHNOLOGY**					2,500.00	0.00	0.00	2,500.00
222	FURN/EQUIP-PS TECHNOLOGY**					2,500.00	0.00	0.00	2,500.00
223	FURN/EQUIP-ES TECHNOLOGY**					2,500.00	0.00	0.00	2,500.00
224	FURN/EQUIP-ES-ST COMP					0.00	0.00	0.00	0.00
225	TOTAL					122,500.00	139.00	19,073.95	103,287.05
226									
227	TOTAL INSTRUCTION					7,848,657.00	192,366.69	541,778.15	7,114,512.16
228									
229									
230									
231	SUBSTITUTES					1,000.00	0.00	0.00	1,000.00
232	SALARIES					145,221.00	2,816.96	13,691.63	128,712.41
233	FIMM					2,143.00	34.62	0.00	2,108.38
234	HEALTH INSURANCE					11,732.00	420.37	0.00	11,311.63
235	WORKER'S COMPENSATION					696.00	0.00	0.00	696.00
236	TRS ON BEHALF					0.00	0.00	0.00	0.00
237	UNEMPLOYMENT					122.00	98.09	0.00	23.91
238	TEACHER RETIREMENT/TRS CARE					4,007.00	339.61	0.00	3,667.39
239	PERSONAL DAYS					1,500.00	0.00	0.00	1,500.00
240	TOTAL					166,421.00	3,709.65	13,691.63	149,019.72
241									
242	REGION VII SERVICES-HS					0.00	0.00	0.00	0.00
243	REGION VII SERVICES-MS					0.00	0.00	0.00	0.00
244	REGION VII SERVICES-PS					0.00	0.00	0.00	0.00
245	REGION VII SERVICES-ES					0.00	0.00	0.00	0.00
246	AUDIO VISUAL/REPAIR-HS					0.00	0.00	0.00	0.00
247	AUDIO VISUAL/REPAIR-MS					0.00	0.00	0.00	0.00
248	AUDIO VISUAL/REPAIR-PS					0.00	0.00	0.00	0.00
249	AUDIO VISUAL/REPAIR-ES					0.00	0.00	0.00	0.00
250	CONTRACTED SERVICES-HS					2,219.00	0.00	0.00	2,219.00
251	CONTRACTED SERVICES-MS					1,000.00	0.00	0.00	1,000.00

12-LIBRARY



	A	B	C	D	E	F	G	H	I
252	CONTRACTED SERVICES-PS					1,000.00	0.00	0.00	1,000.00
253	CONTRACTED SERVICES-ES					1,000.00	0.00	0.00	1,000.00
254	TOTAL					5,219.00	0.00	0.00	5,219.00
255									
256	MAGAZINES/BOOKS-HS					10,000.00	0.00	3,772.47	6,227.53
257	MAGAZINES/BOOKS-MS					5,500.00	2,487.68	0.00	3,012.32
258	MAGAZINES/BOOKS-PS					6,500.00	0.00	312.00	6,188.00
259	MAGAZINES/BOOKS-ES					6,000.00	1,767.00	0.00	4,233.00
260	AUDIO VISUAL & OTHER INST SUPPLY-HS					500.00	0.00	0.00	500.00
261	AUDIO VISUAL & OTHER INST SUPPLY-MS					2,500.00	0.00	0.00	2,500.00
262	AUDIO VISUAL & OTHER INST SUPPLY-PS					3,000.00	368.80	346.93	2,284.27
263	AUDIO VISUAL & OTHER INST SUPPLY-ES					800.00	0.00	0.00	800.00
264	TOTAL					34,800.00	4,623.48	4,431.40	25,745.12
265									
266	TRAVEL-HS					1,500.00	0.00	0.00	1,500.00
267	TRAVEL-MS					50.00	0.00	0.00	50.00
268	TRAVEL-PS					50.00	0.00	0.00	50.00
269	TRAVEL-ES					1,000.00	0.00	0.00	1,000.00
270	FEES/DUES-HS					500.00	0.00	0.00	500.00
271	TOTAL					3,100.00	0.00	0.00	3,100.00
272									
273	FURN/EQUIP-HS					0.00	0.00	0.00	0.00
274	FURN/EQUIP-MS					0.00	0.00	0.00	0.00
275	FURN/EQUIP-PS					0.00	0.00	0.00	0.00
276	FURN/EQUIP-ES					0.00	0.00	0.00	0.00
277	TOTAL					0.00	0.00	0.00	0.00
278									
279	TOTAL LIBRARY					209,540.00	8,333.13	18,123.03	183,083.84
280									
281	<i>13-STAFF DEVELOPMENT</i>								
282									
283	DEPARTMENT HEAD/JUDGE TRUST					11,950.00	279.25	1,104.64	10,566.11
284	FIMM					170.00	3.12	0.00	166.88
285	HEALTH INSURANCE					919.00	34.43	0.00	884.57
286	WORKER'S COMPENSATION					0.00	0.00	0.00	0.00
287	TRS ON-BEHALF					0.00	0.00	0.00	0.00
288	UNEMPLOYMENT					0.00	7.69	0.00	(7.69)
289	TEACHER RETIREMENT/TRS CARE					393.00	32.53	0.00	360.47
290	TOTAL					13,432.00	357.02	1,104.64	11,970.34
291									
292	CONTRACTED STAFF DEVELOPMENT-HS ALLO					0.00	0.00	0.00	0.00
293	CONTRACTED STAFF-DEVELOPMENT					10,000.00	0.00	0.00	10,000.00
294	STAFF DEVELOPMENT-REGION VII					8,000.00	0.00	0.00	8,000.00
295	STAFF DEVELOPMENT-G/T-REGION VII					11,000.00	0.00	0.00	11,000.00
296	STAFF DEVELOPMENT-CT-REGION VII					3,800.00	0.00	0.00	3,800.00
297	TOTAL					32,800.00	0.00	0.00	32,800.00
298									
299	SUPPLIES-IN SERVICE					500.00	0.00	0.00	500.00
300	TOTAL					500.00	0.00	0.00	500.00
301									



	A	B	C	D	E	F	G	H	I
302	TRAVEL-HS-REG					1,862.05	0.00	0.00	1,862.05
303	TRAVEL-HS-VOC					637.95	637.95	0.00	0.00
304	TRAVEL-HS-SP ED					0.00	0.00	0.00	0.00
305	TRAVEL-HS-ST COMP					0.00	0.00	0.00	0.00
306	TRAVEL-HS-ESL					0.00	0.00	0.00	0.00
307	TRAVEL-HS ALLOTMENT					10,000.00	0.00	0.00	10,000.00
308	TRAVEL-MS-REG					2,404.00	0.00	0.00	2,404.00
309	TRAVEL-MS-SP ED					0.00	0.00	0.00	0.00
310	TRAVEL-MS-ST COMP					0.00	0.00	0.00	0.00
311	TRAVEL-MS-ESL					96.00	96.00	0.00	0.00
312	TRAVEL-PS-REG					2,500.00	0.00	0.00	2,500.00
313	TRAVEL-PS-G/T					0.00	0.00	0.00	0.00
314	TRAVEL-PS-SP ED					0.00	0.00	0.00	0.00
315	TRAVEL-ES-REG					2,443.00	0.00	0.00	2,443.00
316	TRAVEL-ES-G/T					57.00	57.00	0.00	0.00
317	TRAVEL-ES-SP ED					0.00	0.00	0.00	0.00
318	TRAVEL ES-ESL					0.00	0.00	0.00	0.00
319	TRAVEL-ALL SCHOOLS					15,000.00	0.00	1,799.00	13,201.00
320	TRAVEL -TECHNOLOGY					4,500.00	0.00	0.00	4,500.00
321	MISC OPERATING-HS-REG					0.00	0.00	0.00	0.00
322	MISC OPERATING-HS-SP ED					0.00	0.00	0.00	0.00
323	MISC OPERATING-HS-VOC					0.00	0.00	0.00	0.00
324	MISC OEPRATING-HS-G/T					0.00	0.00	0.00	0.00
325	MISC OPERATING-MS-REG					0.00	0.00	0.00	0.00
326	MISC OPERATING-MS-G/T					0.00	0.00	0.00	0.00
327	MISC OPERATING-MS-SP ED					0.00	0.00	0.00	0.00
328	MISC OPERATING-MS-ESL					0.00	0.00	0.00	0.00
329	MISC OPERATING-PS-REG					0.00	0.00	0.00	0.00
330	MISC OPERATING-PS-SP ED					0.00	0.00	0.00	0.00
331	MISC OPERATING-PS-ST COMP					0.00	0.00	0.00	0.00
332	MISC OPERATING-PS-ESL					0.00	0.00	0.00	0.00
333	MISC OPERATING-ES-REG					0.00	0.00	0.00	0.00
334	MISC OPERATING-ES-G/T					0.00	0.00	0.00	0.00
335	MISC OPERATING-ES-SP ED					0.00	0.00	0.00	0.00
336	MISC OPERATING-ES-ESL					0.00	0.00	0.00	0.00
337	TOTAL					39,500.00	790.95	1,799.00	36,910.05
338									
339	TOTAL STAFF DEVELOPMENT					86,232.00	1,147.97	2,903.64	82,180.39
340									
341									
342									
343	SALARY					64,443.00	5,428.56	0.00	59,014.44
344	FIMM					947.00	76.10	0.00	870.90
345	HEALTH INSURANCE					2,931.00	244.24	0.00	2,686.76
346	WORKER'S COMPENSATION					292.00	0.00	0.00	292.00
347	TRS ON-BEHALF					0.00	0.00	0.00	0.00
348	UNEMPLOYMENT					51.00	42.95	0.00	8.05
349	TEACHER RETIREMENT/TRS CARE					3,045.00	258.70	0.00	2,786.30
350	PERSONAL DAYS					1,000.00	0.00	0.00	1,000.00
351	TOTAL					72,709.00	6,050.55	0.00	66,658.45

21-INSTRUCTIONAL LEADERSHIP



	A	B	C	D	E	F	G	H	I
352									
353	CONTRACTED SERVICE					0.00	0.00	0.00	0.00
354									
355	SUPPLIES					215.00	18.96	0.00	196.04
356									
357	TRAVEL					2,000.00	20.00	10.00	1,970.00
358	DUES					0.00	0.00	0.00	0.00
359	TOTAL					2,000.00	20.00	10.00	1,970.00
360									
361	FURN/EQUIP					285.00	285.00	0.00	0.00
362									
363	TOTAL INSTRUCTIONAL LEADERSHIP					75,209.00	6,374.51	10.00	68,824.49
364									
365	23-SCHOOL ADMINISTRATION								
366	SUBSTITUTES					2,000.00	0.00	0.00	2,000.00
367	SALARIES					670,126.00	38,478.11	23,680.15	607,967.74
368	FIMM					9,863.00	523.11	0.00	9,339.89
369	HEALTH INSURANCE					43,020.00	2,655.54	0.00	40,364.46
370	WORKER'S COMPENSATION					2,720.00	0.00	0.00	2,720.00
371	TRS ON-BEHALF					0.00	0.00	0.00	0.00
372	UNEMPLOYMENT					476.00	446.85	0.00	29.15
373	TEACHER RETIREMENT/TRS CARE					20,880.00	1,823.10	0.00	19,056.90
374	PERSONAL DAYS					9,200.00	0.00	0.00	9,200.00
375	TOTAL					758,285.00	43,926.71	23,680.15	690,678.14
376									
377	PRINTING-HS					2,000.00	0.00	0.00	2,000.00
378	PRINTING-MS					2,000.00	0.00	247.00	1,753.00
379	PRINTING-PS					2,000.00	0.00	0.00	2,000.00
380	PRINTING-ES					2,000.00	0.00	0.00	2,000.00
381	TOTAL					8,000.00	0.00	247.00	7,753.00
382									
383	SUPPLIES-HS					3,000.00	0.00	0.00	3,000.00
384	SUPPLIES-MS					3,000.00	48.48	62.11	2,889.41
385	SUPPLIES-PS					3,000.00	0.00	0.00	3,000.00
386	SUPPLIES-ES					3,000.00	0.00	0.00	3,000.00
387	DISTRICT EXPENSES-HS					1,000.00	0.00	0.00	1,000.00
388	DISTRICT EXPENSES-MS					1,000.00	0.00	0.00	1,000.00
389	DISTRICT EXPENSES-PS					1,000.00	0.00	0.00	1,000.00
390	DISTRICT EXPENSES-ES					1,000.00	0.00	0.00	1,000.00
391	POSTAGE-HS					4,000.00	11.88	12.57	3,975.55
392	POSTAGE-MS					3,000.00	0.00	0.00	3,000.00
393	POSTAGE-PS					1,500.00	0.00	0.00	1,500.00
394	POSTAGE-ES					1,500.00	0.00	0.00	1,500.00
395	TOTAL					26,000.00	60.36	74.68	25,864.96
396									
397	TRAVEL-HS					4,400.00	0.00	0.00	4,400.00
398	TRAVEL-MS					2,500.00	0.00	75.00	2,425.00
399	TRAVEL-PS					3,090.00	0.00	0.00	3,090.00
400	TRAVEL-ES					2,565.00	0.00	0.00	2,565.00
401	BONDING-HS					0.00	0.00	0.00	0.00



	A	B	C	D	E	F	G	H	I
402	TRAVEL-ALL SCHOOLS					0.00	0.00	0.00	0.00
403	DUES-HS					0.00	0.00	0.00	0.00
404	DUES-MS					0.00	0.00	0.00	0.00
405	DUES-PS					410.00	410.00	0.00	0.00
406	DUES-ES					0.00	0.00	0.00	0.00
407	TOTAL					12,965.00	410.00	75.00	12,480.00
408									
409	FURN/EQUIP-HS					0.00	0.00	0.00	0.00
410	FURN/EQUIP-MS					0.00	0.00	0.00	0.00
411	FURN/EQUIP-PS					0.00	0.00	0.00	0.00
412	FURN/EQUIP-ES					0.00	0.00	0.00	0.00
413	TOTAL					0.00	0.00	0.00	0.00
414									
415	TOTAL SCHOOL ADMINISTRATION					805,250.00	44,397.07	24,076.83	736,776.10
416									
417	<i>31-COUNSELING</i>								
418									
419	SALARIES					241,398.00	2,523.88	21,102.03	217,772.09
420	FIMM					3,565.00	24.44	0.00	3,540.56
421	HEALTH INSURANCE					11,740.00	606.27	0.00	11,133.73
422	WORKER'S COMPENSATION					1,136.00	0.00	0.00	1,136.00
423	TRS ON-BEHALF					0.00	0.00	0.00	0.00
424	UNEMPLOYMENT					199.00	158.35	0.00	40.65
425	TEACHER RETIREMENT/TRS CARE					6,943.00	572.01	0.00	6,370.99
426	PERSONAL DAYS					4,400.00	0.00	0.00	4,400.00
427	TOTAL					269,381.00	3,884.95	21,102.03	244,394.02
428									
429	REGION VII ESC					1,500.00	0.00	0.00	0.00
430	TEST SCORING-HS					250.00	0.00	0.00	250.00
431	TEST SCORING-MS					200.00	0.00	0.00	200.00
432	TEST SCORING-PS					200.00	0.00	0.00	200.00
433	TEST SCORING-ES					250.00	0.00	0.00	250.00
434	TOTAL					2,400.00	0.00	0.00	2,400.00
435									
436	TEST MATERIALS-HS					500.00	0.00	0.00	500.00
437	TEST MATERIALS-MS					500.00	0.00	0.00	500.00
438	TEST MATERIALS-PS					700.00	275.52	0.00	424.48
439	TEST MATERIALS-ES					700.00	0.00	0.00	700.00
440	SUPPLIES-HS					1,250.00	0.00	0.00	1,250.00
441	SUPPLIES-MS					700.00	0.00	0.00	700.00
442	SUPPLIES-PS					1,000.00	0.00	0.00	1,000.00
443	SUPPLIES-ES					750.00	0.00	0.00	750.00
444	COLLEGE FAIR-HS					250.00	0.00	0.00	250.00
445	TOP TEN BANQUET					800.00	0.00	0.00	800.00
446	POSTAGE-HS					250.00	0.00	0.00	250.00
447	POSTAGE-MS					250.00	0.00	0.00	250.00
448	TOTAL					7,650.00	275.52	0.00	7,374.48
449									
450	TRAVEL-HS					3,199.00	0.00	70.00	3,129.00
451	TRAVEL-MS					1,350.00	424.25	10.00	915.75



	A	B	C	D	E	F	G	H	I
452	TRAVEL-PS					0.00	0.00	0.00	0.00
453	TRAVEL-ES					1,550.00	424.25	10.00	1,115.75
454	TRAVEL-ES-TSII					0.00	0.00	0.00	0.00
455	MEMBERSHIP/DUES-HS					201.00	201.00	0.00	0.00
456	MEMBERSHIP/DUES-MS					0.00	0.00	0.00	0.00
457	MEMBERSHIP/DUES-PS					0.00	0.00	0.00	0.00
458	MEMBERSHIP/DUES-ES					0.00	0.00	0.00	0.00
459	FEES & DUES-COLLEGE FAIR-HS					0.00	0.00	0.00	0.00
460	FEES-PS-STUDENTS					0.00	0.00	0.00	0.00
461	TOTAL					6,300.00	1,049.50	90.00	5,160.50
462									
463	FURNITURE-HS					125.00	0.00	0.00	125.00
464	FURNITURE-MS					0.00	0.00	0.00	0.00
465	FURNITURE-PS					0.00	0.00	0.00	0.00
466	TOTAL					125.00	0.00	0.00	125.00
467									
468	TOTAL COUNSELING					285,856.00	5,209.97	21,192.03	259,454.00
469									
470									
471									
472	SALARIES					84,152.00	1,638.37	7,963.22	74,550.41
473	FIMM					1,240.00	18.64	0.00	1,221.36
474	HEALTH INSURANCE					3,908.00	140.03	0.00	3,767.97
475	WORKER'S COMPENSATION					560.00	0.00	0.00	560.00
476	TRS ON-BEHALF					0.00	0.00	0.00	0.00
477	UNEMPLOYMENT					98.00	32.05	0.00	65.95
478	TEACHER RETIREMENT/TRS CARE					17,488.00	1,440.74	0.00	16,047.26
479	PERSONAL DAYS					1,400.00	0.00	0.00	1,400.00
480	TOTAL					108,846.00	3,269.83	7,963.22	97,612.95
481									
482	CONT SERVICES-FINGERPRINTING					0.00	0.00	0.00	0.00
483	CONT SERVICES-NURSING-HS					0.00	0.00	0.00	0.00
484	CONT SERVICES-NURSING-MS					0.00	0.00	0.00	0.00
485	CONT SERVICES-NURSING-PS					0.00	0.00	0.00	0.00
486	CONT SERVICES-NURSING-ES					0.00	0.00	0.00	0.00
487	CONT SERVICES-HS					100.00	0.00	0.00	100.00
488	CONT SERVICES-MS					100.00	0.00	0.00	100.00
489	CONT SERVICES-PS					100.00	0.00	0.00	100.00
490	CONT SERVICES-ES					100.00	0.00	0.00	100.00
491	TOTAL					400.00	0.00	0.00	400.00
492									
493	SUPPLIES-HS					1,500.00	164.71	0.00	1,335.29
494	SUPPLIES-MS					1,000.00	164.71	0.00	835.29
495	SUPPLIES-PS					1,500.00	164.71	0.00	1,335.29
496	SUPPLIES-ES					1,000.00	164.70	0.00	835.30
497	TOTAL					5,000.00	658.83	0.00	4,341.17
498									
499	TRAVEL-HS					300.00	0.00	0.00	300.00
500	TRAVEL-MS					300.00	0.00	0.00	300.00
501	TRAVEL-PS					300.00	0.00	0.00	300.00

33-HEALTH SERVICES



	A	B	C	D	E	F	G	H	I
502	TRAVEL-ES					300.00	0.00	0.00	300.00
503	TOTAL					1,200.00	0.00	0.00	1,200.00
504									
505	EQUIPMENT-HS					0.00	0.00	0.00	0.00
506	EQUIPMENT-MS					0.00	0.00	0.00	0.00
507	EQUIPMENT-PS					0.00	0.00	0.00	0.00
508	EQUIPMENT-ES					0.00	0.00	0.00	0.00
509	TOTAL					0.00	0.00	0.00	0.00
510									
511	TOTAL HEALTH SERVICE					115,446.00	3,928.66	7,963.22	103,554.12
512									
513									
514									
515	SUBSTITUTES					6,000.00	0.00	0.00	6,000.00
516	SALARIES					154,884.00	10,407.31	5,120.60	139,356.09
517	FIMM					2,351.00	134.07	0.00	2,216.93
518	HEALTH INSURANCE					32,777.00	1,551.36	0.00	31,225.64
519	WORKER'S COMPENSATION					760.00	0.00	0.00	760.00
520	TRS ON-BEHALF					0.00	0.00	0.00	0.00
521	UNEMPLOYMENT					133.00	118.60	0.00	14.40
522	TEACHER RETIREMENT/TRS CARE					3,122.00	271.30	0.00	2,850.70
523	PERSONAL DAYS					1,200.00	0.00	0.00	1,200.00
524	TOTAL					201,227.00	12,482.64	5,120.60	183,623.76
525									
526	CONT SERVICES-PHYSICALS/DRUG TEST					4,500.00	0.00	1,800.00	2,700.00
527	CONT SERVICES-RECERTIFICATION					1,700.00	0.00	500.00	1,200.00
528	CONT SERVICES-REPAIR					11,000.00	0.00	750.00	10,250.00
529	TOTAL					17,200.00	0.00	3,050.00	14,150.00
530									
531	GAS,OIL,GREASE,TIRES					93,000.00	81.03	7,500.00	85,418.97
532	PARTS & SUPPLIES					42,500.00	0.00	13,450.00	29,050.00
533	TOTAL					135,500.00	81.03	20,950.00	114,468.97
534									
535	INSURANCE					12,450.00	10,841.00	0.00	1,609.00
536	MISC OPERATING COSTS					2,000.00	1,050.00	0.00	950.00
537	TOTAL					14,450.00	11,891.00	0.00	2,559.00
538									
539	BUSES					0.00	0.00	0.00	0.00
540	CAPITAL OUTLAY					0.00	0.00	0.00	0.00
541	FURN/EQUIP-TECHNOLOGY					0.00	0.00	0.00	0.00
542	TOTAL					0.00	0.00	0.00	0.00
543									
544	TOTAL STUDENT TRANSPORTATION					368,377.00	24,454.67	29,120.60	314,801.73
545									
546									
547									
548	CONTRACTED SERVICES-FINGERPRINTING					0.00	0.00	0.00	0.00
549									
550	TRANSFER OUT					0.00	0.00	0.00	0.00
551									

34-STUDENT TRANSPORTATION

35-FOOD SERVICE



	A	B	C	D	E	F	G	H	I
552	TOTAL FOOD SERVICE					0.00	0.00	0.00	0.00
553									
554									
555	36-COCURRICULAR/EXTRACURRICULAR								
556									
557	SALARIES/STIPENDS					299,246.00	7,665.43	15,810.31	275,770.26
558	FIMM					4,245.00	83.64	0.00	4,161.36
559	HEALTH INSURANCE					14,674.00	584.87	0.00	14,089.13
560	WORKER'S COMPENSATION					932.00	0.00	0.00	932.00
561	TRS ON-BEHALF					0.00	0.00	0.00	0.00
562	UNEMPLOYMENT					163.00	226.31	0.00	(63.31)
563	TEACHER RETIREMENT/TRS CARE					10,273.00	646.01	0.00	9,626.99
564	TOTAL					329,533.00	9,206.26	15,810.31	304,516.43
565									
566	DRUG TESTING-HS					2,775.00	0.00	0.00	2,775.00
567	DRUG TESTING-MS					975.00	0.00	140.00	835.00
568	DRUG DOGS-HS					750.00	0.00	750.00	0.00
569	DRUG DOGS-MS					250.00	0.00	250.00	0.00
570	CONTRACTED ATHLETIC TRAINER					9,000.00	4,438.00	0.00	4,562.00
571	REPAIR ATHLETICS-HS					4,700.00	0.00	0.00	4,700.00
572	REPAIR-ATHLETICS-MS					2,500.00	0.00	0.00	2,500.00
573	RENTAL-DRAMA-HS					0.00	0.00	0.00	0.00
574	RENTAL-ATHLETICS					100.00	90.75	0.00	9.25
575	RENTAL-STADIUM/GYM					1,000.00	0.00	0.00	1,000.00
576	GAME OFFICIALS-HS					20,000.00	2,429.96	0.00	17,570.04
577	GAME OFFICIALS-MS					7,000.00	601.39	0.00	6,398.61
578	GAME WORKERS-HS					1,000.00	600.00	0.00	400.00
579	GAME WORKERS-MS					1,000.00	40.00	0.00	960.00
580	GAME CONTRACTS					0.00	0.00	0.00	0.00
581	CONTRACTED SERVICE-HS DRAMA					250.00	0.00	0.00	250.00
582	CONTRACTED SERVICE-MS-DRAMA					0.00	0.00	0.00	0.00
583	CONTRACTED SERVICE-HS-BAND					8,300.00	1,695.00	850.00	5,755.00
584	CONTRACTED SERVICE-MS-BAND					0.00	0.00	0.00	0.00
585	CONTRACTED SERVICE-HS-ATHLETICS					2,400.00	2,359.00	0.00	41.00
586	PRINTING					550.00	0.00	0.00	550.00
587	TOTAL					62,550.00	12,254.10	1,990.00	48,305.90
588									
589	ATHLETIC NEWSLETTER					250.00	0.00	0.00	250.00
590	UNIFORMS-FOOTBALL/BOYS BASKETBALL					5,500.00	0.00	0.00	5,500.00
591	DRAMA COSTUMES					1,000.00	0.00	0.00	1,000.00
592	BAND UNIFORMS					11,300.00	0.00	0.00	11,300.00
593	CHOIR UNIFORMS-HS					0.00	0.00	0.00	0.00
594	UIL SUPPLIES-HS					2,000.00	516.73	281.00	1,202.27
595	UIL SUPPLIES-MS					500.00	0.00	224.80	275.20
596	UIL SUPPLIES-PS					0.00	0.00	0.00	0.00
597	UIL SUPPLIES-ES					1,000.00	0.00	372.80	627.20
598	CHEERLEADERS-HS					1,000.00	0.00	0.00	1,000.00
599	CHEERLEADERS-MS					500.00	0.00	0.00	500.00
600	ALL ATHLETICS-HS					4,000.00	205.33	271.56	3,523.11



	A	B	C	D	E	F	G	H	I
601	ALL ATHLETICS-MS					2,000.00	146.03	0.00	1,853.97
602	FOOTBALL-HS					13,000.00	0.00	870.00	12,130.00
603	FOOTBALL-MS					4,000.00	0.00	0.00	4,000.00
604	BASKETBALL-HS					4,000.00	0.00	3,959.05	40.95
605	BASKETBALL-MS					1,500.00	0.00	1,487.56	12.44
606	TRACK-HS					4,000.00	0.00	0.00	4,000.00
607	TRACK-MS					1,500.00	0.00	0.00	1,500.00
608	BASEBALL-HS					4,000.00	0.00	0.00	4,000.00
609	VOLLEYBALL-HS					4,000.00	0.00	0.00	4,000.00
610	VOLLEYBALL-MS					1,500.00	0.00	0.00	1,500.00
611	GIRLS BASKETBALL-HS					4,000.00	0.00	3,111.15	888.85
612	GIRLS BASKETBALL-MS					1,500.00	0.00	1,421.33	78.67
613	GIRLS TRACK-HS					4,000.00	0.00	0.00	4,000.00
614	GIRLS TRACK-MS					1,500.00	0.00	0.00	1,500.00
615	TENNIS-HS					1,500.00	0.00	0.00	1,500.00
616	GOLF-HS					1,500.00	0.00	0.00	1,500.00
617	WEIGHT TRAINING-HS					1,500.00	0.00	0.00	1,500.00
618	SOFTBALL-HS					4,000.00	0.00	0.00	4,000.00
619	OFF SEASON-HS					5,000.00	0.00	0.00	5,000.00
620	OFF SEASON-MS					0.00	0.00	0.00	0.00
621	TRAINER SUPPLIES-HS					5,000.00	68.45	0.00	4,931.55
622	CROSS COUNTRY-HS					1,500.00	0.00	79.99	1,420.01
623	TOTAL					97,550.00	936.54	12,079.24	84,534.22
624									
625	EMPLOYEE TRAVEL-DRAMA-HS					0.00	0.00	0.00	0.00
626	EMPLOYEE TRAVEL-BAND-HS					0.00	0.00	0.00	0.00
627	EMPLOYEE TRAVEL-CHOIR-HS					0.00	0.00	0.00	0.00
628	EMPLOYEE TRAVEL-BAND-MS					0.00	0.00	0.00	0.00
629	EMPLOYEE TRAVEL-MUSIC-ES					0.00	0.00	0.00	0.00
630	EMPLOYEE TRAVEL-ES-UIL					0.00	0.00	0.00	0.00
631	EMPLOYEE TRAVEL-ATHLETICS-HS					14,000.00	0.00	1,207.22	12,792.78
632	STUDENT MEALS/FEES-HS					39,950.00	0.00	0.00	39,950.00
633	STUDENT MEALS/FEES-MS					5,000.00	0.00	0.00	5,000.00
634	STUDENT MEALS/FEES-PS					0.00	0.00	0.00	0.00
635	STUDENT MEALS/FEES-ES					600.00	0.00	0.00	600.00
636	STUDENTS/REP DISTRICT-HS					0.00	0.00	0.00	0.00
637	STUDENTS/REP DISTRICT-MS					0.00	0.00	0.00	0.00
638	STUDENT TRAVEL-DRAMA-HS					0.00	0.00	0.00	0.00
639	STUDENT TRAVEL-DRAMA-MS					0.00	0.00	0.00	0.00
640	STUDENT TRAVEL-BAND-HS					1,090.00	1,090.00	0.00	0.00
641	STUDENT TRAVEL-BAND-MS					0.00	0.00	0.00	0.00
642	STUDENT TRAVEL-CHOIR-HS					0.00	0.00	0.00	0.00
643	STUDENT TRAVEL-BUS CLUB-HS					0.00	0.00	0.00	0.00
644	STUDENT TRAVEL-VO AG					0.00	0.00	0.00	0.00
645	STUDENT TRAVEL-HOME ECO					170.00	170.00	0.00	0.00
646	STUDENT TRAVEL-DECA-HS					0.00	0.00	0.00	0.00
647	STUDENT TRAVEL-UIL-HS					0.00	0.00	0.00	0.00
648	STUDENT TRAVEL-UIL-MS					0.00	0.00	0.00	0.00



	A	B	C	D	E	F	G	H	I
649	STUDENT TRAVEL-UIL-PS					25.00	0.00	0.00	25.00
650	STUDENT TRAVEL-UIL-ES					300.00	0.00	0.00	300.00
651	STUDENT TRAVEL-ACADEMICS-HS					0.00	0.00	0.00	0.00
652	STUDENT TRAVEL-ROPE TRICK-ES					0.00	0.00	0.00	0.00
653	STUDENT TRAVEL-ATHLETICS-HS					0.00	0.00	0.00	0.00
654	STUDENT TRAVEL-ATHLETICS-MS					0.00	0.00	0.00	0.00
655	STUDENT TRAVEL-HS-FOOTBALL					2,450.00	315.00	0.00	2,135.00
656	STUDENT TRAVEL-MS-FOOTBALL					2,000.00	840.00	0.00	1,160.00
657	STUDENT TRAVEL-HS BASKETBALL					2,000.00	0.00	0.00	2,000.00
658	STUDENT TRAVEL-MS BASKETBALL					1,000.00	0.00	0.00	1,000.00
659	STUDENT TRAVEL-HS TRACK					2,800.00	0.00	0.00	2,800.00
660	STUDENT TRAVEL-MS TRACK					1,800.00	0.00	0.00	1,800.00
661	STUDENT TRAVEL-HS BASEBALL					1,800.00	0.00	0.00	1,800.00
662	STUDENT TRAVEL-HS VOLLEYBALL					1,800.00	365.48	0.00	1,434.52
663	STUDENT TRAVEL-MS VOLLEYBALL					1,000.00	866.00	0.00	134.00
664	STUDENT TRAVEL-HS GIRLS BASKETBALL					2,000.00	0.00	0.00	2,000.00
665	STUDENT TRAVEL-MS GIRLS BASKETBALL					1,000.00	0.00	0.00	1,000.00
666	STUDENT TRAVEL-HS FIRLS TRACK					1,500.00	0.00	0.00	1,500.00
667	STUDENT TRAVEL-MS GIRLS TRACK					1,000.00	0.00	0.00	1,000.00
668	STUDENT TRAVEL-HS TENNIS					750.00	0.00	0.00	750.00
669	STUDENT TRAVEL-HS GOLF					750.00	0.00	0.00	750.00
670	STUDENT TRAVEL-HS WEIGHT LIFTING					800.00	0.00	0.00	800.00
671	STUDENT TRAVEL-HS SOFTBALL					1,800.00	0.00	0.00	1,800.00
672	STUDENT TRAVEL-HS CROSS COUNTRY					900.00	92.00	0.00	808.00
673	TRAVEL-NON EMPLOYEE-HS-BAND					0.00	0.00	0.00	0.00
674	STUDENT INSURANCE-HS					25,000.00	0.00	0.00	25,000.00
675	STUDENT INSURANCE-MS					25,000.00	0.00	0.00	25,000.00
676	DUES-BAND-HS					0.00	0.00	0.00	0.00
677	DUES-CHOIR-HS					0.00	0.00	0.00	0.00
678	DUES-BAND-MS					0.00	0.00	0.00	0.00
679	DUES-MUSIC-ES					0.00	0.00	0.00	0.00
680	DUES-ATHLETICS-HS					0.00	0.00	0.00	0.00
681	STUDENT ACTIVITY-HS					0.00	0.00	0.00	0.00
682	STUDENT ACTIVITY-MS					0.00	0.00	0.00	0.00
683	FEES & DUES-DRAMA-HS					0.00	0.00	0.00	0.00
684	FEES & DUES-DRAMA-MS					0.00	0.00	0.00	0.00
685	FEES & DUES-BAND-HS					1,260.00	1,260.00	0.00	0.00
686	FEES & DUES-CHOIR-HS					0.00	0.00	0.00	0.00
687	FEES & DUES-BAND-MS					0.00	0.00	0.00	0.00
688	FEES & DUES-CHOIR-MS					0.00	0.00	0.00	0.00
689	FEES-MUSIC-ES					0.00	0.00	0.00	0.00
690	FEES & DUES-BUS DEPT-HS					0.00	0.00	0.00	0.00
691	FEES & DUES-VO AG					0.00	0.00	0.00	0.00
692	FEES & DUES-HOME ECO					195.00	195.00	0.00	0.00
693	FEES & DUES-DE					0.00	0.00	0.00	0.00
694	UIL FEES-HS					2,335.00	2,335.00	0.00	0.00
695	UIL FEES-MS					0.00	0.00	0.00	0.00
696	UIL FEES-PS					200.00	0.00	0.00	200.00



	A	B	C	D	E	F	G	H	I
697	UIL FEES-ES					300.00	0.00	0.00	300.00
698	ACADEMIC AWARDS-HS					0.00	0.00	0.00	0.00
699	ACADEMIC AWARDS-MS					0.00	0.00	0.00	0.00
700	ACADEMIC AWARDS-ES					0.00	0.00	0.00	0.00
701	JUMP ROPE FEES-ES					0.00	0.00	0.00	0.00
702	CHEERLEADER FEES-HS					0.00	0.00	0.00	0.00
703	CHEERLEADER FEES-MS					0.00	0.00	0.00	0.00
704	DRUM MAJOR/FLAGS FEES-HS					0.00	0.00	0.00	0.00
705	DEBATE FEES-HS					0.00	0.00	0.00	0.00
706	DRAMA AWARDS/JACKETS-HS					0.00	0.00	0.00	0.00
707	BAND AWARD/JACKETS-HS					0.00	0.00	0.00	0.00
708	CHOIR AWARDS/JACKETS-HS					0.00	0.00	0.00	0.00
709	BAND AWARDS-MS					0.00	0.00	0.00	0.00
710	FEES & DUES-ATHLETICS-HS					17,300.00	810.00	475.00	16,015.00
711	FEES & DUES-ATHLETICS-MS					2,000.00	0.00	0.00	2,000.00
712	TROPHIES, MEDALS, RIBBONS-HS					2,750.00	0.00	0.00	2,750.00
713	TROPHIES, MEDALS, RIBBONS-MS					1,200.00	0.00	0.00	1,200.00
714	ATHLETICS AWARDS/JACKETS-HS					2,500.00	0.00	0.00	2,500.00
715	TOTAL					168,325.00	8,338.48	1,682.22	158,304.30
716									
717	EQUIPMENT-HS-FOOTBALL					0.00	0.00	0.00	0.00
718	EQUIPMENT-ALL ATHLETICS					0.00	0.00	0.00	0.00
719	EQUIPMENT-BASKETBALL					0.00	0.00	0.00	0.00
720	EQUIPMENT-TRACK					0.00	0.00	0.00	0.00
721	TOTAL					0.00	0.00	0.00	0.00
722									
723	TOTAL COCURRICULAR/EXTRACURRICULAR					657,958.00	30,735.38	31,561.77	595,660.85
724									
725	<i>41-GENERAL ADMINISTRATION</i>								
726									
727	SALARIES					324,549.00	27,709.08	0.00	296,839.92
728	FIMM					4,275.00	394.53	0.00	3,880.47
729	HEALTH INSURANCE					7,845.00	653.12	0.00	7,191.88
730	WORKER'S COMPENSATION					1,300.00	0.00	0.00	1,300.00
731	TRS ON-BEHALF					0.00	0.00	0.00	0.00
732	UNEMPLOYMENT					228.00	217.97	0.00	10.03
733	TEACHER RETIREMENT/TRS CARE					28,582.00	2,384.22	0.00	26,197.78
734	PERSONAL DAYS					3,200.00	0.00	0.00	3,200.00
735	TOTAL					369,979.00	31,358.92	0.00	338,620.08
736									
737	ATTORNEY FEES-SPEC ED					0.00	0.00	0.00	0.00
738	ATTORNEY FEES					4,500.00	0.00	0.00	4,500.00
739	AUDIT EXP					19,000.00	0.00	0.00	19,000.00
740	CONT-SERVICE-FINGERPRINTING					0.00	0.00	0.00	0.00
741	REGION VII ESC					4,200.00	0.00	0.00	4,200.00
742	COPIER REPAIR/MAINT					1,250.00	500.00	0.00	750.00
743	LEASE-EQUIP					2,868.00	717.00	0.00	2,151.00
744	PRINTING-SUPERINTENDENT					0.00	0.00	0.00	0.00
745	POLICY REVIEW-SCHOOL BOARD					800.00	0.00	0.00	800.00



	A	B	C	D	E	F	G	H	I
746	PRINTING-TAX OFFICE					1,600.00	0.00	0.00	1,600.00
747	PRINTING-ADM					2,000.00	0.00	1,289.00	711.00
748	CONT SERVICE-FACILITY REVIEW					6,750.00	0.00	0.00	6,750.00
749	CONT SERVICE-TASB PAY PLAN					2,000.00	0.00	0.00	2,000.00
750	TOTAL					44,968.00	1,217.00	1,289.00	42,462.00
751									
752	MAGAZINES					100.00	0.00	0.00	100.00
753	SUPPLIES-SUPERINTENDENT					1,000.00	18.95	0.00	981.05
754	SUPPLIES-SCHOOL BOARD					1,500.00	93.12	0.00	1,406.88
755	SUPPLIES-TAX OFFICE					2,500.00	18.95	0.00	2,481.05
756	SUPPLIES-ADMINISTRATION					3,250.00	559.93	0.00	2,690.07
757	SERVICE PINS					1,150.00	0.00	0.00	1,150.00
758	POSTAGE-TAX					1,500.00	0.00	0.00	1,500.00
759	POSTAGE-ADM					1,500.00	17.25	0.00	1,482.75
760	SUPPLIES-TECHNOLOGY**					0.00	0.00	0.00	0.00
761	TOTAL					12,500.00	708.20	0.00	11,791.80
762									
763	TRAVEL-SUPERINTENDENT					2,500.00	0.00	0.00	2,500.00
764	TRAVEL-TAX					1000.00	0.00	0.00	1,000.00
765	TRAVEL-BUS OFF					2,250.00	335.00	100.00	1,815.00
766	TRAVEL-SCHOOL BOARD					7,500.00	0.00	0.00	7,500.00
767	INSUR-SCHOOL BOARD					4,630.00	4,381.00	0.00	249.00
768	BONDING-TAX					250.00	250.00	0.00	0.00
769	BONDING-ADM					0.00	0.00	0.00	0.00
770	ELECTIONS					2,225.00	0.00	0.00	2,225.00
771	DUES-SUPERINTENDENT					500.00	0.00	0.00	500.00
772	DUES-SCHOOL BOARD					5,000.00	0.00	0.00	5,000.00
773	DUES-TAX COLLECTOR					250.00	90.00	0.00	160.00
774	DUES-SCHOOL WIDE					5,000.00	0.00	0.00	5,000.00
775	DUES-ADMIN OFFICE					4,625.00	0.00	0.00	4,625.00
776	MISC OPERATING-SUPERINTENDENT					750.00	0.00	0.00	750.00
777	MISC OPERATING-SCHOOL BOARD					2,500.00	935.00	0.00	1,565.00
778	MISC OPERATING-TAX OFFICE					500.00	0.00	0.00	500.00
779	MISC OPERATING-SCHOOL WIDE					4,000.00	0.00	0.00	4,000.00
780	MISC OPERATING-ADMIN					2,500.00	60.10	0.00	2,439.90
781	OTHER OPERATING COSTS-TAX REFUNDS					0.00	0.00	0.00	0.00
782	ADVER-TAX					500.00	0.00	0.00	500.00
783	ADVER-ADM					2,000.00	0.00	0.00	2,000.00
784	TECS FEES					0.00	0.00	0.00	0.00
785	TOTAL					48,480.00	6,051.10	100.00	42,328.90
786									
787	FURN/EQUIP-SUPERINTENDENT					0.00	0.00	0.00	0.00
788	FURN/EQUIP-SCHOOL BOARD					0.00	0.00	0.00	0.00
789	FURN/EQUIP-TECHNOLOGY**					0.00	0.00	0.00	0.00
790	TOTAL					0.00	0.00	0.00	0.00
791									
792	TOTAL GENERAL ADMINISTRATION					475,927.00	39,335.22	1,389.00	435,202.78
793									
794									

51-PLANT MAINTENANCE



	A	B	C	D	E	F	G	H	I
795									
796	SUBSTITUTES					10,000.00	0.00	0.00	10,000.00
797	SALARIES					434,879.00	37,899.39	0.00	396,979.61
798	FIMM					6,114.00	501.36	0.00	5,612.64
799	HEALTH INSURANCE					54,320.00	5,536.70	0.00	48,783.30
800	WORKER'S COMPENSATION					2,148.00	0.00	0.00	2,148.00
801	TRS ON-BEHALF					0.00	0.00	0.00	0.00
802	UNEMPLOYMENT					375.00	305.16	0.00	69.84
803	TEACHER RETIREMENT/TRS CARE					8,531.00	794.59	0.00	7,736.41
804	PERSONAL DAYS					2,400.00	0.00	0.00	2,400.00
805	TOTAL					518,767.00	45,037.20	0.00	473,729.80
806									
807	BUILDING APPRAISAL					0.00	0.00	0.00	0.00
808	PRINTING					0.00	0.00	0.00	0.00
809	CONTRACTED SERVICES-PHYSICALS/DRUG					1,000.00	0.00	0.00	1,000.00
810	CONTRACTED SERVICES-ELECTRICAL					0.00	0.00	0.00	0.00
811	CONTRACTED SERVICES-EXTERMINATING					7,500.00	0.00	2,135.00	5,365.00
812	CONTRACTED SERVICES-GARBAGE					12,000.00	0.00	0.00	12,000.00
813	CONTRACTED SERVICES-HEAT/AIR					125,000.00	0.00	11,250.00	113,750.00
814	CONTRACTED SERVICES-GENERAL					24,625.00	582.78	3,855.35	20,186.87
815	CONTRACTED SERVICES-FOOTBALL/BASEBAL					15,000.00	0.00	0.00	15,000.00
816	CONTRACTED SERVICES-GYM FLOORS					9,100.00	0.00	0.00	9,100.00
817	CONTRACTED SERVICES-SOUND SYS					10,000.00	836.10	200.00	8,963.90
818	CONTRACTED SERVICES-ROAD REPAIR					2,500.00	0.00	0.00	2,500.00
819	CONTRACTED SERVICES-FIRE EXT					7,500.00	0.00	0.00	7,500.00
820	CONTRACTED SERVICES-PLUMBING					10,000.00	0.00	2,000.00	8,000.00
821	CONTRACTED SERVICES-DST WIDE					37,500.00	0.00	10,750.00	26,750.00
822	CONTRACTED SERVICES-ROOFING					2,500.00	0.00	0.00	2,500.00
823	CONTRACTED SERVICES-TECHNOLOGY**					0.00	0.00	0.00	0.00
824	PHONE-HS					3,200.00	0.00	0.00	3,200.00
825	PHONE-MS					1,700.00	0.00	0.00	1,700.00
826	PHONE-PS					1,200.00	0.00	0.00	1,200.00
827	PHONE-ES					1,200.00	0.00	0.00	1,200.00
828	PHONE-ADM					1,500.00	0.00	0.00	1,500.00
829	PHONE-CAFETERIA					500.00	0.00	0.00	500.00
830	PHONE-BUS/MAINTENANCE					3,000.00	129.81	0.00	2,870.19
831	PHONE-HS MEREDITH STADIUM					2,000.00	248.93	0.00	1,751.07
832	WATER					35,000.00	3,074.36	0.00	31,925.64
833	ELECTRICITY					258,750.00	31,212.52	0.00	227,537.48
834	GAS					34,000.00	287.57	0.00	33,712.43
835	CABLE INTERNET					5,000.00	0.00	0.00	5,000.00
836	LEASE/RENTAL					375.00	375.00	0.00	0.00
837	TOTAL					611,650.00	36,747.07	30,190.35	544,712.58
838									
839	VEHICLE SUPPLIES					0.00	0.00	0.00	0.00
840	CUSTODIAL SUPPLIES					60,000.00	479.09	9,000.00	50,520.91
841	MAINT/GROUNDS SUPPLIES					60,000.00	191.55	5,097.92	54,710.53
842	SUPPLIES-TECHNOLOGY**					0.00	0.00	0.00	0.00



	A	B	C	D	E	F	G	H	I
843	TOTAL					120,000.00	670.64	14,097.92	105,231.44
844									
845	TRAVEL-MAIT					0.00	0.00	0.00	0.00
846	PROPERTY INSUR					61,485.00	59,379.28	0.00	2,105.72
847	FEES-MAINT DEPT					500.00	0.00	0.00	500.00
848	TOTAL					61,985.00	59,379.28	0.00	2,605.72
849									
850	CAPITAL OUTLAY					6,000.00	0.00	285.00	5,715.00
851									
852	TOTAL PLANT MAINTENANCE					1,318,402.00	141,834.19	44,573.27	1,131,994.54
853									
854	<i>52-SECURITY &amp; MONITORING SERVICES</i>								
855									
856	CONT SERV-SECURITY-HS					3,500.00	1,440.00	0.00	2,060.00
857	CONT SERV-SECURITY-MS					0.00	0.00	0.00	0.00
858	CONT SERV-HS					675.00	0.00	0.00	675.00
859	CONT SERV-MS					675.00	0.00	0.00	675.00
860	CONT SERV-PS					675.00	0.00	0.00	675.00
861	CONT SERV-ES					675.00	0.00	0.00	675.00
862	MISC CONT SERV-HS					0.00	0.00	0.00	0.00
863	MISC CONT SERV-MS					0.00	0.00	0.00	0.00
864	MISC CONT SERV-PS					0.00	0.00	0.00	0.00
865	MISC CONT SERV-ES					0.00	0.00	0.00	0.00
866	MISC CONT SERV-ADM					0.00	0.00	0.00	0.00
867	TOTAL					6,200.00	1,440.00	0.00	4,760.00
868									
869	SUPPLIES-HS					1,000.00	0.00	0.00	1,000.00
870	SUPPLIES-MS					1,000.00	0.00	0.00	1,000.00
871	SUPPLIES-PS					1,000.00	0.00	0.00	1,000.00
872	SUPPLIES-ES					1,000.00	0.00	0.00	1,000.00
873	SUPPLIES-ADM					0.00	0.00	0.00	0.00
874	TOTAL					4,000.00	0.00	0.00	4,000.00
875									
876	EQUIP-HS					3,750.00	0.00	0.00	3,750.00
877	EQUIP-MS					3,750.00	0.00	1,089.00	2,661.00
878	EQUIP-PS					3,750.00	0.00	0.00	3,750.00
879	EQUIP-ES					3,750.00	0.00	0.00	3,750.00
880	EQUIP-ADM					0.00	0.00	0.00	0.00
881	TOTAL					15,000.00	0.00	1,089.00	13,911.00
882									
883	TOTAL SECURITY & MONITORING					25,200.00	1,440.00	1,089.00	22,671.00
884									
885	<i>53-DATA PROCESSING</i>								
886									
887	SALARY/STIPEND					0.00	0.00	0.00	0.00
888	FIMM					0.00	0.00	0.00	0.00
889	HEALTH INSURANCE					0.00	0.00	0.00	0.00
890	WORKER'S COMPENSATION					0.00	0.00	0.00	0.00
891	TRS ON-BEHALF					0.00	0.00	0.00	0.00



	A	B	C	D	E	F	G	H	I
892	UNEMPLOYMENT					0.00	0.00	0.00	0.00
893	TEACHER RETIREMENT/TRS CARE					0.00	0.00	0.00	0.00
894	PERSONAL DAYS					0.00	0.00	0.00	0.00
895	TOTAL					0.00	0.00	0.00	0.00
896									
897	CONTRACTED SERVICES-DISTRICT					20,000.00	0.00	0.00	20,000.00
898	CONT SERVICE-FINGERPRINTING					0.00	0.00	0.00	0.00
899	HARDWARE & SOFTWARE MAINT-HS					7,250.00	5,089.55	0.00	2,160.45
900	HARDWARE & SOFTWARE MAINT-MS					7,250.00	5,089.55	0.00	2,160.45
901	HARDWARE & SOFTWARE MAINT-PS					7,250.00	5,089.55	0.00	2,160.45
902	HARDWARE & SOFTWARE MAINT-ES					7,250.00	5,089.54	0.00	2,160.46
903	HARDWARE & SODTWARE MAINT-TAX					6,000.00	0.00	0.00	6,000.00
904	HARDWARE & SOFTWARE MAINT-ADM					14,000.00	13,279.00	0.00	721.00
905	MISC CONT SERVICES-HS					18,400.00	1,027.50	1,265.25	16,107.25
906	MISC CONT SERVICES-MS					18,400.00	1,027.50	1,265.25	16,107.25
907	MISC CONT SERVICES-PS					18,400.00	1,027.50	1,265.25	16,107.25
908	MISC CONT SERVICES-ES					18,400.00	1,027.50	1,265.25	16,107.25
909	TOTAL					142,600.00	37,747.19	5,061.00	99,791.81
910									
911	COMPUTER SUPPLIES-HS					500.00	0.00	0.00	500.00
912	COMPUTER SUPPLIES-MS					500.00	0.00	0.00	500.00
913	COMPUTER SUPPLIES-PS					500.00	0.00	0.00	500.00
914	COMPUTER SUPPLIES-ES					500.00	0.00	0.00	500.00
915	COMPUTER SUPPLIES-ADM					500.00	0.00	0.00	500.00
916	TOTAL					2,500.00	0.00	0.00	2,500.00
917									
918	TRAVEL					1,000.00	0.00	0.00	1,000.00
919	FEES/DUES					0.00	0.00	0.00	0.00
920	TOTAL					1,000.00	0.00	0.00	1,000.00
921									
922	COMPUTERS-HS					2,500.00	0.00	0.00	2,500.00
923	COMPUTERS-MS					2,500.00	0.00	0.00	2,500.00
924	COMPUTERS-PS					2,500.00	0.00	0.00	2,500.00
925	COMPUTERS-ES					2,500.00	0.00	0.00	2,500.00
926	COMPUTERS-ADM					0.00	0.00	0.00	0.00
927	TOTAL					10,000.00	0.00	0.00	10,000.00
928									
929	TOTAL DATA PROCESSING					156,100.00	37,747.19	5,061.00	113,291.81
930									
931									
932									
933	CONTRACTED SERVICE-HS					2,482.00	0.00	0.00	2,482.00
934	CONTRACTED SERVICE-MS					2,482.00	0.00	0.00	2,482.00
935	CONTRACTED SERVICE-PS					2,482.00	0.00	0.00	2,482.00
936	CONTRACTED SERVICE-ES					2,482.00	0.00	0.00	2,482.00
937	TOTAL					9,928.00	0.00	0.00	9,928.00
938									
939	TOTAL COMMUNITY SERVICE					9,928.00	0.00	0.00	9,928.00
940									

61-COMMUNITY SERVICE



	A	B	C	D	E	F	G	H	I
941	<i>71-DEBT SERVICE</i>								
942									
943	FITNESS EQUIP-PRINCIPAL					0.00	0.00	0.00	0.00
944	FITNESS EQUIP-INTEREST					0.00	0.00	0.00	0.00
945	TOTAL					0.00	0.00	0.00	0.00
946									
947	TOTAL DEBT SERVICE					0.00	0.00	0.00	0.00
948									
949	<i>81-FACILITIES ACQUISITION &amp; CONSTRUCTION</i>								
950									
951	FACILITY PLANNING					0.00	0.00	0.00	0.00
952	CONT SERVICES-TECHNOLOGY-MS**					0.00	0.00	0.00	0.00
953	CONT SERVICES-TECHNOLOGY-PS**					0.00	0.00	0.00	0.00
954	CONT SERVICES-TECHNOLOGY-ES**					0.00	0.00	0.00	0.00
955	CONT SERVICES-TECHNOLOGY-ADM**					0.00	0.00	0.00	0.00
956	CONT SERVICES-STADIUM					0.00	0.00	0.00	0.00
957	TOTAL					0.00	0.00	0.00	0.00
958									
959	SUPPLIES-STADIUM/TRACK					0.00	0.00	0.00	0.00
960	TOTAL					0.00	0.00	0.00	0.00
961									
962	LAND PURCHASE					0.00	0.00	0.00	0.00
963	FEES-LAND PURCHASE					0.00	0.00	0.00	0.00
964	BUILDING CONSTRUCTION-HS/ES ROOF					0.00	0.00	38,552.00	(38,552.00)
965	BUILDING CONSTRUCTION-HS/ES RENNOV					0.00	0.00	0.00	0.00
966	PARKING/ROADS-ALL SCHOOLS					0.00	0.00	0.00	0.00
967	BUILDING CONSTRUCTION-HS/ES RENNOV					0.00	0.00	0.00	0.00
968	BUILDING CONSTRUCTION-STADIUM TRACK					0.00	0.00	0.00	0.00
969	BUILDING CONSTRUCTION-FIELDHOUSE					0.00	0.00	0.00	0.00
970	FURN/EQUIP-TECHNOLOGY-DST**					0.00	0.00	0.00	0.00
971	TOTAL					0.00	0.00	38,552.00	(38,552.00)
972									
973	TOTAL FACILITIES & CONSTRUCTION					0.00	0.00	38,552.00	(38,552.00)
974									
975	<i>93-PAYMENTS TO MEMBER DISTRICTS/FISCAL AGENTS</i>								
976									
977	SSA-SUPERNET II					9,471.00	0.00	0.00	9,471.00
978	SSA-SPECIAL EDUCATION					381,688.00	42,409.81	0.00	339,278.19
979	SSA-RUS-DLT GRANT					0.00	0.00	0.00	0.00
980									
981	TOTAL PAYMENTS TO MEMBER DISTRICTS					391,159.00	42,409.81	0.00	348,749.19
982									
983	<i>99-OTHER INTERGOVERNMENTAL CHARGES</i>								
984									
985	APPRAISAL DISTRICT					122,905.00	0.00	0.00	122,905.00
986									
987	TOTAL OTHER INTERGOVERNMENTAL					122,905.00	0.00	0.00	122,905.00
988									
989	TRANSFER OUT-WOOD COUNTY SSA					0.00	0.00	0.00	0.00



	A	B	C	D	E	F	G	H	I
990									
991									
992	<b>TOTAL OPERATING BUDGET</b>					12,952,146.00	579,714.46	767,393.54	11,605,038.00
993									
994									
995	<b>DEBT SERVICE FUND</b>								
996	599								
997									
998	BONDS					0.00	0.00	0.00	0.00
999	INTEREST					0.00	0.00	0.00	0.00
1000	FEES					0.00	0.00	0.00	0.00
1001						0.00	0.00	0.00	0.00
1002	TOTAL								
1003	<b>TOTAL DEBT SERVICE</b>					0.00	0.00	0.00	0.00
1004									
1005									
1006	<b>TOTAL OPERATING FUND</b>								
1007	<b>AND DEBT SERVICE</b>					12,952,146.00	579,714.46	767,393.54	11,605,038.00
1008									
1009									
1010	***TECHNOLOGY EXPENSES TO BE								
1011	FUNDED					102,500.00	86.46	8,479.98	93,933.56
1012									
1013									
1014	<u>REFERENCE GUIDE</u>								
1015									
1016	HS					ST COMP		STATE COMPENSATORY	
1017	MS	HIGH SCHOOL				ESL		ENGLISH/SPANISH LANGUAGE	
1018	PS	MIDDLE SCHOOL				VOC		VOCATIONAL EDUCATION	
1019	ES	PRIMARY SCHOOL				G/T		GIFTED/TALENTED EDUCATION	
1020	ADM	ELEMENTARY SCHOOL				SP ED		SPECIAL EDUCATION	
1021		ADMINISTRATION							
1022									
1023									
1024									
1025									
1026	<b>199-GENERAL FUND</b>								
1027						BUDGETED	RECEIVED		BALANCE
1028	TAXES-CURRENT YEAR					6,011,620.00	257.43		6,011,362.57
1029	TAXES-PRIOR YEAR					120,000.00	19,636.75		100,363.25
1030	TAXES-PENALTIES					100,000.00	5,735.99		94,264.01
1031	TAXES-INTEREST					0.00	0.00		0.00
1032	DRIVER EDUCATION TUITION					0.00	0.00		0.00
1033	TUITION-SUMMER SCHOOL					0.00	0.00		0.00
1034	EARNING FROM PERMANENT INVESTMENTS					3,200.00	0.00		3,200.00
1035	EARNING FROM TEMPORARY INVESTMENTS					20,000.00	2,788.63		17,211.37
1036	RENTAL OF FACILITIES					6,750.00	2,276.25		4,473.75
1037	GIFTS/BEQUESTS-MEREDITH-					0.00	32,650.00		-32,650.00
1038	GIFTS/BEQUESTS-MEREDITH-HS BAND					0.00	0.00		0.00
1039	GIFTS/BEQUESTS-HS WEIGHT ROOM					0.00	0.00		0.00

**MINEOLA INDEPENDENT SCHOOL DISTRICT**

**2014-2015 REVENUE**



	A	B	C	D	E	F	G	H	I
1040	GIFTS/BEQUESTS-MEREDITH-ES PLAYG					0.00	0.00		0.00
1041	GIFTS/BEQUESTS					0.00	0.00		0.00
1042	INSURANCE RECOVERY					0.00	0.00		0.00
1043	ATHLETIC ACTIVITY					50,000.00	18,305.35		31,694.65
1044	MISC REVENUE-FISCAL AGENT FEE					52,000.00	0.00		52,000.00
1045	TAXES-CED					0.00	0.00		0.00
1046	MISC REVENUE-LOCAL SOURCES					25,000.00	402.73		24,597.27
1047	CITY OF MINEOLA					6,500.00	0.00		6,500.00
1048	HEAD START REIMBURSEMENT					95,000.00	0.00		95,000.00
1049						6,490,070.00	82,053.13		6,408,016.87
1050	TOTAL								
1051	PER CAPITA					384,603.00	1,715.00		382,888.00
1052	STATE FOUNDATION					5,473,618.00	1,144,279.00		4,329,339.00
1053	SAFE SCHOOL-RIDER 59					0.00	0.00		0.00
1054	TRS ON BEHALF					582,439.00	0.00		582,439.00
1055						6,440,660.00	1,145,994.00		5,294,666.00
1056	TOTAL								
1057	SCHOOL HEALTH & REALTED SERVICES					22,000.00	0.00		22,000.00
1058									
1059	SALE OF PROPERTY					0.00	0.00		0.00
1060									
1061	<b>TOTAL OPERATING REVENUE</b>					<b>12,952,730.00</b>	<b>1,228,047.13</b>		<b>11,724,682.87</b>
1062									
1063	<b>599-DEBT SERVICE</b>								
1064									
1065	TAXES-CURRENT					0.00	0.00		0.00
1066	TAXES-PRIOR YEARS					0.00	0.00		0.00
1067	TAXES-PENALTIES					0.00	0.00		0.00
1068	TAXES-INTEREST					0.00	0.00		0.00
1069	EARNINGS FROM TEMPORARY INVESTMENTS					0.00	0.00		0.00
1070						0.00	0.00		0.00
1071	TOTAL								
1072	STATE REVENUE-TEA					0.00	0.00		0.00
1073									
1074	<b>TOTAL DEBT SERVICE REVENUE</b>					<b>0.00</b>	<b>0.00</b>		<b>0.00</b>
1075									
1076	<b>TOTAL OPERATING AND DEBT</b>								
1077	<b>SERVICE REVENUE</b>					<b>12,952,730.00</b>	<b>1,228,047.13</b>	<b>0.00</b>	<b>11,724,682.87</b>
1078									



	A	B	C	D	E	F	G	H	I	
1079	<b>MINEOLA INDEPENDENT SCHOOL DISTRICT</b>									
1080										
1081										
1082	<b>FUND 199</b>	<b>YEAR TO DATE CASH FLOW</b>						<b>Local Maint</b>	<b>Designated</b>	
1083	BEGINNING CASH BALANCE							-21,134.43		
1084	BEGINNING TEXPOOL/CD/SAVINGS							2,599,873.28	3,900,573.55	
1085										
1086							0.00			
1087	ACCURED PAYROLL REVERSAL						445,102.81			
1088	ACCURED PAYROLL						0.00			
1089	AUDITOR'S ADJUSTMENTS						0			
1090	REVENUE TO DATE						1,228,047.13	0.00	0.00	
1091	ACCOUNT RECEIVABLE						0.00			
1092	EXPENDITURES TO DATE						579,714.46		0.00	
1093	DEFERRED REVENUE						0.00			
1094	ACCOUNT PAYABLE						-3,306.35			
1095										
1096	<b>ENDING CASH BALANCE</b>							83,562.27		
1097	<b>ENDING TEXPOOL/CD BALANCE</b>							2,701,712.79	3,900,573.55	
1098										
1099	UNENCUMBERED BALANCE							2,701,712.79	3,900,573.55	
1100										
1101	TRANSFER OUT TO WC SSA						0.00			
1102										
1103	<b>TOTAL</b>								6,602,286.34	
1104										
1105	<b>GRAND TOTAL TEXPOOL/CD FOR LOCAL MAINTENANCE</b>									
1106										
1107	<b>FUND 599</b>	\$							<b>Debt Service</b>	
1108	BEGINNING CASH BALANCE							1.53		
1109	BEGINNING TEXPOOL BALANCE							107,135.65		
1110										
1111	REVENUE TO DATE						2.93			
1112										
1113	EXPENDITURES TO DATE						0.00			
1114										
1115	<b>ENDING CASH BALANCE</b>							1.53		
1116	<b>ENDING TEXPOOL BALANCE</b>							107,138.58		
1117										
1118	JAN INTEREST PAYMENT							0.00		
1119	JULY PRINCIPAL/INTEREST PAYMENT							0.00		
1120										
1121	PROBABLE TEA PAYBACK						0.00			
1122	UNENCUMBERED BALANCE							107,138.58		
1123										
1124								107,138.58		
1125										
1126	<b>GRAND TOTAL TEXPOOL FOR DEBT SERVICE</b>									
1127										
1128										











MISD District Improvement Fund	80,965.40	
Head Start	444.50	
District Lost Book Account	19,134.53	
<b>TOTAL</b>		100,544.43
<b>Mineola Primary School</b>		
Advisory Council	3,057.98	
Yearbooks	3,814.09	
Box Tops	8,656.74	
Flower Fund	523.12	
Library Fund	1,298.20	
T-Shirts	500.00	
Teacher Gifts	15,233.93	
Title I Book Acct	375.00	
School Vending	2,187.19	
Benevolent Fund	12,479.43	
Lounge Vending	3,242.92	
<b>TOTAL</b>		51,368.60
<b>Mineola Elementary School</b>		
Teacher Gifts	3,222.19	
School Annual	1,794.59	
Benevolent Fund	1,503.09	
Advisory Council	5,835.01	
Flower Fund	237.39	
Library Fund	7,203.50	
Lounge Vending	147.01	
Jump Rope	1,003.91	
School Vending	53,316.14	
P. E.	5.00	
Kiwanis Kids	209.75	
Super Dads	278.74	
<b>TOTAL</b>		74,756.32
<b>Mineola Middle School</b>		
AVID	270.08	
PE-MS	209.01	
Volleyball	287.00	
Flower Fund	275.83	
Jacket Jazz	176.67	
Advisory Council	1,364.80	
Choir	151.44	
MS Cheerleaders	3,215.20	
MS Yearbook	1,841.51	
Crime Stoppers	485.00	
Junior Honor Society	211.06	
Communities in Schools	775.98	
Athletic Boosters	614.90	
Library Fund	778.84	
Lounge Vending	737.28	
FCA-MS	3,471.46	
Builder's Club	1,966.42	
Spirit Crew	103.50	
School Vending	6,677.40	
Benevolent Fund	8,032.74	
Science Club	1,456.80	
Student Council	434.69	



**TOTAL**

33,537.61

**Mineola High School**

Athletic Boosters	0.00
Art	852.39
Auto Mechanics	1,363.44
Anchor Club	801.15
Annual Staff	1,900.00
Athletic Vending	10,846.38
Athletic Equipment Donations	1,357.28
Band Fund	2,913.08
Band Boosters	11,618.65
Business Club	759.82
D. E. C. A.	814.51
Fellowship of Christian Athletes	1,914.77
Future Farmers of America	7,236.14
Future Homemakers of America	629.39
Fishing Club	2,313.00
Class of 2016	3,801.15
Benevolent Fund	2,961.58
Testing/Tuition	1,009.45
Lounge Vending	830.56
Student Technoloty Assoc	366.40
I-Pad fees	30,757.44
Choir	1,126.00
Class of 2018	0.00
Key Club	1,556.24
Library Fund	674.44
Junior Historians	848.71
National Honor Society	229.66
Nature Trail	1,137.10
Project Graduation	2,762.16
H. S. Players/Drama	1,947.83
Flower Fund	1,223.05
Student Council	371.99
Scholarship Fund	16,063.00
Class of 2015	10,476.61
Class of 2017	425.00
Slot Car Racing	2,928.65
Girl's Athletic Scholarship	95.99
Varsity Cheerleaders	2,531.42
AVID	217.17
School Vending	8,082.18

**TOTAL**

137,743.78

**WOOD COUNTY SPECIAL EDUCATION SSA**

Activity Fund	356.46
---------------	--------

**TOTAL**

356.46




**TEXPOOL  
PORTFOLIO SUMMARY  
ACTIVITY FOR MONTH ENDING  
September 30, 2014**

**LOCAL MAINTENANCE**

<i>Investments</i>	<i>Cost</i>	<i>Market</i>	<i>Ratio</i>	<i>Interest Rate</i>
Beginning of period	27,234.32	27,234.32	100.00%	0.03%
Deposits	0.00			
Withdrawals	0.00			
Interest accrued	0.74			
End of Period	27,235.06	27,235.06	100.00%	0.03%

This report is in compliance with the investment strategies as approved by the Public Funds Investment Act

  
Investment Officer




**TEXPOOL  
PORTFOLIO SUMMARY  
ACTIVITY FOR MONTH ENDING  
September 30, 2014**

**FOOD SERVICE**

<i>Investments</i>	<i>Cost</i>	<i>Market</i>	<i>Ratio</i>	<i>Interest Rate</i>
Beginning of period	555.99	555.99	100.00%	0.03%
Deposits	0.00			
Withdrawals	545.00			
Interest accrued	0.00			
End of Period	10.99	10.99	100.00%	0.03%

This report is in compliance with the investment strategies as approved by the Public Funds Investment Act

  
Investment Officer




**TEXPOOL  
PORTFOLIO SUMMARY  
ACTIVITY FOR MONTH ENDING  
September 30, 2014**

**INTEREST & SINKING**

<i>Investments</i>	<i>Cost</i>	<i>Market</i>	<i>Ratio</i>	<i>Interest Rate</i>
Beginning of period	107,135.65	107,135.65	100.00%	0.03%
Deposits	0.00			
Withdrawals	0.00			
Interest accrued	2.93			
End of Period	107,138.58	107,138.58	100.00%	0.03%

This report is in compliance with the investment strategies as approved by the Public Funds Investment Act


  
Investment Officer

**TEXPOOL  
PORTFOLIO SUMMARY  
ACTIVITY FOR MONTH ENDING  
September 30, 2014**

**WORKERS COMPENSATION**

<i>Investments</i>	<i>Cost</i>	<i>Market</i>	<i>Ratio</i>	<i>Interest Rate</i>
Beginning of period	456,906.58	456,906.58	100.00%	0.03%
Deposits	0.00			
Withdrawals	1,086.00			
Interest accrued	12.48			
End of Period	455,833.06	455,833.06	100.00%	0.03%

This report is in compliance with the investment strategies as approved by the Public Funds Investment Act

  
Investment Officer




**EDWARD JONES  
PORTFOLIO SUMMARY  
ACTIVITY FOR MONTH ENDING  
September 30, 2014**

**MARILYN MERRITT WILSON TRUST**

<i>Investments</i>	<i>Cost</i>	<i>Market</i>	<i>Original Value</i>	<i>Ratio</i>	<i>Combined Interest Rate</i>
Beginning of period	434,644.38	434,644.38	435,931.44	100.00%	0.00%
Deposits	936.54		3,522.91		
Charges	0.00				
Change in Value YTD	(7,306.79)		(11,180.22)		
End of Period	428,274.13	428,274.13	428,274.13	100.00%	0.00%

This report is in compliance with the investment strategies as approved by the Public Funds Investment Act


  
Investment Officer

**EDWARD JONES  
PORTFOLIO SUMMARY  
ACTIVITY FOR MONTH ENDING  
September 30, 2014**

**G. W. ENGLISH TRUST**

<i>Investments</i>	<i>Cost</i>	<i>Market</i>	<i>Original Value</i>	<i>Ratio</i>	<i>Combined Interest Rate</i>
Beginning of period	234,248.27	234,248.27	235,708.14	100.00%	0.00%
Deposits	551.85		1,877.38		
Charges	0.00				
Change in Value YTD	(3,381.21)		(6,166.61)		
End of Period	231,418.91	231,418.91	231,418.91	100.00%	0.00%

This report is in compliance with the investment strategies as approved by the Public Funds Investment Act

  
Investment Officer




**EDWARD JONES  
PORTFOLIO SUMMARY  
ACTIVITY FOR MONTH ENDING  
September 30, 2014**

**DAN PEACOCK TRUST**

<i>Investments</i>	<i>Cost</i>	<i>Market</i>	<i>Original Value</i>	<i>Ratio</i>	<i>Combined Interest Rate</i>
Beginning of period	16,162.22	16,162.22	16,094.29	100.00%	0.00%
Deposits	76.30		152.02		
Charges	0.00				
Change in Value YTD	(209.03)		(216.82)		
End of Period	16,029.49	16,029.49	16,029.49	100.00%	0.00%

This report is in compliance with the investment strategies as approved by the Public Funds Investment Act


  
Investment Officer

**MINEOLA COMMUNITY BANK  
PORTFOLIO SUMMARY  
ACTIVITY FOR MONTH ENDING  
September 30, 2014**

**JUDGE TRUST**

<i>Investments</i>	<i>Cost</i>	<i>Market</i>	<i>Ratio</i>	<i>Interest Rate</i>
Beginning of period				
CD	18,000.00	18,000.00	100.00%	0.60%
CD	24,329.52	24,329.52	100.00%	0.60%
CD	26,814.59	26,814.59	100.00%	0.60%
SAVINGS ACCT	1,155.23	1,155.23	100.00%	0.25%
Deposits	232.44			
Withdrawals	0.00			
Quarterly Interest	5.91			
End of Period	1,393.58	1,393.58		
CD	18,000.00	18,000.00	100.00%	0.60%
CD	24,329.52	24,329.52	100.00%	0.60%
CD	26,814.59	26,814.59	100.00%	0.60%
SAVINGS ACCT	1,393.58	1,393.58	100.00%	0.25%

This report is in compliance with the investment strategies as approved by the Public Funds Investment Act

  
 \_\_\_\_\_  
 Investment Officer




**PORTFOLIO SUMMARY  
ACTIVITY FOR MONTH ENDING  
September 30, 2014**

**CERTIFICATE OF DEPOSIT/SAVINGS**

<i>Investments</i>	<i>Cost</i>	<i>Market</i>	<i>Ratio</i>	<i>Interest Rate</i>
Beginning of period	6,473,212.51	6,473,212.51	100.00%	
Deposits	401,838.77			
Withdrawals	300,000.00			
End of period	6,575,051.28	6,575,051.28		
Interest Accrued	8,764.26			
End of Period				
<b>Bank Texas</b>				
CD # 8025567	263,773.03	263,773.03	100.00%	0.60%
<b>Bank Texas</b>				
CD # 8025872	1,053,882.20	1,053,882.20	100.00%	1.00%
<b>First National Bank-Gilmer in Mineola</b>				
CD # 1005229	240,686.02	240,686.02	100.00%	0.60%
<b>Mineola Community</b>				
CD # 01-00542339-9	160,180.07	160,180.07	100.00%	0.60%
<b>Capital One</b>				
Savings #3830656862	4,653,206.22	4,653,206.22	100.00%	0.40%
<b>City National Bank</b>				
CD #10305497	203,323.74	203,323.74	100.00%	0.60%

This report is in compliance with the investment strategies as approved by the Public Funds Investment Act

  
 \_\_\_\_\_  
 Investment Officer






**TEXPOOL  
PORTFOLIO SUMMARY  
ACTIVITY FOR MONTH ENDING  
September 30, 2014**

**WOOD COUNTY SPECIAL EDUCATION SHARED SERVICES ARRANGEMENT**

<i>Investments</i>	<i>Cost</i>	<i>Market</i>	<i>Ratio</i>	<i>Interest Rate</i>
Beginning of period	15,393.30	15,393.30	100.00%	0.03%
Deposits	0.00			
Withdrawals	0.00			
Interest accrued	0.38			
End of Period	15,393.68	15,393.68	100.00%	0.03%

This report is in compliance with the investment strategies as approved by the Public Funds Investment Act


  
Investment Officer

**TEXPOOL  
PORTFOLIO SUMMARY  
ACTIVITY FOR MONTH ENDING  
September 30, 2014**

**WOOD COUNTY SPECIAL EDUCATION SHARED SERVICES ARRANGEMENT  
WORKER'S COMPENSATION**

<i>Investments</i>	<i>Cost</i>	<i>Market</i>	<i>Ratio</i>	<i>Interest Rate</i>
Beginning of period	15,919.65	15,919.65	100.00%	0.03%
Deposits	29.94			
Withdrawals	62.00			
Interest accrued	0.48			
End of Period	15,888.07	15,888.07	100.00%	0.03%

This report is in compliance with the investment strategies as approved by the Public Funds Investment Act

  
Investment Officer

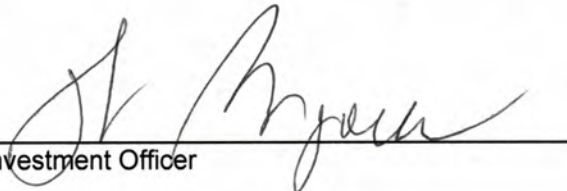


**CAPITAL ONE BANK  
PORTFOLIO SUMMARY  
ACTIVITY FOR MONTH ENDING  
September 30, 2014**

**WOOD COUNTY SPECIAL EDUCATION SHARED SERVICES ARRANGEMENT**

<i>Investments</i>	<i>Cost</i>	<i>Market</i>	<i>Ratio</i>	<i>Interest Rate</i>
Beginning of period	662,970.11	662,970.11	100.00%	0.30%
Deposits	30,000.00			
Withdrawals	50,000.00			
Interest accrued	161.27			
End of Period	643,131.38	643,131.38	100.00%	0.30%

This report is in compliance with the investment strategies as approved by the Public Funds Investment Act

  
Investment Officer

BANK: 01 LOCAL MAINTENANCE

CHECK TYPE	CHECK NUMBER	CHECK DATE	CHECK AMOUNT	REMITTED TO
OFFC	63681	9-19-2014	10.00	9519 CAPITAL ONE CORPORATE CARD - <i>GOOGLE DOMAIN</i>
SYST	63734*	9-17-2014	220.00	9945 4 PINES RANCH - <i>CRODD COUNTRY</i>
SYST	63735	9-17-2014	2,359.00	9275 AGILE SPORTS TECHNOLOGIES - <i>HUDL</i>
SYST	63736	9-17-2014	246.18	3549 AT&T - <i>PHONE LINE</i>
SYST	63737	9-17-2014	17.53	3533 AT&T LONG DISTANCE - <i>LONG DISTANCE</i>
SYST	63738	9-17-2014	148.94	8439 AUSTIN TURF & TRACTOR - <i>MAINTENANCE</i>
SYST	63739	9-17-2014	112.43	9953 BRENDA BAQUET - <i>GAME OFFICIAL</i>
SYST	63740	9-17-2014	250.00	532 BRUNER INSURANCE - <i>CLAIMER</i>
SYST	63741	9-17-2014	20,277.00	3149 BUDGET BUSINESS SYSTEMS - <i>MAINT/SUPPLY 14/15</i>
SYST	63742	9-17-2014	287.57	571 CENTERPOINT ENERGY RESOURCES CORP. - <i>GAS</i>
SYST	63743	9-17-2014	270.00	7675 CESD - <i>REDDING</i>
SYST	63744	9-17-2014	80.00	6193 CHAMAR LONDON - <i>GAME WORKER</i>
SYST	63745	9-17-2014	120.00	3239 CHARLES BITTNER - <i>SECURITY</i>
SYST	63746	9-17-2014	81.03	9674 CHRIS BRANNAN - <i>REIMBURSE</i>
SYST	63747	9-17-2014	80.00	9954 DAN WILSON - <i>GAME OFFICIAL</i>
SYST	63748	9-17-2014	100.00	7741 DAVID SINCHES - <i>GAME WORKER</i>
SYST	63749	9-17-2014	839.28	9627 DAVIS-GARVIN AGENCY, INC - <i>TIMBER INDAE</i>
SYST	63750	9-17-2014	308.50	2645 DOUBLETREE HOTEL - <i>PALMER/REDDING</i>
SYST	63751	9-17-2014	120.00	7468 DUSTY W COOK - <i>SECURITY</i>
SYST	63752	9-17-2014	120.00	9684 ED SHADBOLT - <i>SECURITY</i>
SYST	63753	9-17-2014	648.28	2170 FLATT STATIONERS, INC. - <i>PS/ED OFFICE</i>
SYST	63754	9-17-2014	30.68	5291 FOLLETT SCHOOL SOLUTIONS - <i>MS LIBRARY</i>
SYST	63755	9-17-2014	120.00	9905 GERARDO RODRIGUEZ - <i>SECURITY</i>
SYST	63756	9-17-2014	155.20	8905 GOLDEN CHICK - <i>ATHLETIC MEAL</i>
SYST	63757	9-17-2014	73,762.00	7670 HIBBS-HALLMARK & COMPANY - <i>PROPERTY/AUTO/LIABILITY 14/15</i>
SYST	63758	9-17-2014	120.00	3509 JACK NEWMAN - <i>GAME SECURITY</i>
SYST	63759	9-17-2014	80.00	9955 JAMES BRADSHAW - <i>GAME OFFICIAL</i>
SYST	63760	9-17-2014	120.00	9651 JAMES LEWMAN - <i>GAME SECURITY</i>
SYST	63761	9-17-2014	90.00	9952 JAMES R GARRISON - <i>GAME OFFICIAL</i>
SYST	63762	9-17-2014	107.40	9956 JEREMY MEDLEY - <i>GAME OFFICIAL</i>
SYST	63763	9-17-2014	143.48	7561 JIM A SCHMIDT - <i>GAME OFFICIAL</i>
SYST	63764	9-17-2014	116.24	9957 LARRY LANKFORD - <i>GAME OFFICIAL</i>
SYST	63765	9-17-2014	57.00	8261 LESLIE PIERCE - <i>REIMBURSE</i>
SYST	63766	9-17-2014	90.00	8489 LONNY PENWELL - <i>GAME OFFICIAL</i>
SYST	63767	9-17-2014	80.00	5086 MACK TUCK - <i>GAME WORKER</i>
SYST	63768	9-17-2014	1,273.00	6468 MATHESON TRI-GAS, INC. - <i>MAINT, VO AG, Auto Mech, TRANSPORTATION</i>
SYST	63769	9-17-2014	110.00	5793 MICHELE BRADSHAW - <i>GAME OFFICIAL</i>
SYST	63770	9-17-2014	110.60	7942 MIKE STEELE - <i>GAME OFFICIAL</i>
SYST	63771	9-17-2014	1,220.43	8076 MINEOLA ISD TAX COLLECTOR - <i>AUTO TAX PYMT</i>
SYST	63772	9-17-2014	240.00	9950 MINEOLA POLICE DEPARTMENT - <i>GAME SECURITY</i>
SYST	63773	9-17-2014	80.00	5622 MITCHELL TUCK - <i>GAME WORKER</i>
SYST	63774	9-17-2014	4,438.00	7671 MOTHER FRANCES HOSPITAL - <i>TRAINER - not scheduled</i>
SYST	63775	9-17-2014	717.00	6204 PITNEY BOWES GLOBAL FINANCIAL SERVI - <i>METER RENT</i>
SYST	63776	9-17-2014	235.00	709 REGION IV UIL BAND - <i>BAND</i>
SYST	63777	9-17-2014	11,699.63	4003 RENAISSANCE LEARNING, INC - <i>PS, Ed, MS SOFTWARE</i>
SYST	63778	9-17-2014	115.50	3785 SAFETY-KLEEN SYSTEMS, INC - <i>AUTO MECH</i>
SYST	63779	9-17-2014	114.00	9951 STEVEN L WRIGHT - <i>GAME OFFICIAL</i>
SYST	63780	9-17-2014	285.00	2013 STORY-WRIGHT INC. <i>ADMIN</i>



BANK: 01 LOCAL MAINTENANCE

CHECK TYPE	CHECK NUMBER	CHECK DATE	CHECK AMOUNT	REMITTED TO
SYST	63781	9-17-2014	140.00	6883 SUBWAY - <i>Athletic meals</i>
SYST	63782	9-17-2014	126.04	9934 SUSAN RENEA LEDKINS - <i>GAME OFFICIAL</i>
SYST	63783	9-17-2014	5,970.55	6619 TASB RISK MANAGEMENT FUND - <i>UNEMPLOYMENT 14/15</i>
SYST	63784	9-17-2014	13.08	5035 TATUM MUSIC CO, INC - <i>NO BAND</i>
SYST	63785	9-17-2014	550.00	9897 THREE SHOVELS INC - <i>MAINTENANCE</i>
SYST	63786	9-17-2014	33,637.19	2 TYLER TECHNOLOGIES, INC - <i>SCHOOL SOFTWARE 14/15</i>
SYST	63787	9-17-2014	17.25	7840 UPS - <i>SHIPPING</i>
SYST	63788	9-17-2014	1,605.80	822 WAL-MART STORES TEXAS, LLC - <i>STAG, Athletics, Pd Library, Tech Supply</i>
SYST	63789	9-17-2014	78.91	9949 WHATABURGER - <i>Athletic MEAL</i>
SYST	63790	9-17-2014	42,409.81	837 WOOD COUNTY SPECIAL EDUCATION SSA - <i>ADDIANCE, MONTHLY SPECIAL ED COOP</i>
OFFC	63791	9-23-2014	130.12	822 WAL-MART STORES TEXAS, LLC - <i>STAG, MAINTENANCE</i>
OFFC	63792	9-23-2014	250.00	9664 COMMERCE HIGH SCHOOL BAND BOOSTERS - <i>BAND</i>
OFFC	63793	9-23-2014	465.00	9674 CHRIS BRANNAN - <i>BAND MEAL</i>
SYST	63794	9-30-2014	68.45	1697 ALERT SERVICES, INC. - <i>ATHLETIC</i>
SYST	63795	9-30-2014	90.75	9109 AMERI-TEX SERVICES - <i>ATHLETIC</i>
SYST	63796	9-30-2014	96.00	8145 ANNETTE PECORINO - <i>REIMBURSE</i>
SYST	63797	9-30-2014	95.00	9980 ANTONIO ANDRE LEE - <i>GAME OFFICIAL</i>
SYST	63798	9-30-2014	836.10	9851 API SYSTEMS INC - <i>MAINTENANCE</i>
SYST	63799	9-30-2014	1,200.00	5517 BARNES & NOBLE BOOKSELLERS, INC. - <i>Pd/Ed TEXTBOOKS</i>
SYST	63800	9-30-2014	350.00	9966 BROWNSBORO ATHLETICS - <i>Volleyball</i>
SYST	63801	9-30-2014	69.40	9965 BRYAN BEAVER - <i>GAME OFFICIAL</i>
SYST	63802	9-30-2014	160.00	3149 BUDGET BUSINESS SYSTEMS - <i>NO REPAIR</i>
SYST	63803	9-30-2014	240.00	9634 CANTON CROSS COUNTRY - <i>CROSS COUNTRY</i>
SYST	63804	9-30-2014	270.00	7675 CESD - <i>PALMER</i>
SYST	63805	9-30-2014	60.00	6193 CHAMAR LONDON - <i>GAME WORKER</i>
SYST	63806	9-30-2014	63.73	1329 CHEVRON - <i>VO AG</i>
SYST	63807	9-30-2014	465.00	9674 CHRIS BRANNAN - <i>BAND MEAL</i>
SYST	63808	9-30-2014	123.60	9963 CHRIS STURNS - <i>GAME OFFICIAL</i>
SYST	63809	9-30-2014	3,074.36	549 CITY OF MINEOLA - <i>WATER</i>
SYST	63810	9-30-2014	110.00	9511 CODY SIFFORD - <i>GAME OFFICIAL</i>
SYST	63811	9-30-2014	516.73	1975 COMMUNICAN & BAYLOR BRIEFS - <i>NO WIL</i>
SYST	63812	9-30-2014	275.52	2037 CURRICULUM ASSOCIATES LLC - <i>Pd TESTING</i>
SYST	63813	9-30-2014	95.00	9978 CURT MATHIS - <i>GAME OFFICIAL</i>
SYST	63814	9-30-2014	1,415.00	954 DAIRY QUEEN - <i>ATHLETIC MEAL</i>
SYST	63815	9-30-2014	176.00	2118 DAIRY QUEEN - <i>ATHLETIC MEAL</i>
SYST	63816	9-30-2014	100.00	7741 DAVID SINCHES - <i>GAME WORKER</i>
SYST	63817	9-30-2014	2,100.00	1412 EDGEWOOD ISD - <i>WIL 14/15</i>
SYST	63818	9-30-2014	1,920.00	2170 FLATT STATIONERS, INC. - <i>Pd FURNITURE</i>
SYST	63819	9-30-2014	350.00	9969 HEAT - <i>FCCLA</i>
SYST	63820	9-30-2014	1,395.00	9636 HEATHER PARKS - <i>BAND</i>
SYST	63821	9-30-2014	625.00	9469 HILL PRINTING SOLUTIONS - <i>STAG</i>
SYST	63822	9-30-2014	287.95	9968 HOTEL CONTESSA - <i>FCCLA</i>
SYST	63823	9-30-2014	3,640.30	603 HOUGHTON MIFFLIN COMPANY - <i>MS, Pd, Ed TEXTBOOKS</i>
SYST	63824	9-30-2014	160.40	7983 JAMES NEAL - <i>GAME OFFICIAL</i>
SYST	63825	9-30-2014	99.32	9630 JASON BAQUET - <i>GAME OFFICIAL</i>
SYST	63826	9-30-2014	130.70	9979 JESSE CAMPBELL - <i>GAME OFFICIAL</i>
SYST	63827	9-30-2014	32.78	1475 JOHN DEERE FINANCIAL - <i>MAINTENANCE</i>
SYST	63828	9-30-2014	198.00	1566 JORDAN SOUND PRODUCTIONS - <i>BAND</i>

BANK: 01 LOCAL MAINTENANCE

CHECK TYPE	CHECK NUMBER	CHECK DATE	CHECK AMOUNT	REMITTED TO
SYST	63829	9-30-2014	120.00	9974 JOSHUA DAVIS- <i>GAME OFFICIAL</i>
SYST	63830	9-30-2014	4,224.00	5998 JUNIOR LIBRARY GUILD- <i>MD, Ed LIBRARY</i>
SYST	63831	9-30-2014	115.88	9943 KELLY MUFFOLETTO- <i>GAME OFFICIAL</i>
SYST	63832	9-30-2014	300.00	9679 L ENTERPRISES- <i>BAND</i>
SYST	63833	9-30-2014	115.00	9972 LINDALE JH VOLLEYBALL ACTIVITY- <i>ATHLETIC MEALS</i>
SYST	63834	9-30-2014	40.00	5086 MACK TUCK- <i>GAME WORKER</i>
SYST	63835	9-30-2014	120.00	9975 MARIO ARELLANO- <i>GAME SECURITY</i>
SYST	63836	9-30-2014	1,577.40	7405 MENTORING MINDS- <i>2<sup>ND</sup> G</i>
SYST	63837	9-30-2014	110.00	5793 MICHELE BRADSHAW- <i>GAME OFFICIAL</i>
SYST	63838	9-30-2014	59.74	8194 MIKE BROWNING- <i>GAME OFFICIAL</i>
SYST	63839	9-30-2014	701.32	8076 MINEOLA ISD TAX COLLECTOR- <i>AUTO TAX PYMTS</i>
SYST	63840	9-30-2014	120.00	9950 MINEOLA POLICE DEPARTMENT- <i>SECURITY</i>
SYST	63841	9-30-2014	40.00	5622 MITCHELL TUCK- <i>GAME WORKER</i>
SYST	63842	9-30-2014	625.00	6982 NORTH TEXAS COLOR GUARD ASSOCIATION- <i>BAND</i>
SYST	63843	9-30-2014	3,510.00	5583 NOVELL, INC- <i>14/15 SOFTWARE</i>
SYST	63844	9-30-2014	50.00	1714 PATTY HAWKINS- <i>MEALS FCCLA</i>
SYST	63845	9-30-2014	20.00	1714 PATTY HAWKINS- " "
SYST	63846	9-30-2014	100.00	1714 PATTY HAWKINS- " "
SYST	63847	9-30-2014	150.00	9973 PEAK MUSIC FESTIVALS- <i>BAND</i>
SYST	63848	9-30-2014	123.30	9977 ROBERT ALLEN- <i>GAME OFFICIAL</i>
SYST	63849	9-30-2014	305.08	8237 SCHOLASTIC BOOK CLUBS- <i>MD ELA</i>
SYST	63850	9-30-2014	120.00	8744 SCOTT GALLIMORE- <i>GAME SECURITY</i>
SYST	63851	9-30-2014	600.00	6438 SHI GOVERNMENT SOLUTIONS- <i>14/15 SOFTWARE</i>
SYST	63852	9-30-2014	31,212.52	6745 SOUTHWESTERN ELECTRIC POWER CO- <i>ELECTRIC</i>
SYST	63853	9-30-2014	788.31	2013 STORY-WRIGHT INC- <i>MD, Ed, Ad, PS OFFICE, ADM</i>
SYST	63854	9-30-2014	210.00	6883 SUBWAY- <i>ATHLETIC MEALS, ADM</i>
SYST	63855	9-30-2014	92.00	8767 SUBWAY- <i>ATHLETIC MEALS</i>
SYST	63856	9-30-2014	2,892.28	7168 SUDDENLINK COMMUNICATIONS- <i>SuperNet II</i>
SYST	63857	9-30-2014	144.72	9934 SUSAN RENEA LEDKINS- <i>GAME OFFICIAL</i>
SYST	63858	9-30-2014	900.00	763 TASB, INC- <i>POLICY ON LINE</i>
SYST	63859	9-30-2014	320.00	5751 TASBO- <i>BJORK</i>
SYST	63860	9-30-2014	201.00	7347 TCA- <i>Dudley, Foster</i>
SYST	63861	9-30-2014	410.00	7110 TEPSA- <i>EVERETT</i>
SYST	63862	9-30-2014	90.00	1289 TEXAS ASSOC. OF ASSESSING OFFICERS- <i>CULVER</i>
SYST	63863	9-30-2014	195.00	8287 TEXAS FCCLA LOCKBOX OPERATIONS- <i>FCCLA</i>
SYST	63864	9-30-2014	235.00	9961 TEXAS HIGH SCHOOL MOCK TRIAL COMPET- <i>Ad UIL</i>
SYST	63865	9-30-2014	123.30	9649 TIMOTHY SKAGGS- <i>GAME OFFICIAL</i>
SYST	63866	9-30-2014	150.80	9615 TOTE UNLIMITED- <i>BAND</i>
SYST	63867	9-30-2014	11.88	7840 UPS- <i>REPAIR SHIPPING</i>
SYST	63868	9-30-2014	20.00	5580 VENITA WATTS- <i>REIMBURSE</i>
SYST	63869	9-30-2014	42.75	8425 VERIZON- <i>CELL PHONE</i>
SYST	63870	9-30-2014	1,098.00	807 VISUAL TECHNIQUES, INC- <i>Ed, Ad OFFICE</i>
SYST	63871	9-30-2014	817.46	822 WAL-MART STORES TEXAS, LLC- <i>ATHLETIC, Ad SCIENCE, ADM, BAND, Ad PE</i>
SYST	63872	9-30-2014	70.00	9976 WALKER MARSH- <i>GAME OFFICIAL</i>
SYST	63873	9-30-2014	131.37	9949 WHATABURGER- <i>ATHLETIC MEALS</i>
SYST	63874	9-30-2014	15.00	4303 WILLIAM BJORK- <i>REIMBURSE</i>
SYST	63875	9-30-2014	120.80	9964 WILLIAM GAVIN MURRELL- <i>GAME OFFICIAL</i>
SYST	63876	9-30-2014	658.83	662 WILLIAM V MACGILL & COMPANY- <i>NURSE</i>



OCT 6, 2014

MINEOLA INDEPENDENT SCHOOL DISTRICT  
C H E C K R E G I S T E R

APY072--13

PAGE 4

BANK: 01 LOCAL MAINTENANCE

CHECK TYPE	CHECK NUMBER	CHECK DATE	CHECK AMOUNT	REMITTED TO
SYST	63877	9-30-2014	85.00	2237 WILLS POINT ISD - <i>Football PREDATOR</i>
SYST	63878	9-30-2014	160.00	8972 WING DINGERS - <i>BAND MEALS</i>
SYST	63879	9-30-2014	60.00	9673 WINONA ALMUETE - <i>GAME WORKER</i>

BANK 01 TOTALS	SYSTEM CHECKS	OFFICE CHECKS	VOID CHECKS	NO CHECKS	CHECK AMOUNTS
				143	282,337.36
				4	855.12
				0	0.00
				-----	-----
				147	283,192.48