

Validation Notes for the At-A-Glance Profiles

**See the "Validation Notes for the At-A-Glance Profiles" document for more details.

This is an updated preview of the At-A-Glance School and District Profiles. **Please do not duplicate or distribute.**

What's new this year?

The "Special Note" is a new text field on all three profile types to be filled by ODE.

Regular Attenders and Assessment data are not included on the profiles. The student group disaggregations on the back page of the profiles are intentionally blank for these data. The webpages where these data will be published instead are not currently available to school and district staff.

Individual Student Progress data are not available for the 2020-21 reporting year.

The prior year comparison arrows were removed for all dials on the front page.

Homeless students were added to the list of student group disaggregations.

On-Time Graduation now applies suppression to the student group disaggregations. The total school and district level rates remain unsuppressed.

College Going rates use previously published rates for students that graduated in 2017-18.

Schools that offered Free or Reduced Price Lunch to all students under the USDA's expanded COVID-19 waiver appear as ">95".



OREGON AT-A-GLANCE DISTRICT PROFILE

Parkrose SD 3

SUPERINTENDENT: Michael Lopes-Serrao | 10636 NE Prescott St, Portland 97220 | 503-408-2100



Students We Serve




3,002


Student Enrollment

DEMOGRAPHICS


American Indian/Alaska Native



Asian




Black/African American




Hispanic/Latino



Multiracial



Native Hawaiian/Pacific Islander



White



33%

Ever English Learners



41

Languages Spoken

16%

Students with Disabilities

8%

Mobile Students

>95%

Free/Reduced Price Lunch

*<10 students or data unavailable

Special Note

The At-A-Glance School and District profiles tell a story about Oregon's schools and districts. The story is harder to tell this year as the COVID-19 pandemic significantly impacted our schools and the data we collect. As a result, statewide assessment and attendance data cannot be compared to prior years and are not shown here. We have included links to our website where you can view the 2020-21 statewide assessment and attendance data and read a detailed description of how these data were impacted. We're thankful for your partnership as we focus on care, connection and the creation of safe, inclusive and supportive learning environments.

High School Success

Grade 8 MATHEMATICS

Students meeting state grade-level expectations.

For 2020-21 Mathematics data please visit:

www.oregon.gov/ode/schools-and-districts/reportcards/reportcards/Pages/Statewide-Assessment-Results-2021.aspx

Start Strong

Grades K-2 REGULAR ATTENDERS

Students who attended more than 90% of their enrolled school days.

For 2020-21 Regular Attenders data please visit:

www.oregon.gov/ode/schools-and-districts/reportcards/reportcards/Pages/Regular-Attenders-2021.aspx

Grade 3 ENGLISH LANGUAGE ARTS

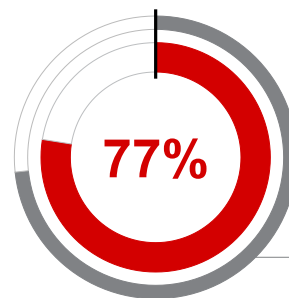
Students meeting state grade-level expectations.

For 2020-21 English Language Arts data please visit:

www.oregon.gov/ode/schools-and-districts/reportcards/reportcards/Pages/Statewide-Assessment-Results-2021.aspx

Grade 9 ON-TRACK TO GRADUATE

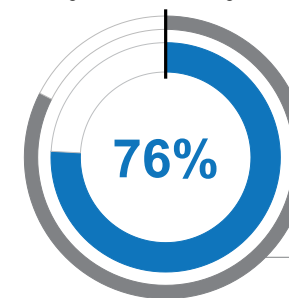
Students earning one-quarter of graduation credits in their 9th grade year.



Oregon average 74%

Grade 12 ON-TIME GRADUATION

Students earning a diploma within four years. Cohort includes students who were first-time ninth graders in 2016-17 graduating in 2019-20.



Oregon average 83%

District Goals

Our district strives to promote equity and to provide a quality education for each student that we serve. By focusing on equity, our district aims to reduce the achievement gap between student groups and ensure that all of our students graduate. To reach this goal we are committed to providing student centered, culturally relevant instruction and to maintain high expectations for all students.

State Goals

The Oregon Department of Education is partnering with school districts and local communities to ensure a 90% on-time, four year graduation rate by 2025. To progress toward this goal, the state will prioritize efforts to improve attendance, provide a well-rounded education, invest in implementing culturally responsive practices, and promote continuous improvement to close opportunity and achievement gaps for historically and currently underserved students.



OREGON AT-A-GLANCE DISTRICT PROFILE CONTINUED

Parkrose SD 3

2020-21

Outcomes

Our Staff (rounded FTE)



12

Administrators



157

Teachers



48

Educational assistants



8

Counselors



1

Licensed Librarians



3

Psychologists



78%

% of licensed teachers with more than 3 years of experience

Grades K-2 REGULAR ATTENDERS

American Indian/Alaska Native	
Asian	
Black/African American	
Hispanic/Latino	
Multiracial	
Native Hawaiian/Pacific Islander	
White	
Free/Reduced Price Lunch	
Ever English Learner	
Students with Disabilities	
Migrant	
Homeless	
Talented and Gifted	
Female	
Male	
Non-Binary	

Grade 3 ENGLISH LANGUAGE ARTS

American Indian/Alaska Native	
Asian	
Black/African American	
Hispanic/Latino	
Multiracial	
Native Hawaiian/Pacific Islander	
White	
Free/Reduced Price Lunch	
Ever English Learner	
Students with Disabilities	
Migrant	
Homeless	
Talented and Gifted	
Female	
Male	
Non-Binary	

Grade 8 MATHEMATICS

American Indian/Alaska Native	
Asian	
Black/African American	
Hispanic/Latino	
Multiracial	
Native Hawaiian/Pacific Islander	
White	
Free/Reduced Price Lunch	
Ever English Learner	
Students with Disabilities	
Migrant	
Homeless	
Talented and Gifted	
Female	
Male	
Non-Binary	

Grade 9 ON-TRACK TO GRADUATE

American Indian/Alaska Native	<10 students or data unavailable
Asian	95%
Black/African American	73%
Hispanic/Latino	72%
Multiracial	59%
Native Hawaiian/Pacific Islander	60%
White	86%
Free/Reduced Price Lunch	77%
Ever English Learner	76%
Students with Disabilities	56%
Migrant	<10 students or data unavailable
Homeless	<10 students or data unavailable
Talented and Gifted	>95%
Female	82%
Male	72%
Non-Binary	<10 students or data unavailable

Grade 12 ON-TIME GRADUATION

American Indian/Alaska Native	<10 students or data unavailable
Asian	94%
Black/African American	67%
Hispanic/Latino	69%
Multiracial	78%
Native Hawaiian/Pacific Islander	67%
White	86%
Free/Reduced Price Lunch	76%
Ever English Learner	72%
Students with Disabilities	56%
Migrant	<10 students or data unavailable
Homeless	58%
Talented and Gifted	>95%
Female	80%
Male	73%
Non-Binary	Coming in 2022-23

Validation Notes for the At-A-Glance Profiles

**See the "Validation Notes for the At-A-Glance Profiles" document for more details.

This is an updated preview of the At-A-Glance School and District Profiles. **Please do not duplicate or distribute.**

What's new this year?

The "Special Note" is a new text field on all three profile types to be filled by ODE.

Regular Attenders and Assessment data are not included on the profiles. The student group disaggregations on the back page of the profiles are intentionally blank for these data. The webpages where these data will be published instead are not currently available to school and district staff.

Individual Student Progress data are not available for the 2020-21 reporting year.

The prior year comparison arrows were removed for all dials on the front page.

Homeless students were added to the list of student group disaggregations.

On-Time Graduation now applies suppression to the student group disaggregations. The total school and district level rates remain unsuppressed.

College Going rates use previously published rates for students that graduated in 2017-18.

Schools that offered Free or Reduced Price Lunch to all students under the USDA's expanded COVID-19 waiver appear as ">95".




OREGON AT-A-GLANCE SCHOOL PROFILE

Prescott Elementary School

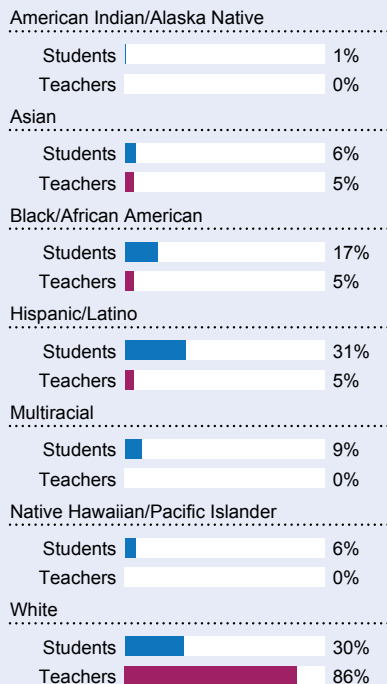


PRINCIPAL: Sam Maranto | GRADES: K-5 | 10410 NE Prescott St, Portland 97220 | 503-408-2150

Students We Serve



DEMOGRAPHICS



29%

Ever English Learners



13

Languages Spoken

14%

Students with Disabilities

89%

Required Childhood Vaccinations

>95%

Free/Reduced Price Lunch

*<10 students or data unavailable

Special Note

The At-A-Glance School and District profiles tell a story about Oregon's schools and districts. The story is harder to tell this year as the COVID-19 pandemic significantly impacted our schools and the data we collect. As a result, statewide assessment and attendance data cannot be compared to prior years and are not shown here. We have included links to our website where you can view the 2020-21 statewide assessment and attendance data and read a detailed description of how these data were impacted. We're thankful for your partnership as we focus on care, connection and the creation of safe, inclusive and supportive learning environments.

Academic Success

ENGLISH LANGUAGE ARTS

Students meeting state grade-level expectations.

For 2020-21 English Language Arts data please visit:

www.oregon.gov/ode/schools-and-districts/reportcards/reportcards/Pages/Statewide-Assessment-Results-2021.aspx

School Environment

REGULAR ATTENDERS

Students who attended more than 90% of their enrolled school days.

For 2020-21 Regular Attenders data please visit:

www.oregon.gov/ode/schools-and-districts/reportcards/reportcards/Pages/Regular-Attenders-2021.aspx

MATHEMATICS

Students meeting state grade-level expectations.

For 2020-21 Mathematics data please visit:

www.oregon.gov/ode/schools-and-districts/reportcards/reportcards/Pages/Statewide-Assessment-Results-2021.aspx

Academic Progress

INDIVIDUAL STUDENT PROGRESS

Year-to-year progress in English language arts and mathematics.

Data not available in 2020-21

SCIENCE

Students meeting state grade-level expectations.

For 2020-21 Science data please visit:

www.oregon.gov/ode/schools-and-districts/reportcards/reportcards/Pages/Statewide-Assessment-Results-2021.aspx

School Goals

Our staff is committed to student achievement and will continue to use the Common Core State Standards to guide instruction at higher levels of rigor. We will continue to sustain an intense focus on literacy and math fluency in the coming year as we implement a growth mindset in our application of new instructional strategies aimed at providing all students with the skills they need to be college and career ready. We encourage you to contact the school with any questions, concerns, or information that will help us ensure success for your student.

State Goals

The Oregon Department of Education is partnering with school districts and local communities to ensure a 90% on-time, four year graduation rate by 2025. To progress toward this goal, the state will prioritize efforts to improve attendance, provide a well-rounded education, invest in implementing culturally responsive practices, and promote continuous improvement to close opportunity and achievement gaps for historically and currently underserved students.

Safe & Welcoming Environment

Each of our schools should be a place that our students and families want to come into. We celebrate our community's diversity and want to see it reflected in our schools. We carry the responsibility for our students feeling both physically and emotionally safe when they are with us.



Outcomes

Our Staff (rounded FTE)



20 Teachers



7 Educational assistants



1 Counselors/ Psychologists



92% Average teacher retention rate



75% % of licensed teachers with more than 3 years of experience



No Same principal in the last 3 years

	REGULAR ATTENDERS	ENGLISH LANGUAGE ARTS	MATHEMATICS
American Indian/Alaska Native			
Asian			
Black/African American			
Hispanic/Latino			
Multiracial			
Native Hawaiian/Pacific Islander			
White			
Free/Reduced Price Lunch			
Ever English Learner			
Students with Disabilities			
Migrant			
Homeless			
Talented and Gifted			
Female			
Male			
Non-Binary			

About Our School

BULLYING, HARASSMENT, AND SAFETY POLICIES

The Parkrose School District uses the Positive Behavior Support system to teach and encourage positive interactions and a Restorative Justice model to help repair and reteach when there have been missteps. We have policy in place to guide the reporting and response to any incidents of bullying or harassment and we are part of the county-wide Threat Assessment Team to help address reports of safety concerns.

EXTRACURRICULAR ACTIVITIES

SUN Schools

PARENT ENGAGEMENT

All our schools have monthly PTO meetings that we invite every family to attend. We also work through social media to communicate school events and celebrations with our community. The school's website has information about upcoming events like Back to School Nights and other Open Houses and events throughout the year.

COMMUNITY ENGAGEMENT

All our schools have monthly PTO meetings that we invite every family to attend. We also work through social media to communicate school events and celebrations with our community. The school's website has information about upcoming events like Back to School Nights and other Open Houses and events throughout the year.

Validation Notes for the At-A-Glance Profiles

**See the "Validation Notes for the At-A-Glance Profiles" document for more details.

This is an updated preview of the At-A-Glance School and District Profiles. **Please do not duplicate or distribute.**

What's new this year?

The "Special Note" is a new text field on all three profile types to be filled by ODE.

Regular Attenders and Assessment data are not included on the profiles. The student group disaggregations on the back page of the profiles are intentionally blank for these data. The webpages where these data will be published instead are not currently available to school and district staff.

Individual Student Progress data are not available for the 2020-21 reporting year.

The prior year comparison arrows were removed for all dials on the front page.

Homeless students were added to the list of student group disaggregations.

On-Time Graduation now applies suppression to the student group disaggregations. The total school and district level rates remain unsuppressed.

College Going rates use previously published rates for students that graduated in 2017-18.

Schools that offered Free or Reduced Price Lunch to all students under the USDA's expanded COVID-19 waiver appear as ">95".



OREGON AT-A-GLANCE SCHOOL PROFILE

Russell Elementary



PRINCIPAL: Samantha Ragaisis | GRADES: K-5 | 2700 NE 127th Ave, Portland 97230 | 503-408-2750

Students We Serve




351


Student Enrollment

DEMOGRAPHICS


American Indian/Alaska Native




Asian




Black/African American




Hispanic/Latino



Multiracial



Native Hawaiian/Pacific Islander



White



28%

Ever English Learners



20

Languages Spoken

16%

Students with Disabilities

91%

Required Childhood Vaccinations

>95%

Free/Reduced Price Lunch

*<10 students or data unavailable

Special Note

The At-A-Glance School and District profiles tell a story about Oregon's schools and districts. The story is harder to tell this year as the COVID-19 pandemic significantly impacted our schools and the data we collect. As a result, statewide assessment and attendance data cannot be compared to prior years and are not shown here. We have included links to our website where you can view the 2020-21 statewide assessment and attendance data and read a detailed description of how these data were impacted. We're thankful for your partnership as we focus on care, connection and the creation of safe, inclusive and supportive learning environments.

Academic Success

ENGLISH LANGUAGE ARTS

Students meeting state grade-level expectations.

For 2020-21 English Language Arts data please visit:

www.oregon.gov/ode/schools-and-districts/reportcards/reportcards/Pages/Statewide-Assessment-Results-2021.aspx

School Environment

REGULAR ATTENDERS

Students who attended more than 90% of their enrolled school days.

For 2020-21 Regular Attenders data please visit:

www.oregon.gov/ode/schools-and-districts/reportcards/reportcards/Pages/Regular-Attenders-2021.aspx

MATHEMATICS

Students meeting state grade-level expectations.

For 2020-21 Mathematics data please visit:

www.oregon.gov/ode/schools-and-districts/reportcards/reportcards/Pages/Statewide-Assessment-Results-2021.aspx

Academic Progress

INDIVIDUAL STUDENT PROGRESS

Year-to-year progress in English language arts and mathematics.

Data not available in 2020-21

SCIENCE

Students meeting state grade-level expectations.

For 2020-21 Science data please visit:

www.oregon.gov/ode/schools-and-districts/reportcards/reportcards/Pages/Statewide-Assessment-Results-2021.aspx

School Goals

Our staff is committed to student achievement and will continue to use the Common Core State Standards to guide instruction at higher levels of rigor. We will continue to sustain an intense focus on literacy and math fluency in the coming year as we implement a growth mindset in our application of new instructional strategies aimed at providing all students with the skills they need to be college and career ready. We encourage you to contact the school with any questions, concerns, or information that will help us ensure success for your student.

State Goals

The Oregon Department of Education is partnering with school districts and local communities to ensure a 90% on-time, four year graduation rate by 2025. To progress toward this goal, the state will prioritize efforts to improve attendance, provide a well-rounded education, invest in implementing culturally responsive practices, and promote continuous improvement to close opportunity and achievement gaps for historically and currently underserved students.

Safe & Welcoming Environment

Each of our schools should be a place that our students and families want to come into. We celebrate our community's diversity and want to see it reflected in our schools. We carry the responsibility for our students feeling both physically and emotionally safe when they are with us.



Outcomes

Our Staff (rounded FTE)



22

Teachers



9

Educational assistants



2

Counselors/
Psychologists



78%

Average teacher retention rate



82%

% of licensed teachers with more than 3 years of experience



Yes

Same principal in the last 3 years

	REGULAR ATTENDERS	ENGLISH LANGUAGE ARTS	MATHEMATICS
American Indian/Alaska Native			
Asian			
Black/African American			
Hispanic/Latino			
Multiracial			
Native Hawaiian/Pacific Islander			
White			
Free/Reduced Price Lunch			
Ever English Learner			
Students with Disabilities			
Migrant			
Homeless			
Talented and Gifted			
Female			
Male			
Non-Binary			

About Our School

BULLYING, HARASSMENT, AND SAFETY POLICIES

The Parkrose School District uses the Positive Behavior Support system to teach and encourage positive interactions and a Restorative Justice model to help repair and reteach when there have been missteps. We have policy in place to guide the reporting and response to any incidents of bullying or harassment and we are part of the county-wide Threat Assessment Team to help address reports of safety concerns.

EXTRACURRICULAR ACTIVITIES

SUN Schools

PARENT ENGAGEMENT

All our schools have monthly PTO meetings that we invite every family to attend. We also work through social media to communicate school events and celebrations with our community. The school's website has information about upcoming events like Back to School Nights and other Open Houses and events throughout the year.

COMMUNITY ENGAGEMENT

All our schools have monthly PTO meetings that we invite every family to attend. We also work through social media to communicate school events and celebrations with our community. The school's website has information about upcoming events like Back to School Nights and other Open Houses and events throughout the year.

Validation Notes for the At-A-Glance Profiles

**See the "Validation Notes for the At-A-Glance Profiles" document for more details.

This is an updated preview of the At-A-Glance School and District Profiles. **Please do not duplicate or distribute.**

What's new this year?

The "Special Note" is a new text field on all three profile types to be filled by ODE.

Regular Attenders and Assessment data are not included on the profiles. The student group disaggregations on the back page of the profiles are intentionally blank for these data. The webpages where these data will be published instead are not currently available to school and district staff.

Individual Student Progress data are not available for the 2020-21 reporting year.

The prior year comparison arrows were removed for all dials on the front page.

Homeless students were added to the list of student group disaggregations.

On-Time Graduation now applies suppression to the student group disaggregations. The total school and district level rates remain unsuppressed.

College Going rates use previously published rates for students that graduated in 2017-18.

Schools that offered Free or Reduced Price Lunch to all students under the USDA's expanded COVID-19 waiver appear as ">95".




OREGON AT-A-GLANCE SCHOOL PROFILE

Sacramento Elementary School

2020-21


PRINCIPAL: Megan Filiault | GRADES: K-5 | 11400 NE Sacramento St, Portland 97220 | 503-408-2800

Students We Serve




DEMOGRAPHICS


American Indian/Alaska Native




Asian




Black/African American




Hispanic/Latino



Multiracial



Native Hawaiian/Pacific Islander



White



30%

Ever English Learners



15

Languages Spoken

18%

Students with Disabilities

88%

Required Childhood Vaccinations

>95%

Free/Reduced Price Lunch

*<10 students or data unavailable

Special Note

The At-A-Glance School and District profiles tell a story about Oregon's schools and districts. The story is harder to tell this year as the COVID-19 pandemic significantly impacted our schools and the data we collect. As a result, statewide assessment and attendance data cannot be compared to prior years and are not shown here. We have included links to our website where you can view the 2020-21 statewide assessment and attendance data and read a detailed description of how these data were impacted. We're thankful for your partnership as we focus on care, connection and the creation of safe, inclusive and supportive learning environments.

Academic Success

ENGLISH LANGUAGE ARTS

Students meeting state grade-level expectations.

For 2020-21 English Language Arts data please visit:

www.oregon.gov/ode/schools-and-districts/reportcards/reportcards/Pages/Statewide-Assessment-Results-2021.aspx

School Environment

REGULAR ATTENDERS

Students who attended more than 90% of their enrolled school days.

For 2020-21 Regular Attenders data please visit:

www.oregon.gov/ode/schools-and-districts/reportcards/reportcards/Pages/Regular-Attenders-2021.aspx

MATHEMATICS

Students meeting state grade-level expectations.

For 2020-21 Mathematics data please visit:

www.oregon.gov/ode/schools-and-districts/reportcards/reportcards/Pages/Statewide-Assessment-Results-2021.aspx

Academic Progress

INDIVIDUAL STUDENT PROGRESS

Year-to-year progress in English language arts and mathematics.

Data not available in 2020-21

SCIENCE

Students meeting state grade-level expectations.

For 2020-21 Science data please visit:

www.oregon.gov/ode/schools-and-districts/reportcards/reportcards/Pages/Statewide-Assessment-Results-2021.aspx

School Goals

Our staff is committed to student achievement and will continue to use the Common Core State Standards to guide instruction at higher levels of rigor. We will continue to sustain an intense focus on literacy and math fluency in the coming year as we implement a growth mindset in our application of new instructional strategies aimed at providing all students with the skills they need to be college and career ready. We encourage you to contact the school with any questions, concerns, or information that will help us ensure success for your student.

State Goals

The Oregon Department of Education is partnering with school districts and local communities to ensure a 90% on-time, four year graduation rate by 2025. To progress toward this goal, the state will prioritize efforts to improve attendance, provide a well-rounded education, invest in implementing culturally responsive practices, and promote continuous improvement to close opportunity and achievement gaps for historically and currently underserved students.

Safe & Welcoming Environment

Each of our schools should be a place that our students and families want to come into. We celebrate our community's diversity and want to see it reflected in our schools. We carry the responsibility for our students feeling both physically and emotionally safe when they are with us.



Outcomes

Our Staff (rounded FTE)



19

Teachers



6

Educational assistants



1

Counselors/ Psychologists



94%

Average teacher retention rate



95%

% of licensed teachers with more than 3 years of experience



Yes

Same principal in the last 3 years

REGULAR ATTENDERS

ENGLISH LANGUAGE ARTS

MATHEMATICS

American Indian/Alaska Native			
Asian			
Black/African American			
Hispanic/Latino			
Multiracial			
Native Hawaiian/Pacific Islander			
White			
Free/Reduced Price Lunch			
Ever English Learner			
Students with Disabilities			
Migrant			
Homeless			
Talented and Gifted			
Female			
Male			
Non-Binary			

About Our School

BULLYING, HARASSMENT, AND SAFETY POLICIES

The Parkrose School District uses the Positive Behavior Support system to teach and encourage positive interactions and a Restorative Justice model to help repair and reteach when there have been missteps. We have policy in place to guide the reporting and response to any incidents of bullying or harassment and we are part of the county-wide Threat Assessment Team to help address reports of safety concerns.

EXTRACURRICULAR ACTIVITIES

SUN Schools

PARENT ENGAGEMENT

All our schools have monthly PTO meetings that we invite every family to attend. We also work through social media to communicate school events and celebrations with our community. The school's website has information about upcoming events like Back to School Nights and other Open Houses and events throughout the year.

COMMUNITY ENGAGEMENT

All our schools have monthly PTO meetings that we invite every family to attend. We also work through social media to communicate school events and celebrations with our community. The school's website has information about upcoming events like Back to School Nights and other Open Houses and events throughout the year.

Validation Notes for the At-A-Glance Profiles

**See the "Validation Notes for the At-A-Glance Profiles" document for more details.

This is an updated preview of the At-A-Glance School and District Profiles. **Please do not duplicate or distribute.**

What's new this year?

The "Special Note" is a new text field on all three profile types to be filled by ODE.

Regular Attenders and Assessment data are not included on the profiles. The student group disaggregations on the back page of the profiles are intentionally blank for these data. The webpages where these data will be published instead are not currently available to school and district staff.

Individual Student Progress data are not available for the 2020-21 reporting year.

The prior year comparison arrows were removed for all dials on the front page.

Homeless students were added to the list of student group disaggregations.

On-Time Graduation now applies suppression to the student group disaggregations. The total school and district level rates remain unsuppressed.

College Going rates use previously published rates for students that graduated in 2017-18.

Schools that offered Free or Reduced Price Lunch to all students under the USDA's expanded COVID-19 waiver appear as ">95".




OREGON AT-A-GLANCE SCHOOL PROFILE

Shaver Elementary School

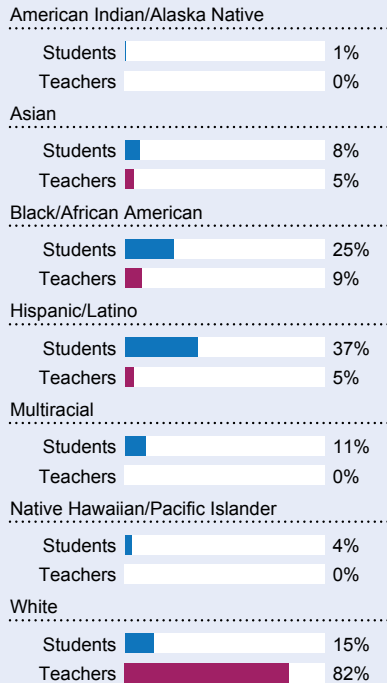
PRINCIPAL: Laura Goodman | GRADES: K-5 | 3701 NE 131st Pl, Portland 97230 | 503-408-2850

2020-21

Students We Serve



DEMOGRAPHICS



36%

Ever English Learners



12

Languages Spoken

14%

Students with Disabilities

88%

Required Childhood Vaccinations

>95%

Free/Reduced Price Lunch

*<10 students or data unavailable

Special Note

The At-A-Glance School and District profiles tell a story about Oregon's schools and districts. The story is harder to tell this year as the COVID-19 pandemic significantly impacted our schools and the data we collect. As a result, statewide assessment and attendance data cannot be compared to prior years and are not shown here. We have included links to our website where you can view the 2020-21 statewide assessment and attendance data and read a detailed description of how these data were impacted. We're thankful for your partnership as we focus on care, connection and the creation of safe, inclusive and supportive learning environments.

Academic Success

ENGLISH LANGUAGE ARTS

Students meeting state grade-level expectations.

For 2020-21 English Language Arts data please visit:

www.oregon.gov/ode/schools-and-districts/reportcards/reportcards/Pages/Statewide-Assessment-Results-2021.aspx

School Environment

REGULAR ATTENDERS

Students who attended more than 90% of their enrolled school days.

For 2020-21 Regular Attenders data please visit:

www.oregon.gov/ode/schools-and-districts/reportcards/reportcards/Pages/Regular-Attenders-2021.aspx

MATHEMATICS

Students meeting state grade-level expectations.

For 2020-21 Mathematics data please visit:

www.oregon.gov/ode/schools-and-districts/reportcards/reportcards/Pages/Statewide-Assessment-Results-2021.aspx

Academic Progress

INDIVIDUAL STUDENT PROGRESS

Year-to-year progress in English language arts and mathematics.

Data not available in 2020-21

SCIENCE

Students meeting state grade-level expectations.

For 2020-21 Science data please visit:

www.oregon.gov/ode/schools-and-districts/reportcards/reportcards/Pages/Statewide-Assessment-Results-2021.aspx

School Goals

Our staff is committed to student achievement and will continue to use the Common Core State Standards to guide instruction at higher levels of rigor. We will continue to sustain an intense focus on literacy and math fluency in the coming year as we implement a growth mindset in our application of new instructional strategies aimed at providing all students with the skills they need to be college and career ready. We encourage you to contact the school with any questions, concerns, or information that will help us ensure success for your student.

State Goals

The Oregon Department of Education is partnering with school districts and local communities to ensure a 90% on-time, four year graduation rate by 2025. To progress toward this goal, the state will prioritize efforts to improve attendance, provide a well-rounded education, invest in implementing culturally responsive practices, and promote continuous improvement to close opportunity and achievement gaps for historically and currently underserved students.

Safe & Welcoming Environment

Each of our schools should be a place that our students and families want to come into. We celebrate our community's diversity and want to see it reflected in our schools. We carry the responsibility for our students feeling both physically and emotionally safe when they are with us.



OREGON AT-A-GLANCE SCHOOL PROFILE CONTINUED

Shaver Elementary School

2020-21

Outcomes

Our Staff (rounded FTE)



20
Teachers



8
Educational assistants



1
Counselors/
Psychologists



72%
Average teacher retention rate



75%
% of licensed teachers with more than 3 years of experience



Yes
Same principal in the last 3 years

	REGULAR ATTENDERS	ENGLISH LANGUAGE ARTS	MATHEMATICS
American Indian/Alaska Native			
Asian			
Black/African American			
Hispanic/Latino			
Multiracial			
Native Hawaiian/Pacific Islander			
White			
Free/Reduced Price Lunch			
Ever English Learner			
Students with Disabilities			
Migrant			
Homeless			
Talented and Gifted			
Female			
Male			
Non-Binary			

About Our School

BULLYING, HARASSMENT, AND SAFETY POLICIES

The Parkrose School District uses the Positive Behavior Support system to teach and encourage positive interactions and a Restorative Justice model to help repair and reteach when there have been missteps. We have policy in place to guide the reporting and response to any incidents of bullying or harassment and we are part of the county-wide Threat Assessment Team to help address reports of safety concerns.

EXTRACURRICULAR ACTIVITIES

SUN Schools

PARENT ENGAGEMENT

All our schools have monthly PTO meetings that we invite every family to attend. We also work through social media to communicate school events and celebrations with our community. The school's website has information about upcoming events like Back to School Nights and other Open Houses and events throughout the year.

COMMUNITY ENGAGEMENT

All our schools have monthly PTO meetings that we invite every family to attend. We also work through social media to communicate school events and celebrations with our community. The school's website has information about upcoming events like Back to School Nights and other Open Houses and events throughout the year.

Validation Notes for the At-A-Glance Profiles

**See the "Validation Notes for the At-A-Glance Profiles" document for more details.

This is an updated preview of the At-A-Glance School and District Profiles. **Please do not duplicate or distribute.**

What's new this year?

The "Special Note" is a new text field on all three profile types to be filled by ODE.

Regular Attenders and Assessment data are not included on the profiles. The student group disaggregations on the back page of the profiles are intentionally blank for these data. The webpages where these data will be published instead are not currently available to school and district staff.

Individual Student Progress data are not available for the 2020-21 reporting year.

The prior year comparison arrows were removed for all dials on the front page.

Homeless students were added to the list of student group disaggregations.

On-Time Graduation now applies suppression to the student group disaggregations. The total school and district level rates remain unsuppressed.

College Going rates use previously published rates for students that graduated in 2017-18.

Schools that offered Free or Reduced Price Lunch to all students under the USDA's expanded COVID-19 waiver appear as ">95".


OREGON AT-A-GLANCE SCHOOL PROFILE

Parkrose Middle School

PRINCIPAL: Annette Sweeney | GRADES: 6-8 | 11800 NE Shaver St, Portland 97220 | 503-408-2700




Students We Serve




DEMOGRAPHICS


American Indian/Alaska Native



Asian




Black/African American




Hispanic/Latino



Multiracial



Native Hawaiian/Pacific Islander



White



32%

Ever English Learners



30

Languages Spoken

18%

Students with Disabilities

88%

Required Childhood Vaccinations

>95%

Free/Reduced Price Lunch

*<10 students or data unavailable

Special Note

The At-A-Glance School and District profiles tell a story about Oregon's schools and districts. The story is harder to tell this year as the COVID-19 pandemic significantly impacted our schools and the data we collect. As a result, statewide assessment and attendance data cannot be compared to prior years and are not shown here. We have included links to our website where you can view the 2020-21 statewide assessment and attendance data and read a detailed description of how these data were impacted. We're thankful for your partnership as we focus on care, connection and the creation of safe, inclusive and supportive learning environments.

Academic Success

ENGLISH LANGUAGE ARTS

Students meeting state grade-level expectations.

For 2020-21 English Language Arts data please visit:

www.oregon.gov/ode/schools-and-districts/reportcards/reportcards/Pages/Statewide-Assessment-Results-2021.aspx

School Environment

REGULAR ATTENDERS

Students who attended more than 90% of their enrolled school days.

For 2020-21 Regular Attenders data please visit:

www.oregon.gov/ode/schools-and-districts/reportcards/reportcards/Pages/Regular-Attenders-2021.aspx

MATHEMATICS

Students meeting state grade-level expectations.

For 2020-21 Mathematics data please visit:

www.oregon.gov/ode/schools-and-districts/reportcards/reportcards/Pages/Statewide-Assessment-Results-2021.aspx

Academic Progress

INDIVIDUAL STUDENT PROGRESS

Year-to-year progress in English language arts and mathematics.

Data not available in 2020-21

SCIENCE

Students meeting state grade-level expectations.

For 2020-21 Science data please visit:

www.oregon.gov/ode/schools-and-districts/reportcards/reportcards/Pages/Statewide-Assessment-Results-2021.aspx

School Goals

Our staff is committed to student achievement and will continue to use the Common Core State Standards to guide instruction at higher levels of rigor. We will continue to sustain an intense focus on literacy and math fluency in the coming year as we implement a growth mindset in our application of new instructional strategies aimed at providing all students with the skills they need to be college and career ready. We encourage you to contact the school with any questions, concerns, or information that will help us ensure success for your student.

State Goals

The Oregon Department of Education is partnering with school districts and local communities to ensure a 90% on-time, four year graduation rate by 2025. To progress toward this goal, the state will prioritize efforts to improve attendance, provide a well-rounded education, invest in implementing culturally responsive practices, and promote continuous improvement to close opportunity and achievement gaps for historically and currently underserved students.

Safe & Welcoming Environment

Each of our schools should be a place that our students and families want to come into. We celebrate our community's diversity and want to see it reflected in our schools. We carry the responsibility for our students feeling both physically and emotionally safe when they are with us.



Outcomes

Our Staff (rounded FTE)



33

Teachers



4

Educational assistants



3

Counselors/
Psychologists



87%

Average teacher retention rate



76%

% of licensed teachers with more than 3 years of experience



Yes

Same principal in the last 3 years

	REGULAR ATTENDERS	ENGLISH LANGUAGE ARTS	MATHEMATICS
American Indian/Alaska Native			
Asian			
Black/African American			
Hispanic/Latino			
Multiracial			
Native Hawaiian/Pacific Islander			
White			
Free/Reduced Price Lunch			
Ever English Learner			
Students with Disabilities			
Migrant			
Homeless			
Talented and Gifted			
Female			
Male			
Non-Binary			

About Our School

BULLYING, HARASSMENT, AND SAFETY POLICIES

The Parkrose School District uses the Positive Behavior Support system to teach and encourage positive interactions and a Restorative Justice model to help repair and reteach when there have been missteps. We have policy in place to guide the reporting and response to any incidents of bullying or harassment and we are part of the county-wide Threat Assessment Team to help address reports of safety concerns.

EXTRACURRICULAR ACTIVITIES

- Outdoor School
- Sparrow
- SUN
- Chess for Success
- Intramurals
- Science Club

PARENT ENGAGEMENT

All our schools have monthly PTO meetings that we invite every family to attend. We also work through social media to communicate school events and celebrations with our community. The school's website has information about upcoming events like Back to School Nights and other Open Houses and events throughout the year.

COMMUNITY ENGAGEMENT

All our schools have monthly PTO meetings that we invite every family to attend. We also work through social media to communicate school events and celebrations with our community. The school's website has information about upcoming events like Back to School Nights and other Open Houses and events throughout the year.

Validation Notes for the At-A-Glance Profiles

**See the "Validation Notes for the At-A-Glance Profiles" document for more details.

This is an updated preview of the At-A-Glance School and District Profiles. **Please do not duplicate or distribute.**

What's new this year?

The "Special Note" is a new text field on all three profile types to be filled by ODE.

Regular Attenders and Assessment data are not included on the profiles. The student group disaggregations on the back page of the profiles are intentionally blank for these data. The webpages where these data will be published instead are not currently available to school and district staff.

Individual Student Progress data are not available for the 2020-21 reporting year.

The prior year comparison arrows were removed for all dials on the front page.

Homeless students were added to the list of student group disaggregations.

On-Time Graduation now applies suppression to the student group disaggregations. The total school and district level rates remain unsuppressed.

College Going rates use previously published rates for students that graduated in 2017-18.

Schools that offered Free or Reduced Price Lunch to all students under the USDA's expanded COVID-19 waiver appear as ">95".



OREGON AT-A-GLANCE SCHOOL PROFILE

Parkrose High School



PRINCIPAL: Molly Ouche | GRADES: 9-12 | 12003 NE Shaver St, Portland 97220 | 503-408-2600

Students We Serve




1,019


Student Enrollment

DEMOGRAPHICS


American Indian/Alaska Native



Asian




Black/African American




Hispanic/Latino



Multiracial



Native Hawaiian/Pacific Islander



White



37%

Ever English Learners



33

Languages Spoken

13%

Students with Disabilities

95%

Required Childhood Vaccinations

>95%

Free/Reduced Price Lunch

*<10 students or data unavailable

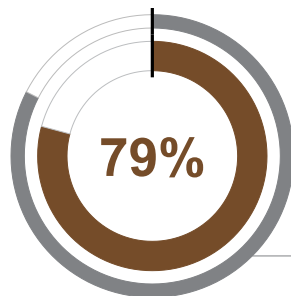
Special Note

The At-A-Glance School and District profiles tell a story about Oregon's schools and districts. The story is harder to tell this year as the COVID-19 pandemic significantly impacted our schools and the data we collect. As a result, statewide assessment and attendance data cannot be compared to prior years and are not shown here. We have included links to our website where you can view the 2020-21 statewide assessment and attendance data and read a detailed description of how these data were impacted. We're thankful for your partnership as we focus on care, connection and the creation of safe, inclusive and supportive learning environments.

Academic Success

ON-TIME GRADUATION

Students earning a diploma within four years. Cohort includes students who were first-time ninth graders in 2016-17 graduating in 2019-20.



Oregon average 83%

School Environment

REGULAR ATTENDERS

Students who attended more than 90% of their enrolled school days.

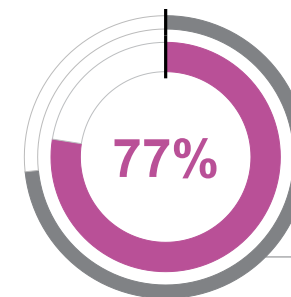
For 2020-21 Regular Attenders data please visit:

www.oregon.gov/ode/schools-and-districts/reportcards/reportcards/Pages/Regular-Attenders-2021.aspx

Academic Progress

ON-TRACK TO GRADUATE

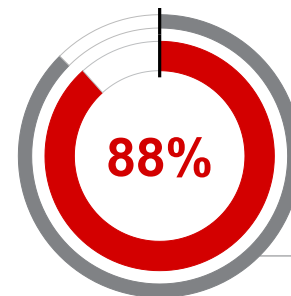
Students earning one-quarter of graduation credits in their 9th grade year.



Oregon average 74%

FIVE-YEAR COMPLETION

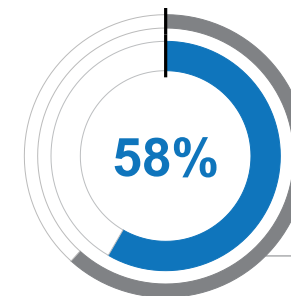
Students earning a high school diploma or GED within five years.



Oregon average 87%

COLLEGE GOING

Students enrolling in a two or four year college within 16 months of completing high school in 2017-18. Data from the National Student Clearinghouse.



Oregon average 62%

School Goals

Our staff is committed to student achievement and will continue to use the Common Core State Standards to guide instruction at higher levels of rigor. We will continue to sustain an intense focus on literacy and math fluency in the coming year as we implement a growth mindset in our application of new instructional strategies aimed at providing all students with the skills they need to be college and career ready. We encourage you to contact the school with any questions, concerns, or information that will help us ensure success for your student.

State Goals

The Oregon Department of Education is partnering with school districts and local communities to ensure a 90% on-time, four year graduation rate by 2025. To progress toward this goal, the state will prioritize efforts to improve attendance, provide a well-rounded education, invest in implementing culturally responsive practices, and promote continuous improvement to close opportunity and achievement gaps for historically and currently underserved students.

Safe & Welcoming Environment

Each of our schools should be a place that our students and families want to come into. We celebrate our community's diversity and want to see it reflected in our schools. We carry the responsibility for our students feeling both physically and emotionally safe when they are with us.



OREGON AT-A-GLANCE SCHOOL PROFILE CONTINUED

Parkrose High School

2020-21

Outcomes

Our Staff (rounded FTE)



43

Teachers



12

Educational assistants



2

Counselors/
Psychologists



86%

Average teacher retention rate



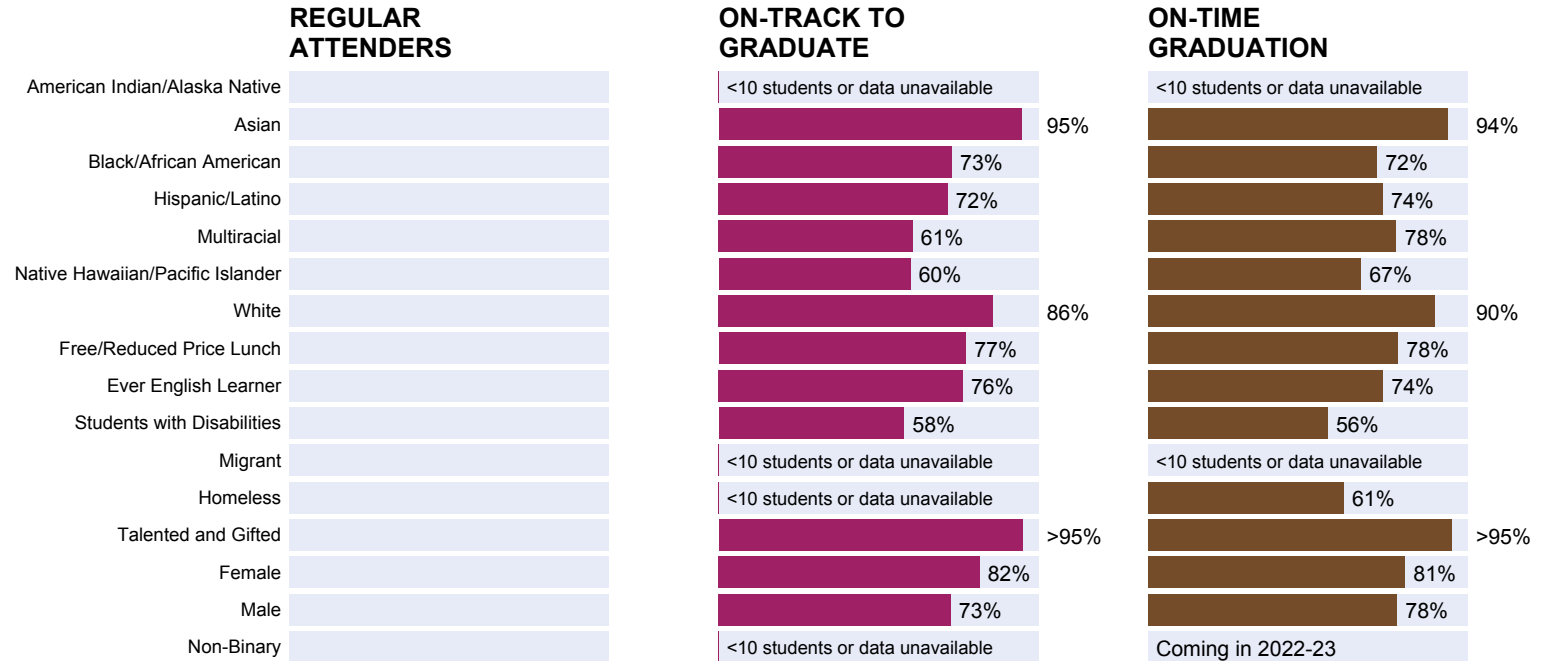
73%

% of licensed teachers with more than 3 years of experience



Yes

Same principal in the last 3 years



About Our School

ADVANCED COURSEWORK

Our school offers AP and/or dual-credit courses in the areas of

- English
- Mathematics
- Spanish
- Coding
- Biology
- Social Sciences

CAREER & TECHNICAL EDUCATION

We offer CTE coursework in the areas of

- Marketing
- Health Services
- Video Production

EXTRACURRICULAR ACTIVITIES

- Marketing Health Services
- Video Production
- Interscholastic Sports
- Service Clubs
- Academic Clubs
- Theater Productions
- Choir and Band Concerts
- SUN School
- Mock Trial

PARENT & COMMUNITY ENGAGEMENT

All our schools have monthly PTO meetings that we invite every family to attend. We also work through social media to communicate school events and celebrations with our community. The school's website has information about upcoming events like Back to School Nights and other Open Houses and events throughout the year.

We also have AVID and Elevate courses and participate in National Honor Society