



McLean County Unit District No. 5

Preliminary 2025 Levy

November 19, 2025

Levy Calendar



November 19,
2025

- Present and review proposed tax levy.

December 17,
2025

- Public hearing on proposed tax levy.
- BOE votes to approve tax levy.
- Tax levy filed with McLean and Woodford Counties.

March/April
2026

- Verify levy and extension with McLean and Woodford Counties.

May/June
2026

- Counties extend and payments begin.
- Payments during this time period impact the current school year budget.

Why The Levy is Important



FY 2026 Budget Revenue Mix

Education, Operations & Maintenance, Transportation & Tort Funds

Working Cash Transfer

2.6%

Federal

6.4%

State

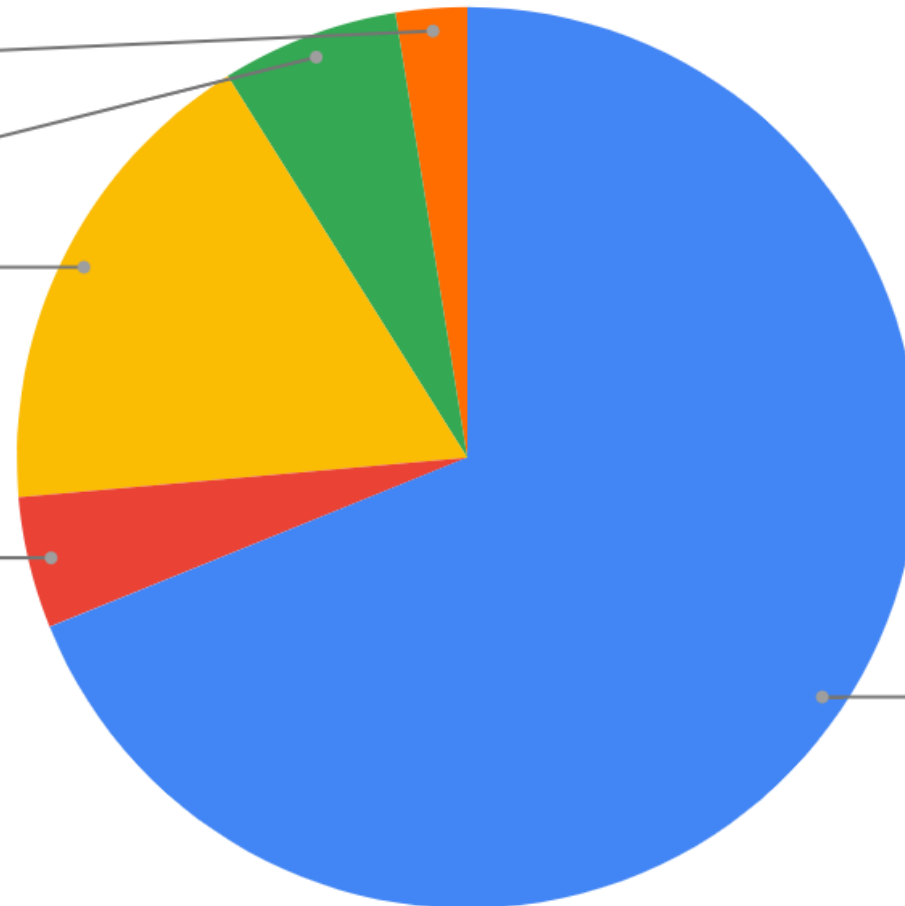
17.5%

Other Local

4.7%

Local Property Taxes


68.9%



How is the tax rate calculated?



The levy is the funding requested by the school district.



Total equalized assessed value of all property in the district as determined by the assessor.



Tax Rate

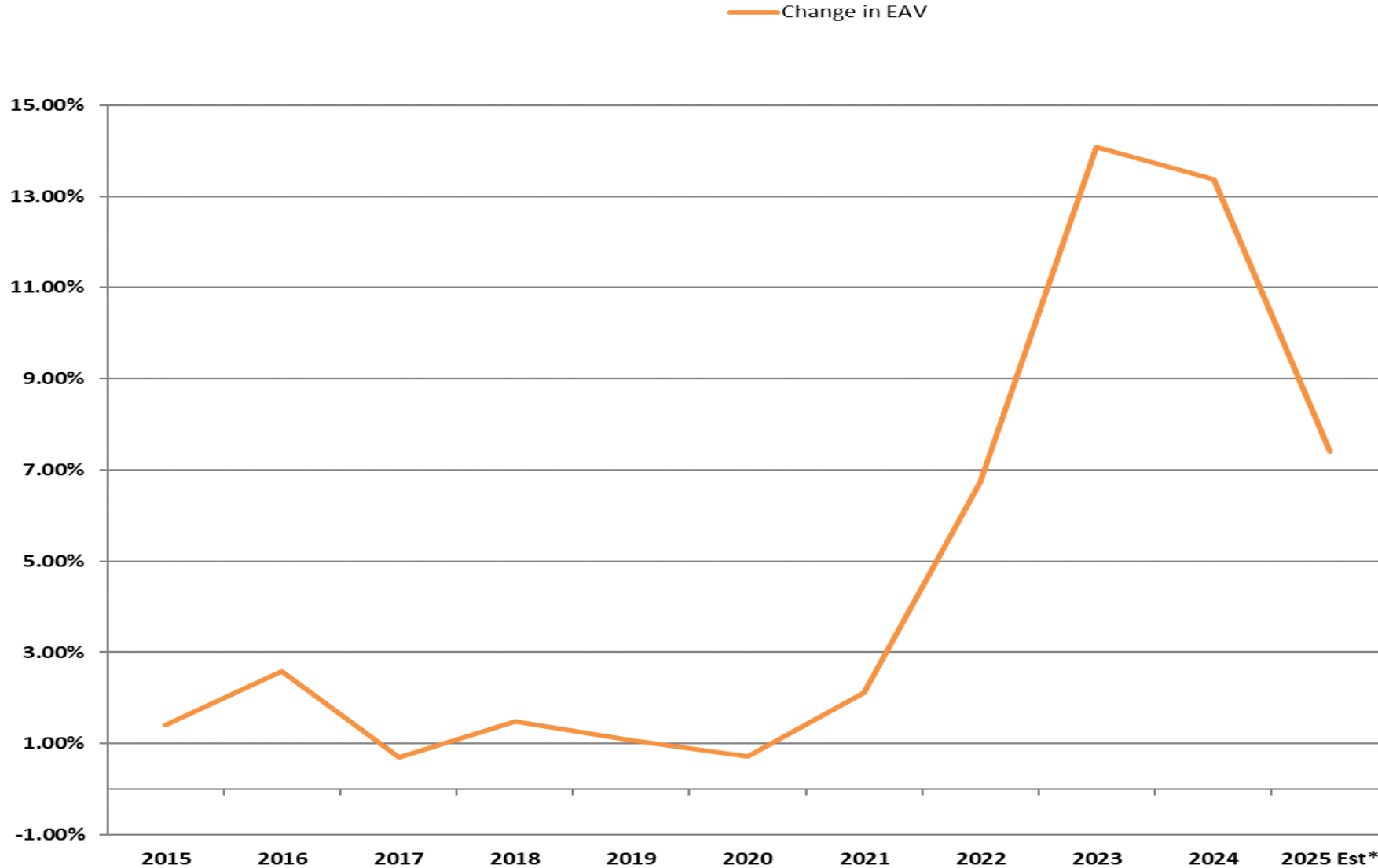
Most funds are limited by a maximum tax rate unless an increase is approved by referendum.

EAV Estimates 2025



- Estimated total EAV increase by 7.4%.
- FY2026 adopted budget assumed a 9% increase.
- Significant assessment appeals have not been finalized.
- EAV is not determined by the District.

Historical Change in EAV



Levy Highlights



- Education Fund tax rate 3.60.
- Resolution to abate \$6,514,150 in property taxes for bonds and interest payments will be voted on at the December meeting.
- Truth in taxation requirement looks at increase from prior year without bonds and interest levy which is 12.97%.
- The actual increase when bonds and interest levy is included is 3.48% in the proposed levy. The actual expected increase is 2.06%.

Proposed 2025 Levy



	Actual EAV			Estimated EAV		Estimated Tax	
	\$3,206,676,793	Extension	Tax Rate 2024	\$3,495,277,704	Levy	Rate 2025	
Educational		109,050,101	\$3.40		125,829,998	\$3.60	
Operations & Maintenance		16,033,384	\$0.50		17,476,389	\$0.50	
Transportation		6,413,354	\$0.20		6,990,556	\$0.20	
Working Cash		1,603,338	\$0.05		1,747,639	\$0.05	
Municipal Retirement		1,500,084	\$0.05		2,000,000	\$0.06	
Social Security		3,099,895	\$0.10		3,100,000	\$0.09	
Fire Prevention & Safety		1,603,338	\$0.05		1,747,639	\$0.05	
Tort Immunity		6,650,007	\$0.21		6,100,000	\$0.17	
Special Education		1,282,671	\$0.04		1,398,112	\$0.04	
Leasing		1,603,338	\$0.05		1,747,639	\$0.05	
	Sub-total	148,839,510	\$4.64		168,137,972	\$4.81	
Debt*		13,650,823	\$0.43		0	\$0.00	
*Rate set by McLean & Woodford Counties							Levy Growth
	Total Levy	162,490,333			168,137,972		3.48%
							Rate Change
	Total Rate		\$5.067			\$4.81	-\$0.2568

Estimated Actual 2025 Extension

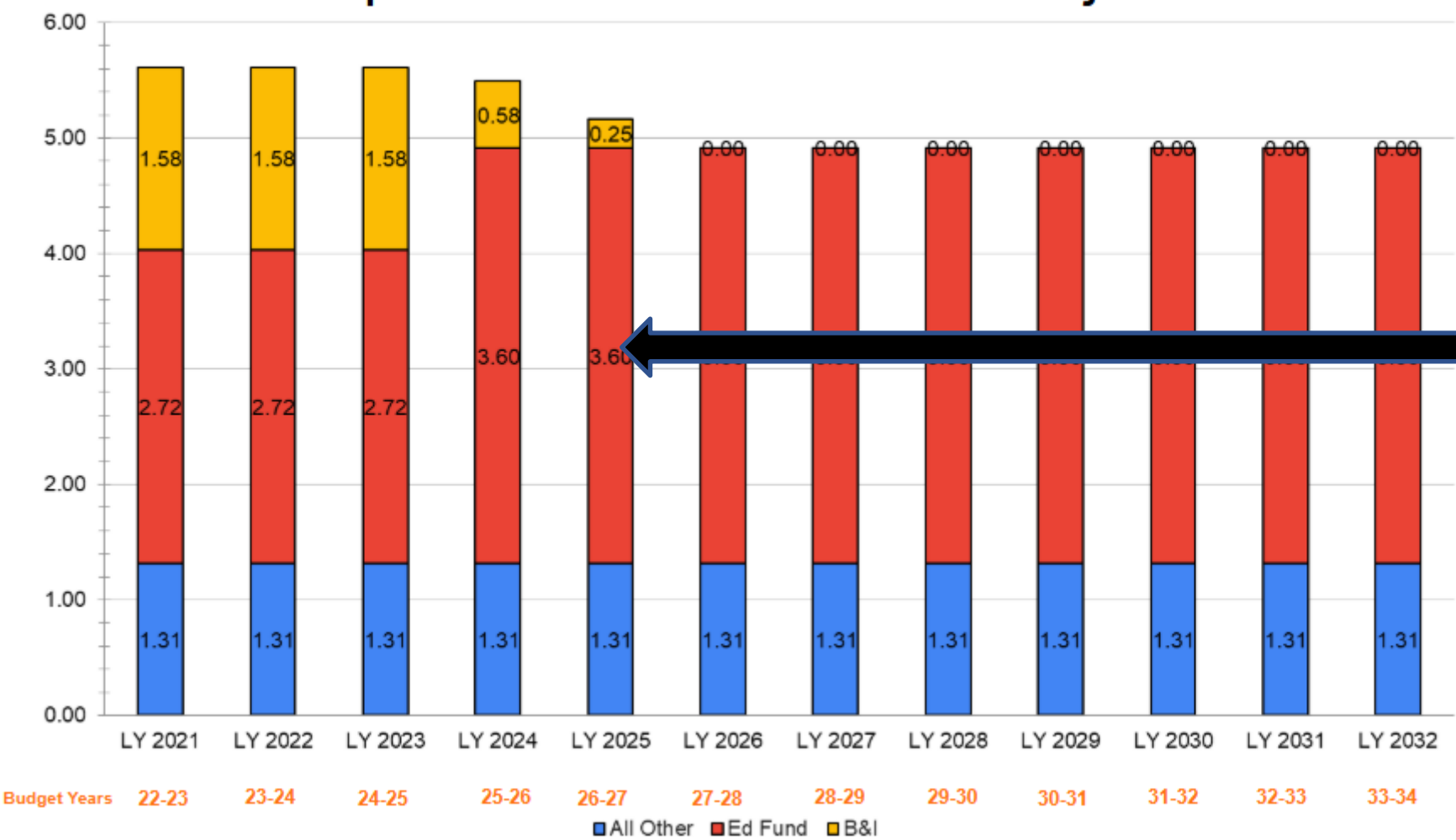


	Actual EAV			Estimated EAV		Estimated Tax	
	\$3,206,676,793	Extension	Tax Rate 2024	\$3,443,970,876	Levy	Rate 2025	
Educational		109,050,101	\$3.40		123,982,952	\$3.60	
Operations & Maintenance		16,033,384	\$0.50		17,219,855	\$0.50	
Transportation		6,413,354	\$0.20		6,887,942	\$0.20	
Working Cash		1,603,338	\$0.05		1,721,986	\$0.05	
Municipal Retirement		1,500,084	\$0.05		2,000,000	\$0.06	
Social Security		3,099,895	\$0.10		3,100,000	\$0.09	
Fire Prevention & Safety		1,603,338	\$0.05		1,721,986	\$0.05	
Tort Immunity		6,650,007	\$0.21		6,100,000	\$0.18	
Special Education		1,282,671	\$0.04		1,377,589	\$0.04	
Leasing		1,603,338	\$0.05		1,721,986	\$0.05	
Sub-total		148,839,510	\$4.64		165,834,296	\$4.82	
Debt*		13,650,823	\$0.43		0	\$0.00	
*Rate set by McLean & Woodford Counties							Levy Growth
Total Levy		162,490,333			165,834,296		2.06%
							Rate Change
Total Rate			\$5.067			\$4.82	-\$0.2520

Projected Tax Rate – Fall 2022 Unit 5 Informational Presentation



Proposed Unit 5 Tax Rate Projection



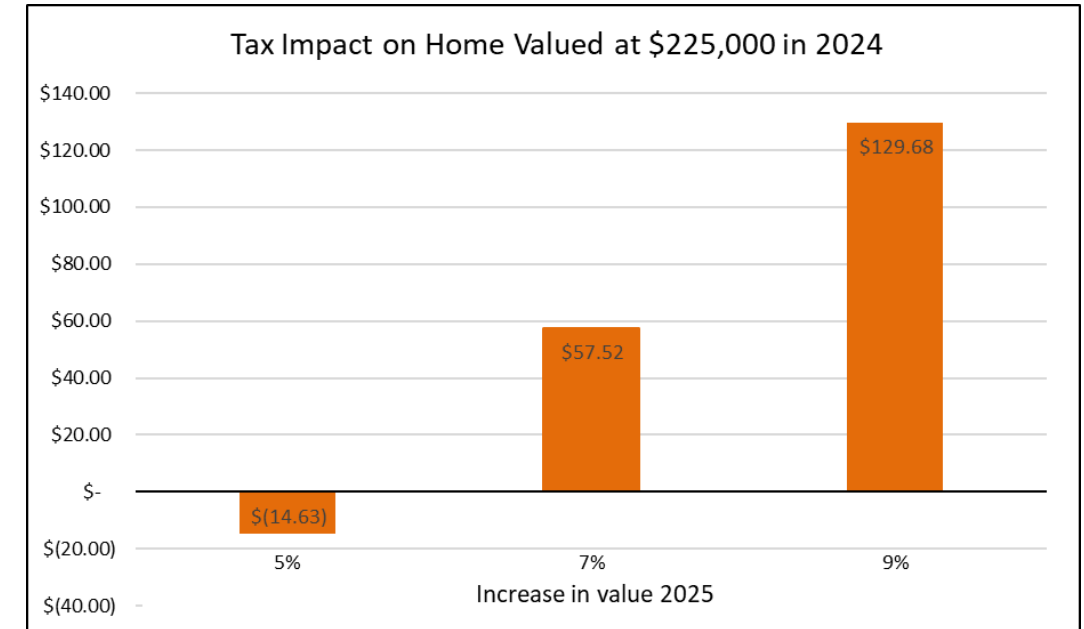
- Projected Tax Rate was 5.16
- Bond and Interest Rate was 0.25



Impact on Property Owners

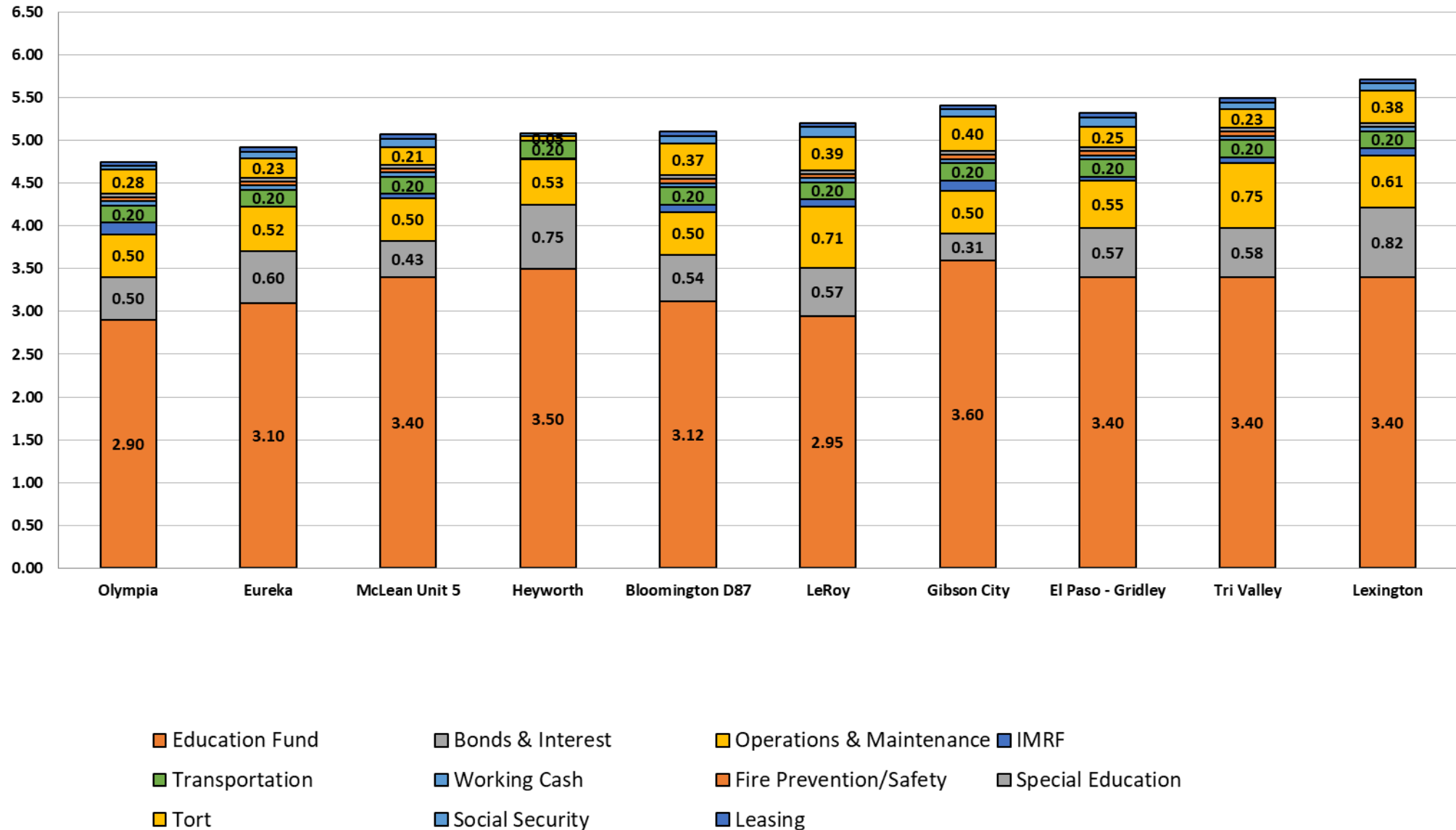



- Determined by the change in home/property equalized assessed value for 2025 provided by the County assessor.
- Tax rate decrease. The decrease is made possible by a property tax abatement funded by the County School Facilities Tax.
- The scenario below shows the tax impact on a home valued at \$225,000 in 2024 that increases in value 5%, 7% or 9% in 2025.



Tax Rate 2024 = \$5.07			Estimated Tax Rate 2025 = \$4.81		
Property Value 2024	Property Tax 2024	Increase in Property Value	Property Value 2025	Property Tax 2025	Increase/Decrease
\$ 225,000	\$ 3,802.5	5%	\$ 236,250	\$ 3,787.88	\$ (14.63)
\$ 225,000	\$ 3,802.5	7%	\$ 240,750	\$ 3,860.03	\$ 57.52
\$ 225,000	\$ 3,802.5	9%	\$ 245,250	\$ 3,932.18	\$ 129.68

Tax Rates by District 2024





Questions?

www.unit5.org

#unit5pride

