

2025-2026 SCOREBOARD\_\_\_\_\_

January 2026 LEARNING REPORT

LEARNING WALKS

	2025 Performance	Present Performance	2026 Goal
% Use of HQIM in Reading and Math	96%	95%  (497 Total Walks with 303 Learning Walks in math and RLA)	97%
Observations with 2 or More Effective Instructional Strategies at “Recognized” or Higher		89%	85%

AVERAGE DAILY ATTENDANCE

	2025 Performance	Present Performance	2026 Goal
DISTRICT-WIDE	95.2%	96.14%	96%

TEA A-F RATINGS: ALL CAMPUSES B OR BETTER

District Action Steps for the Spring Semester:

- The district facilitated a Data Dig with Campus Leaders on January 8th to respond to mid-year data and create campus action steps for January-April.
- Calendar weekly district instructional leader coaching per campus specific to progress monitoring on campus action steps in addition to our weekly instructional leadership meetings as a group.
- Host district facilitated ECR writing and scoring workshops.
- Administer district created STAAR and EOC benchmarks for progress monitoring and analyze and respond accordingly.
- Focus instructional coaching in most needed areas in response to current data.
- Provide any additional instructional resources necessary to support campuses.

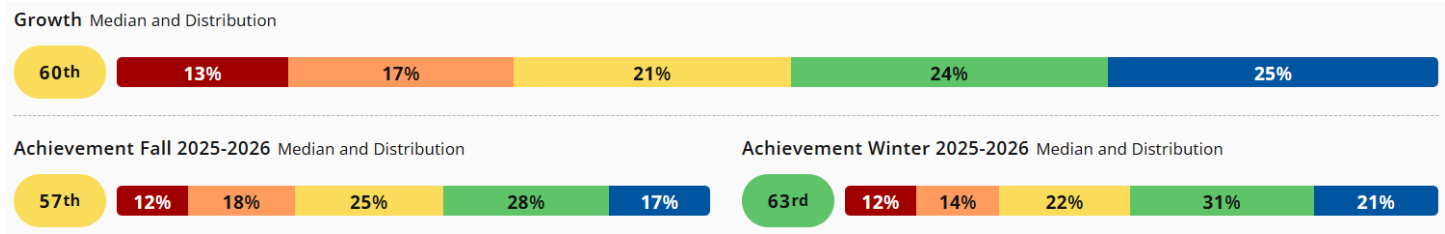
## 80% OF STUDENTS MEET OR EXCEED MAP GROWTH GOALS

	-BOY (Sept.)- % PROJECTED PROFICIENCY APP   MEET   MAST	-MOY (Dec.)- % ON-TRACK TO MEET GROWTH GOAL	-MOY (Dec.)- % PROJECTED PROFICIENCY APP   MEET   MAST	-EOY (March)- % MEETING MAP GROWTH GOAL
KINDERGARTEN READING: OBP		63		
KINDERGARTEN READING: WE		60		
KINDERGARTEN MATH: OBP		68		
KINDERGARTEN MATH: WE		57		
1ST GRADE READING: OBP		60		
1ST GRADE READING: WE		88		
1ST GRADE MATH: OBP		64		
1ST GRADE MATH: WE		75		
2ND GRADE READING: OBP		63		
2ND GRADE READING: WE		67		
2ND GRADE MATH: OBP		78		
2ND GRADE MATH: WE		78		
3RD GRADE READING: OBP	80   44   13	60	80   48   12	
3RD GRADE READING: WE	86   48   14	71	81   62   19	
3RD GRADE MATH: OBP	68   25   4	57	68   24   1	
3RD GRADE MATH: WE	81   14   0	57	72   29   0	
4TH GRADE READING: OBI	71   34   15	60	76   37   14	
4TH GRADE READING: WE	76   32   20	81	92   39   15	
4TH GRADE MATH: OBI	54   15   1	50	57   12   4	
4TH GRADE MATH: WE	56   4   0	77	73   23   4	
5TH GRADE READING: OBI	77   46   23	53	77   47   21	
5TH GRADE READING: WE	97   57   14	66	97   66   20	
5TH GRADE MATH: OBI	78   42   10	53	76   38   13	
5TH GRADE MATH: WE	80   23   6	89	91   54   20	

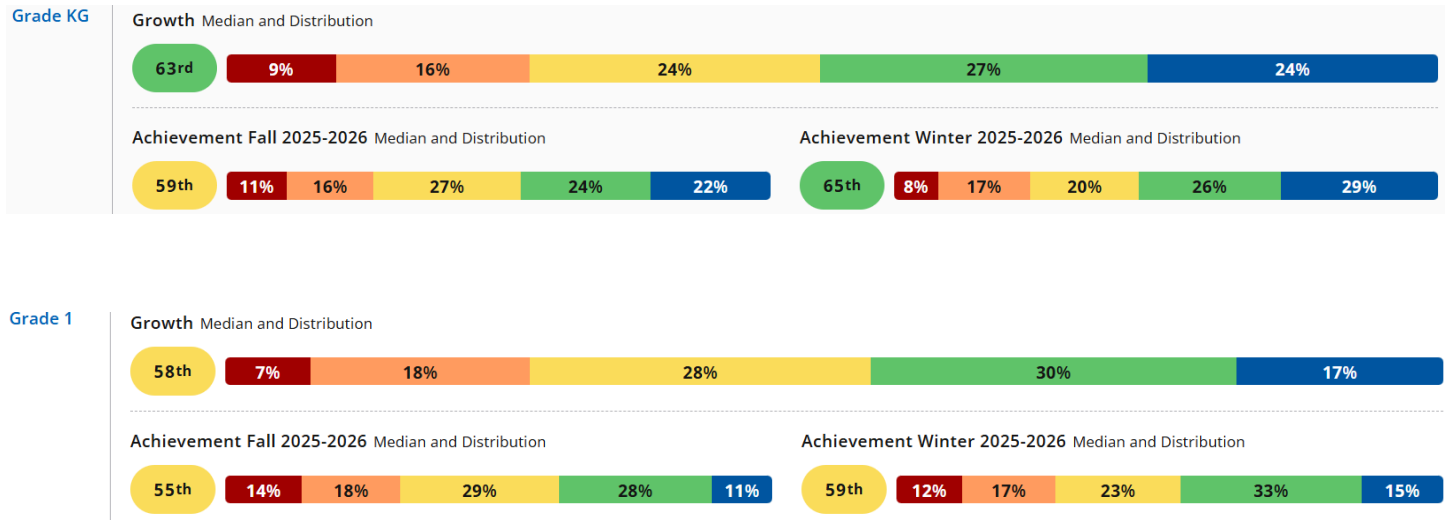
	-BOY (Sept.)- % PROJECTED PROFICIENCY APP   MEET   MAST	-MOY (Dec.)- % ON-TRACK TO MEET GROWTH GOAL	-MOY (Dec.)- % PROJECTED PROFICIENCY APP   MEET   MAST	-EOY (March)- % MEETING MAP GROWTH GOAL
6TH GRADE READING	75   50   16	49	70   49   20	
7TH GRADE READING	80   51   20	51	79   50   21	
8TH GRADE READING	91   64   31	52	91   67   31	
6TH GRADE MATH	69   30   5	51	71   24   5	
7TH GRADE MATH	22   10   0 (only on level-advanced taken out)	69 (reflects all 7th-on level and advanced)	37   10   0	
8TH GRADE MATH	84   47   6	73	92   60   10	
8TH GRADE ALGEBRA I EOC	99   91   50	66	100   92   59	

MOY MAP DATA

Overall District Math Growth and Achievement K-8



District Math Data by Grade Level


**Growth** Median and Distribution
 

Category	Value
58th	7%
7%	18%
18%	28%
28%	30%
30%	17%

**Achievement Fall 2025-2026** Median and Distribution
 


Category	Value
55th	14%
14%	18%
18%	29%
29%	28%
28%	11%

**Achievement Winter 2025-2026** Median and Distribution
 


Category	Value
59th	12%
12%	17%
17%	23%
23%	33%
33%	15%

## Grade 2

## Growth Median and Distribution



## Achievement Fall 2025-2026 Median and Distribution



## Achievement Winter 2025-2026 Median and Distribution



## Grade 3

## Growth Median and Distribution



## Achievement Fall 2025-2026 Median and Distribution




## Achievement Winter 2025-2026 Median and Distribution

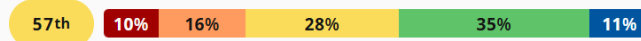


## Grade 4

## Growth Median and Distribution



## Achievement Fall 2025-2026 Median and Distribution



## Achievement Winter 2025-2026 Median and Distribution

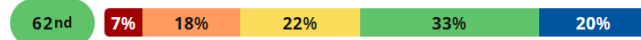


## Grade 5

## Growth Median and Distribution



## Achievement Fall 2025-2026 Median and Distribution




## Achievement Winter 2025-2026 Median and Distribution



## Grade 6

## Growth Median and Distribution



## Achievement Fall 2025-2026 Median and Distribution



## Achievement Winter 2025-2026 Median and Distribution



## Grade 7

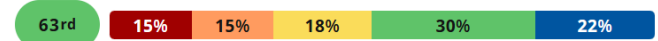
## Growth Median and Distribution



## Achievement Fall 2025-2026 Median and Distribution



## Achievement Winter 2025-2026 Median and Distribution



## Grade 8


## Growth Median and Distribution



## Achievement Fall 2025-2026 Median and Distribution



## Achievement Winter 2025-2026 Median and Distribution



Algebra Grade 8

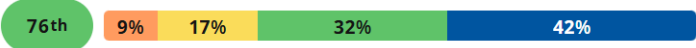
Growth Median and Distribution



Achievement Fall 2025-2026 Median and Distribution

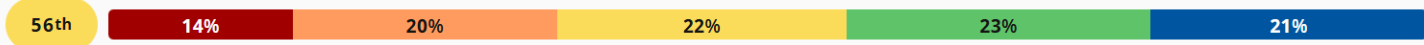


Achievement Winter 2025-2026 Median and Distribution

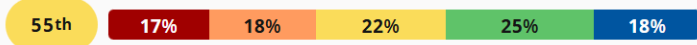


Overall District Reading Growth and Achievement K-8

Growth Median and Distribution



Achievement Fall 2025-2026 Median and Distribution




Achievement Winter 2025-2026 Median and Distribution




District Reading Data by Grade Level

Grade KG

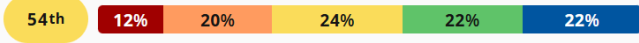
Growth Median and Distribution



Achievement Fall 2025-2026 Median and Distribution



Achievement Winter 2025-2026 Median and Distribution




Grade 1

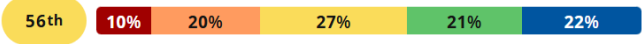
Growth Median and Distribution



Achievement Fall 2025-2026 Median and Distribution




Achievement Winter 2025-2026 Median and Distribution

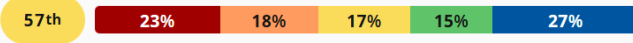


Grade 2

Growth Median and Distribution



Achievement Fall 2025-2026 Median and Distribution

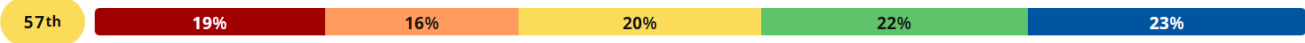


Achievement Winter 2025-2026 Median and Distribution




Grade 3

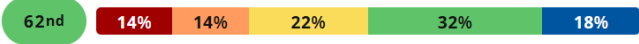
Growth Median and Distribution



Achievement Fall 2025-2026 Median and Distribution




Achievement Winter 2025-2026 Median and Distribution

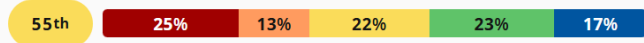


## Grade 4

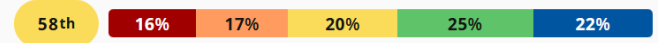
### Growth Median and Distribution



### Achievement Fall 2025-2026 Median and Distribution

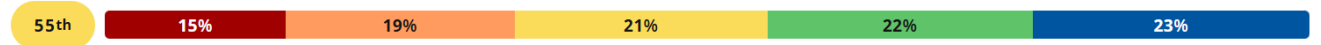


### Achievement Winter 2025-2026 Median and Distribution



## Grade 5

### Growth Median and Distribution



### Achievement Fall 2025-2026 Median and Distribution




### Achievement Winter 2025-2026 Median and Distribution




## Grade 6

### Growth Median and Distribution



### Achievement Fall 2025-2026 Median and Distribution




### Achievement Winter 2025-2026 Median and Distribution



## Grade 7


### Growth Median and Distribution



### Achievement Fall 2025-2026 Median and Distribution



### Achievement Winter 2025-2026 Median and Distribution




## Grade 8


### Growth Median and Distribution



### Achievement Fall 2025-2026 Median and Distribution



### Achievement Winter 2025-2026 Median and Distribution



## 80% OF BHS STUDENTS MEET CCMR DATA

CLASS OF 2023	CLASS OF 2024	CLASS OF 2025	CLASS OF 2026	CLASS OF 2027	CLASS OF 2028	CLASS OF 2029
51%	61.7%	66%	48%	21%	26%	1%

## EARLY DECEMBER EOC RESULTS

English 1 – 10 out of 24 testers passed

English 2 – 6 out of 17 testers passed

Biology – 1 out of 2 testers passed

Algebra – 9 out of 19 testers passed

US History – 1 tester (no official results as the state is working on a glitch and will report after)