

Ector County Independent School District
Barbara Jordan Elementary
2022-2023 Campus Improvement Plan



Board Goals

Board Goal 1: Through foundational excellence, talent development and the learning journey, the percentage of students achieving or exceeding the meets standard on state assessments will increase from 32% to 60% by May 2024 across all tested content areas.

Performance Objective 1: The percentage of students achieving or exceeding the meets standard on state assessments will increase from 46% to 50% across all tested content areas by May of 2023.

High Priority





HB3 Board Goal

Indicators of Success:

Academic Gaps - The performance of ECISD student subgroups compared to their peers across the state of Texas (Domain 3) - 2024 Goal: 51%, 3rd Grade Composite (reading and math) - % of 3rd grade students achieving the meets or exceeds standard in both reading and math on STAAR - 2024 Goal: 35%

Evaluation Data Sources: State Accountability

Strategy 1 Details	Reviews			
<p>Strategy 1: Campus leaders regularly use data and other evidence during PLCs to track progress towards intended outcomes through the DDI process.</p> <p>Strategy's Expected Result/Impact: Identify low performing TEKS throughout the learning process and reteach and reassessing these TEKS will help close learning gaps and identify areas of RTI.</p> <p>Staff Responsible for Monitoring: Principal, Assistant Principals, Instructional Coach, Teachers</p> <p>ESF Levers: Lever 1: Strong School Leadership and Planning - Targeted Support Strategy</p> <p>Funding Sources: Instructional Coach - Title One Instructional Continuity - 211 - \$81,448</p>	Formative			Summative
	Oct	Jan	Mar	May
Strategy 2 Details	Reviews			
<p>Strategy 2: Update technology in the classroom, from Smart Boards to Promethean Boards.</p> <p>Strategy's Expected Result/Impact: Increase the quality and interaction of students with lessons in the classroom.</p> <p>Staff Responsible for Monitoring: Administration</p> <p>Funding Sources: - Title One School-wide - 211 - \$30,000</p>	Formative			Summative
	Oct	Jan	Mar	May

Strategy 3 Details	Reviews			
<p>Strategy 3: Students will be provided with high quality lessons during Tier 1 whole group instruction time and during small group instruction.</p> <p>Strategy's Expected Result/Impact: Students will meet their projected STAAR target.</p> <p>Staff Responsible for Monitoring: Leadership Team, Teachers</p> <p>TEA Priorities: Build a foundation of reading and math</p> <p>- ESF Levels: Lever 5: Effective Instruction</p>	Formative			Summative
	Oct	Jan	Mar	May
<div style="display: flex; justify-content: space-around; align-items: center;"> <div style="text-align: center;">  No Progress </div> <div style="text-align: center;">  Accomplished </div> <div style="text-align: center;">  Continue/Modify </div> <div style="text-align: center;">  Discontinue </div> </div>				

Board Goal 1: Through foundational excellence, talent development and the learning journey, the percentage of students achieving or exceeding the meets standard on state assessments will increase from 32% to 60% by May 2024 across all tested content areas.

Performance Objective 2: The school-wide percentage of students meeting or exceeding their end of year RIT MAP Reading score will increase from 53%-60%.





High Priority

HB3 Board Goal

Indicators of Success:

Growth (MAP) - % of student end of year RIT score met or exceeded individual growth projections based upon MAP - 2024 Goal: 58%

Evaluation Data Sources: MAP Assessment

Strategy 1 Details	Reviews			
<p>Strategy 1: Jordan will hold Professional Learning Communities where the grade level team implements the data driven instructional process and plans for student mastery of learning objectives through a personalized learning path.</p> <p>Strategy's Expected Result/Impact: Effective planning, instructional delivery, and assessment alignment.</p> <p>Staff Responsible for Monitoring: Leadership Team, Teachers, Instructional Coach</p>	Formative			Summative
	Oct	Jan	Mar	May
Strategy 2 Details	Reviews			
<p>Strategy 2: Students will track assessment progress (Istation, MAP, SCA) and set goals with teacher support through one-on-one conferences.</p> <p>Strategy's Expected Result/Impact: 60% of students will meet their EOY RIT MAP projection target.</p> <p>Staff Responsible for Monitoring: Leadership Team, Teachers, Instructional Coach</p>	Formative			Summative
	Oct	Jan	Mar	May
Strategy 3 Details	Reviews			
<p>Strategy 3: Students will be provided with high quality lessons during Tier 1 whole group instruction time and during small group instruction.</p> <p>Strategy's Expected Result/Impact: 60% of students will meet their EOY RIT MAP projection target.</p> <p>Staff Responsible for Monitoring: Leadership Team, Teachers, Instructional Coach</p>	Formative			Summative
	Oct	Jan	Mar	May
<div style="display: flex; justify-content: space-around; align-items: center;"> <div style="text-align: center;">  No Progress </div> <div style="text-align: center;">  Accomplished </div> <div style="text-align: center;">  Continue/Modify </div> <div style="text-align: center;">  Discontinue </div> </div>				

Board Goal 2: Through foundational excellence, talent development and the learning journey, the percentage of 3rd grade students reading at or above grade level will increase from 35% to 45% by May 2024.

Performance Objective 1: The percentage of 3rd grade students reading at or above grade level will increase from 49% to 55% by May 2023.





High Priority

HB3 Board Goal

Indicators of Success:

Growth (STAAR) - % of students who meet or exceed the STAAR progress measure - 2024 Goal: 75%, 3rd Grade Composite (reading and math) - % of 3rd grade students achieving the meets or exceeds standard in both reading and math on STAAR - 2024 Goal: 35%

Evaluation Data Sources: State Accountability

Strategy 1 Details	Reviews			
<p>Strategy 1: Campus instructional leaders provide training and ongoing support so that teachers effectively use high-quality instructional materials and the DDI process to promote critical-thinking skills and include differentiated and scaffolded supports for students with disabilities, English learners, and other student groups.</p> <p>Strategy's Expected Result/Impact: Provide teachers with the skills to modify lesson to meet the needs of all student groups and provide more opportunities for student to meet and exceed state standards.</p> <p>Staff Responsible for Monitoring: Principal, Instructional Coach, Assistant Principals, and Teachers.</p> <p>Funding Sources: Accelerated Reader Program - Title One School-wide - \$5,243.73</p>	Formative			Summative
	Oct	Jan	Mar	May
Strategy 2 Details	Reviews			
<p>Strategy 2: Third grade students will track assessment STAAR benchmark and short cycle assessment progress and set goals with teacher support through one-on-one conferences.</p> <p>Strategy's Expected Result/Impact: Students will meet their expected STAAR target score.</p> <p>Staff Responsible for Monitoring: Principal, AP, IC</p> <p>TEA Priorities: Build a foundation of reading and math</p> <p>- ESF Levers: Lever 3: Positive School Culture</p>	Formative			Summative
	Oct	Jan	Mar	May
<p style="text-align: center;">  No Progress  Accomplished  Continue/Modify  Discontinue </p>				

Board Goal 2: Through foundational excellence, talent development and the learning journey, the percentage of 3rd grade students reading at or above grade level will increase from 35% to 45% by May 2024.

Performance Objective 2: The percentage of kindergarten students meeting the growth standard on Reading MAP will increase from 49%-60%.





High Priority

HB3 Board Goal

Indicators of Success:

Growth (MAP) - % of student end of year RIT score met or exceeded individual growth projections based upon MAP - 2024 Goal: 58%, Kindergarten Readiness - % of students meeting kindergarten readiness benchmark - 2024 Goal: 65%, 3rd Grade Composite (reading and math) - % of 3rd grade students achieving the meets or exceeds standard in both reading and math on STAAR - 2024 Goal: 35%

Evaluation Data Sources: MAP Assessment

Strategy 1 Details	Reviews			
<p>Strategy 1: Kindergarten students will track assessment Istation and MAP progress and set goals with teacher support through one-on-one conferences.</p> <p>Strategy's Expected Result/Impact: Students will improve reading level and meet their end of year projected RIT score.</p> <p>Staff Responsible for Monitoring: Leadership Team, Teachers</p> <p>TEA Priorities: Build a foundation of reading and math</p> <p>- ESF Levers: Lever 3: Positive School Culture</p>	Formative			Summative
	Oct	Jan	Mar	May
Strategy 2 Details	Reviews			
<p>Strategy 2: Jordan will hold Professional Learning Communities where the grade level team implements the data driven instructional process and plans for student mastery of learning objectives through a personalized learning path.</p> <p>Strategy's Expected Result/Impact: Effective planning, instructional delivery, and assessment alignment.</p> <p>Staff Responsible for Monitoring: Leadership Team, Teachers</p> <p>TEA Priorities: Build a foundation of reading and math</p> <p>- ESF Levers: Lever 5: Effective Instruction</p>	Formative			Summative
	Oct	Jan	Mar	May
<div style="display: flex; justify-content: space-around; align-items: center;">  No Progress  Accomplished  Continue/Modify  Discontinue </div>				

Board Goal 2: Through foundational excellence, talent development and the learning journey, the percentage of 3rd grade students reading at or above grade level will increase from 35% to 45% by May 2024.

Performance Objective 3: The percentage of first grade students meeting the growth standard on Reading MAP will increase from 45%-60%.





High Priority

HB3 Board Goal

Indicators of Success:

Growth (MAP) - % of student end of year RIT score met or exceeded individual growth projections based upon MAP - 2024 Goal: 58%, 3rd Grade Composite (reading and math) - % of 3rd grade students achieving the meets or exceeds standard in both reading and math on STAAR - 2024 Goal: 35%

Evaluation Data Sources: MAP Assessment

Strategy 1 Details	Reviews			
<p>Strategy 1: First grade students will track assessment Istation and MAP progress and set goals with teacher support through one-on-one conferences.</p> <p>Strategy's Expected Result/Impact: Students will improve reading level and meet their end of year projected RIT score.</p> <p>Staff Responsible for Monitoring: Leadership Team, Teachers</p> <p>TEA Priorities: Build a foundation of reading and math</p> <p>- ESF Levers: Lever 3: Positive School Culture</p>	Formative			Summative
	Oct	Jan	Mar	May
Strategy 2 Details	Reviews			
<p>Strategy 2: Jordan will hold Professional Learning Communities where the grade level team implements the data driven instructional process and plans for student mastery of learning objectives through a personalized learning path.</p> <p>Strategy's Expected Result/Impact: Effective planning, instructional delivery, and assessment alignment.</p> <p>Staff Responsible for Monitoring: Leadership Team, Teachers</p> <p>TEA Priorities: Build a foundation of reading and math</p> <p>- ESF Levers: Lever 5: Effective Instruction</p>	Formative			Summative
	Oct	Jan	Mar	May
<div style="display: flex; justify-content: space-around; align-items: center;">  No Progress  Accomplished  Continue/Modify  Discontinue </div>				

Board Goal 2: Through foundational excellence, talent development and the learning journey, the percentage of 3rd grade students reading at or above grade level will increase from 35% to 45% by May 2024.

Performance Objective 4: The percentage of second grade students meeting the growth standard on Reading MAP will increase from 31%-60%





High Priority

HB3 Board Goal

Indicators of Success:

Growth (MAP) - % of student end of year RIT score met or exceeded individual growth projections based upon MAP - 2024 Goal: 58%, 3rd Grade Composite (reading and math) - % of 3rd grade students achieving the meets or exceeds standard in both reading and math on STAAR - 2024 Goal: 35%

Evaluation Data Sources: MAP Assessment

Strategy 1 Details	Reviews			
<p>Strategy 1: Second grade students will track assessment Istation and MAP progress and set goals with teacher support through one-on-one conferences.</p> <p>Strategy's Expected Result/Impact: Students will improve reading level and meet their end of year projected RIT score.</p> <p>Staff Responsible for Monitoring: Leadership Team, Teachers</p> <p>TEA Priorities: Build a foundation of reading and math</p> <p>- ESF Levers: Lever 3: Positive School Culture</p>	Formative			Summative
	Oct	Jan	Mar	May
Strategy 2 Details	Reviews			
<p>Strategy 2: Jordan will hold Professional Learning Communities where the grade level team implements the data driven instructional process and plans for student mastery of learning objectives through a personalized learning path.</p> <p>Strategy's Expected Result/Impact: Effective planning, instructional delivery, and assessment alignment.</p> <p>Staff Responsible for Monitoring: Leadership Team, Teachers</p> <p>TEA Priorities: Build a foundation of reading and math</p> <p>- ESF Levers: Lever 5: Effective Instruction</p>	Formative			Summative
	Oct	Jan	Mar	May
<div style="display: flex; justify-content: space-around; align-items: center;">  No Progress  Accomplished  Continue/Modify  Discontinue </div>				

Board Goal 2: Through foundational excellence, talent development and the learning journey, the percentage of 3rd grade students reading at or above grade level will increase from 35% to 45% by May 2024.

Performance Objective 5: The percentage of third grade students meeting the growth standard on Reading MAP will increase from 66%-75%.





High Priority

HB3 Board Goal

Indicators of Success:

Growth (MAP) - % of student end of year RIT score met or exceeded individual growth projections based upon MAP - 2024 Goal: 58%, 3rd Grade Composite (reading and math) - % of 3rd grade students achieving the meets or exceeds standard in both reading and math on STAAR - 2024 Goal: 35%

Evaluation Data Sources: MAP Assessment

Strategy 1 Details	Reviews			
<p>Strategy 1: Third grade students will track assessment Istation and MAP progress and set goals with teacher support through one-on-one conferences.</p> <p>Strategy's Expected Result/Impact: Students will improve reading level and meet their end of year projected RIT score.</p> <p>Staff Responsible for Monitoring: Leadership Team, Teachers</p> <p>TEA Priorities: Build a foundation of reading and math</p> <p>- ESF Levers: Lever 3: Positive School Culture</p>	Formative			Summative
	Oct	Jan	Mar	May
Strategy 2 Details	Reviews			
<p>Strategy 2: Jordan will hold Professional Learning Communities where the grade level team implements the data driven instructional process and plans for student mastery of learning objectives through a personalized learning path.</p> <p>Strategy's Expected Result/Impact: Effective planning, instructional delivery, and assessment alignment.</p> <p>Staff Responsible for Monitoring: Leadership Team, Teachers</p> <p>TEA Priorities: Build a foundation of reading and math</p> <p>- ESF Levers: Lever 5: Effective Instruction</p>	Formative			Summative
	Oct	Jan	Mar	May
<div style="display: flex; justify-content: space-around; align-items: center;"> <div style="text-align: center;">  No Progress </div> <div style="text-align: center;">  Accomplished </div> <div style="text-align: center;">  Continue/Modify </div> <div style="text-align: center;">  Discontinue </div> </div>				

Board Goal 3: Through foundational excellence, talent development and the learning journey, the percentage of high school graduates considered College, Career or Military Ready will increase from 56% to 65% by May 2024.

Performance Objective 1: Jordan will increase student attendance by 2% from Aug 2022 to May 2023.





High Priority

HB3 Board Goal

Indicators of Success:

Attendance - % of student daily attendance - 2024 Goal: 95%

Evaluation Data Sources: Attendance reports

Strategy 1 Details	Reviews			
<p>Strategy 1: Jordan will provide individualized support for students that includes interventions and rewards, as well as consequences to help improve attendance.</p> <p>Strategy's Expected Result/Impact: Increase in attendance rates. Likelihood of student success will increase</p> <p>Staff Responsible for Monitoring: Teacher/ attendance clerk/ admin</p>	Formative			Summative
	Oct	Jan	Mar	May
<div style="display: flex; justify-content: space-around; align-items: center;"> <div style="text-align: center;">  No Progress </div> <div style="text-align: center;">  Accomplished </div> <div style="text-align: center;">  Continue/Modify </div> <div style="text-align: center;">  Discontinue </div> </div>				





Board Goal 3: Through foundational excellence, talent development and the learning journey, the percentage of high school graduates considered College, Career or Military Ready will increase from 56% to 65% by May 2024.

Performance Objective 2: Jordan will increase our school connectedness from 73% to 75% for the 2022-2023 School year.

Indicators of Success:

School Connectedness - The belief held by students that adults and peers in the school care about their learning as well as about them as individuals - 2024 Goal: 63%

Evaluation Data Sources: Panorama Survey

Strategy 1 Details	Reviews			
<p>Strategy 1: Jordan Elementary will develop the adult collective understanding and shared vision of Social Emotional Learning (SEL) that creates systematic change where SEL can thrive and students can be safe and happy and feel connected to their school through parent engagement.</p> <p>Strategy's Expected Result/Impact: Students feel supported in their social and emotional needs, and are able to focus on academics.</p> <p>Staff Responsible for Monitoring: Administration and Teachers</p>	Formative			Summative
	Oct	Jan	Mar	May
Strategy 2 Details	Reviews			
<p>Strategy 2: Jordan will re-establish a Parent and Teacher Organization for the 2022-2023 school year.</p> <p>Strategy's Expected Result/Impact: Improved communication with parents and parents feeling a sense of belonging to the school community.</p> <p>Staff Responsible for Monitoring: Administration</p>	Formative			Summative
	Oct	Jan	Mar	May
<div style="display: flex; justify-content: space-around; align-items: center;">  No Progress  Accomplished  Continue/Modify  Discontinue </div>				