


Ector County Independent School District
Edward K. Downing Elementary
2022-2023 Campus Improvement Plan



Board Goals

Board Goal 1: Goal 1: The percentage of students achieving or exceeding the meets standard on state assessments will increase from 32% to 60% by May 2024 across all tested areas.

Performance Objective 1: By May 2023, 45% of students, K-5th, will reach their individual RIT Growth scores in MAP Math and Reading.

High Priority

Indicators of Success:

Growth (MAP) - % of student end of year RIT score met or exceeded individual growth projections based upon MAP - 2024 Goal: 58%, Academic Gaps - The performance of ECISD student subgroups compared to their peers across the state of Texas (Domain 3) - 2024 Goal: 51%, 3rd Grade Composite (reading and math) - % of 3rd grade students achieving the meets or exceeds standard in both reading and math on STAAR - 2024 Goal: 35%

Evaluation Data Sources: MAP RIT scores.

Strategy 1 Details	Reviews			
<p>Strategy 1: Grade level teachers will receive weekly training, coaching, and mentoring from campus Lead Teachers, campus Instructional Coach as well as the District ELAR Coordinator assigned to the campus on Tier 1 best instructional practices.</p> <p>Strategy's Expected Result/Impact: Rigorous Tier 1 instruction will be observed during walkthrough observations, student engagement will be at a rigorous level, student performance and progress will be evident in through different data points- student discourse, teacher questioning, Istation, intervention time, MAP scores</p> <p>Staff Responsible for Monitoring: Admin, lead teachers, IC, MCLs</p>	Formative			Summative
	Oct	Jan	Mar	May
Strategy 2 Details	Reviews			
<p>Strategy 2: High impact tutoring for all students scoring in the Approaches level or below for a minimum of 30 minutes, 4 times weekly.</p> <p>Strategy's Expected Result/Impact: Increase in RIT scores for MAP and STAAR EOY scores.</p>	Formative			Summative
	Oct	Jan	Mar	May

Staff Responsible for Monitoring: Admin, IC, MCLs, Lead Teachers.

Title I:

2.4, 2.5, 2.6

- TEA Priorities:

Build a foundation of reading and math, Improve low-performing schools

- ESF Levers:

Lever 5: Effective Instruction



No Progress



Accomplished



Continue/Modify



Discontinue

Board Goal 1: Goal 1: The percentage of students achieving or exceeding the meets standard on state assessments will increase from 32% to 60% by May 2024 across all tested areas.

Performance Objective 2: Downing students will show a 5% increase in MAP growth from BOY to EOY.





High Priority

HB3 Board Goal

Indicators of Success:

Growth (MAP) - % of student end of year RIT score met or exceeded individual growth projections based upon MAP - 2024 Goal: 58%, School Connectedness - The belief held by students that adults and peers in the school care about their learning as well as about them as individuals - 2024 Goal: 63%

Evaluation Data Sources: MAP BOY and EOY data.

Strategy 1 Details	Reviews			
<p>Strategy 1: Prioritize Tier I instruction with whole group teaching.</p> <p>Strategy's Expected Result/Impact: Students will perform at a higher academic level.</p> <p>Staff Responsible for Monitoring: Admin, MCLs, IC</p> <p>- TEA Priorities: Recruit, support, retain teachers and principals, Build a foundation of reading and math, Improve low-performing schools</p> <p>- ESF Levers: Lever 1: Strong School Leadership and Planning, Lever 2: Effective, Well-Supported Teachers, Lever 4: High-Quality Curriculum, Lever 5: Effective Instruction</p> <p>- Targeted Support Strategy</p>	Formative			Summative
	Oct	Jan	Mar	May
<p>  No Progress  Accomplished  Continue/Modify  Discontinue </p>				

Board Goal 1: Goal 1: The percentage of students achieving or exceeding the meets standard on state assessments will increase from 32% to 60% by May 2024 across all tested areas.





Performance Objective 3: The percentage of students achieving meets standard in grades 3-5 will increase from 48% to 58% as measured by the 2023 STAAR READING assessment.

High Priority

Indicators of Success:

Growth (STAAR) - % of students who meet or exceed the STAAR progress measure - 2024 Goal: 75%, Academic Gaps - The performance of ECISD student subgroups compared to their peers across the state of Texas (Domain 3) - 2024 Goal: 51%, 3rd Grade Composite (reading and math) - % of 3rd grade students achieving the meets or exceeds standard in both reading and math on STAAR - 2024 Goal: 35%

Evaluation Data Sources: STAAR data

Strategy 1 Details	Reviews			
<p>Strategy 1: Leadership Team (MCLs and Lead Teachers) will meet with the campus leadership and grade level teams to align best practices and TIER 1 instruction to the TEK standard.</p> <p>Strategy's Expected Result/Impact: All teachers will receive support through coaching and accountability of best practices in Tier 1 instruction which will be evident in classroom observations, student performance and progress</p> <p>Staff Responsible for Monitoring: ADMIN</p> <p>TEA Priorities: Build a foundation of reading and math, Improve low-performing schools</p> <p>- ESF Levers: Lever 5: Effective Instruction</p>	Formative			Summative
	Oct	Jan	Mar	May
<div style="display: flex; justify-content: space-around; align-items: center;">  No Progress  Accomplished  Continue/Modify  Discontinue </div>				

Board Goal 1: Goal 1: The percentage of students achieving or exceeding the meets standard on state assessments will increase from 32% to 60% by May 2024 across all tested areas.





Performance Objective 4: The percentage of students achieving meets standard in grades 3-5 will increase from 52% to 62% as measured by the 2023 STAAR MATH assessment

Indicators of Success:

Growth (STAAR) - % of students who meet or exceed the STAAR progress measure - 2024 Goal: 75%, 3rd Grade Composite (reading and math) - % of 3rd grade students achieving the meets or exceeds standard in both reading and math on STAAR - 2024 Goal: 35%

Evaluation Data Sources: STAAR

Strategy 1 Details	Reviews			
<p>Strategy 1: Weekly PLCs utilizing DDI Process to increase all grade level RIT and STAAR scores.</p> <p>Strategy's Expected Result/Impact: Rigorous Tier 1 instruction will be observed during walkthrough observations, student engagement will be at a rigorous level, student performance and progress will be evident in through different data points- student discourse, teacher questioning, Istation, intervention time, MAP scores</p> <p>Staff Responsible for Monitoring: admin</p> <p>TEA Priorities: Improve low-performing schools</p> <p>- ESF Levers: Lever 5: Effective Instruction</p>	Formative			Summative
	Oct	Jan	Mar	May

 No Progress
 Accomplished
 Continue/Modify
 Discontinue

Board Goal 1: Goal 1: The percentage of students achieving or exceeding the meets standard on state assessments will increase from 32% to 60% by May 2024 across all tested areas.





Performance Objective 5: Parents will actively partner through attending quarterly parent engagement activities at school.

High Priority

Indicators of Success:

School Connectedness - The belief held by students that adults and peers in the school care about their learning as well as about them as individuals - 2024 Goal: 63%

Evaluation Data Sources: Academic family nights/ online parent survey after engagement activities.

Strategy 1 Details	Reviews			
<p>Strategy 1: Campus will host quarterly academic nights on campus.</p> <p>Strategy's Expected Result/Impact: Students will feel more connectedness and parents more invested in students' learning.</p> <p>Staff Responsible for Monitoring: Admin, MCLs, IC</p> <p>- TEA Priorities: Build a foundation of reading and math, Improve low-performing schools</p> <p>- ESF Levers: Lever 3: Positive School Culture</p> <p>Funding Sources: Title I Parent Engagement Money - Title One School-wide - \$1,500</p>	Formative			Summative
	Oct	Jan	Mar	May
Strategy 2 Details	Reviews			
<p>Strategy 2: The campus reading and math teachers will host one night each semester (either a math or a reading night) for parent involvement.</p> <p>Strategy's Expected Result/Impact: Parent engagement and gain an understanding of how to assist their students' in reading and math.</p> <p>Staff Responsible for Monitoring: Math and Reading teachers</p> <p>Title I: 2.4, 2.6</p> <p>- TEA Priorities: Build a foundation of reading and math</p> <p>- ESF Levers: Lever 5: Effective Instruction</p>	Formative			Summative
	Oct	Jan	Mar	May
<div style="display: flex; justify-content: space-around; align-items: center;">  No Progress  Accomplished  Continue/Modify  Discontinue </div>				

Board Goal 2: Goal 2: The percentage of 3rd grade students reading at or above grade level will increase from 35% to 45% by May 2024.





Performance Objective 1: The percentage of Kindergarten students reading at or above grade level will increase from 44% to 51% by May 2023.

Indicators of Success:

Growth (STAAR) - % of students who meet or exceed the STAAR progress measure - 2024 Goal: 75%, Growth (MAP) - % of student end of year RIT score met or exceeded individual growth projections based upon MAP - 2024 Goal: 58%, Kindergarten Readiness - % of students meeting kindergarten readiness benchmark - 2024 Goal: 65%, Academic Gaps - The performance of ECISD student subgroups compared to their peers across the state of Texas (Domain 3) - 2024 Goal: 51%

Evaluation Data Sources: Walkthroughs, coaching, MCLs, IC,

Strategy 1 Details	Reviews			
<p>Strategy 1: Grade level teachers will receive weekly training, coaching, and mentoring from campus Lead Teachers, campus Instructional Coach as well as the District ELAR Coordinator assigned to the campus on Tier 1 best instructional practices.</p> <p>Strategy's Expected Result/Impact: Rigorous Tier 1 instruction will be observed during walkthrough observations, student engagement will be at a rigorous level, student performance and progress will be evident in through different data points- student discourse, teacher questioning, Istation, intervention time, MAP scores</p> <p>Staff Responsible for Monitoring: Admin, lead teachers, IC, MCLs</p> <p>Title I: 2.4, 2.5, 2.6</p> <p>- TEA Priorities: Build a foundation of reading and math, Improve low-performing schools</p> <p>- ESF Levers: Lever 5: Effective Instruction</p>	Formative			Summative
	Oct	Jan	Mar	May
Strategy 2 Details	Reviews			
<p>Strategy 2: High impact tutoring for all students scoring in the Approaches level or below for a minimum of 30 minutes, 4 times weekly.</p> <p>Strategy's Expected Result/Impact: Increase in RIT scores for MAP and STAAR EOY scores.</p> <p>Staff Responsible for Monitoring: Admin., MCLs, IC, Lead teachers</p> <p>Title I: 2.4, 2.5, 2.6</p> <p>- TEA Priorities: Build a foundation of reading and math, Improve low-performing schools</p> <p>- ESF Levers: Lever 5: Effective Instruction</p>	Formative			Summative
	Oct	Jan	Mar	May

Strategy 3 Details	Reviews			
<p>Strategy 3: Weekly PLCs utilizing DDI Process to increase all grade level RIT and STAAR scores. Strategy's Expected Result/Impact: RIT scores on MAP and benchmark data will increase. Staff Responsible for Monitoring: Admin, IC, MCLs, Lead Teachers.</p> <p>Title I: 2.4, 2.5, 2.6 - TEA Priorities: Build a foundation of reading and math, Improve low-performing schools - ESF Levers: Lever 1: Strong School Leadership and Planning, Lever 5: Effective Instruction</p>	Formative			Summative
	Oct	Jan	Mar	May
<div style="display: flex; justify-content: space-around; align-items: center;"> <div style="text-align: center;">  No Progress </div> <div style="text-align: center;">  Accomplished </div> <div style="text-align: center;">  Continue/Modify </div> <div style="text-align: center;">  Discontinue </div> </div>				

Board Goal 2: Goal 2: The percentage of 3rd grade students reading at or above grade level will increase from 35% to 45% by May 2024.





Performance Objective 2: The percentage of 1st grade students reading at or above grade level will increase from 28% to 35% by May 2023.

Indicators of Success:

Growth (MAP) - % of student end of year RIT score met or exceeded individual growth projections based upon MAP - 2024 Goal: 58%

Evaluation Data Sources: MAP RIT scores.





Strategy 1 Details	Reviews			
<p>Strategy 1: Grade level teachers will receive weekly training, coaching, and mentoring from campus Lead Teachers, campus Instructional Coach as well as the District ELAR Coordinator assigned to the campus on Tier 1 best instructional practices.</p> <p>Strategy's Expected Result/Impact: Rigorous Tier 1 instruction will be observed during walkthrough observations, student engagement will be at a rigorous level, student performance and progress will be evident in through different data points- student discourse, teacher questioning, Istation, intervention time, MAP scores</p> <p>Staff Responsible for Monitoring: Admin, MCLs, Lead Teachers, IC</p> <p>Title I: 2.4, 2.5, 2.6</p> <p>- TEA Priorities: Build a foundation of reading and math, Improve low-performing schools</p> <p>- ESF Levers: Lever 1: Strong School Leadership and Planning, Lever 5: Effective Instruction</p>	Formative			Summative
	Oct	Jan	Mar	May
Strategy 2 Details	Reviews			
<p>Strategy 2: High impact tutoring for all students scoring in the Approaches level or below for a minimum of 30 minutes, 4 times weekly.</p> <p>Strategy's Expected Result/Impact: Increase in RIT scores for MAP and STAAR EOY scores.</p> <p>Staff Responsible for Monitoring: Admin., MCLs, IC, Lead teachers</p> <p>Title I: 2.4, 2.5, 2.6</p> <p>- TEA Priorities: Build a foundation of reading and math, Improve low-performing schools</p> <p>- ESF Levers: Lever 1: Strong School Leadership and Planning, Lever 5: Effective Instruction</p>	Formative			Summative
	Oct	Jan	Mar	May

Strategy 3 Details	Reviews			
<p>Strategy 3: Weekly PLCs utilizing DDI Process to increase all grade level RIT and STAAR scores. Strategy's Expected Result/Impact: RIT scores on MAP and benchmark data will increase. Staff Responsible for Monitoring: Admin., MCLs, IC, Lead teachers</p> <p>Title I: 2.4, 2.5, 2.6 - TEA Priorities: Build a foundation of reading and math, Improve low-performing schools - ESF Levers: Lever 1: Strong School Leadership and Planning, Lever 5: Effective Instruction</p>	Formative			Summative
	Oct	Jan	Mar	May
<div style="display: flex; justify-content: space-around; align-items: center;"> <div style="text-align: center;">  No Progress </div> <div style="text-align: center;">  Accomplished </div> <div style="text-align: center;">  Continue/Modify </div> <div style="text-align: center;">  Discontinue </div> </div>				

Board Goal 2: Goal 2: The percentage of 3rd grade students reading at or above grade level will increase from 35% to 45% by May 2024.

Performance Objective 3: The percentage of 2nd grade students reading at or above grade level will increase from 31% to 50% to by May 2023.

Evaluation Data Sources: MAP RIT

Strategy 1 Details	Reviews			
<p>Strategy 1: Grade level teachers will receive weekly training, coaching, and mentoring from campus Lead Teachers, campus Instructional Coach as well as the District ELAR Coordinator assigned to the campus on Tier 1 best instructional practices.</p> <p>Strategy's Expected Result/Impact: Rigorous Tier 1 instruction will be observed during walkthrough observations, student engagement will be at a rigorous level, student performance and progress will be evident in through different data points- student discourse, teacher questioning, Istation, intervention time, MAP scores</p> <p>Staff Responsible for Monitoring: Admin, MCLs, Lead Teachers, IC</p>	Formative			Summative
	Oct	Jan	Mar	May
Strategy 2 Details	Reviews			
<p>Strategy 2: High impact tutoring for all students scoring in the Approaches level or below for a minimum of 30 minutes, 4 times weekly.</p> <p>Strategy's Expected Result/Impact: Increase in RIT scores for MAP.</p> <p>Staff Responsible for Monitoring: Admin, MCLs, Lead Teachers, IC</p> <p>Title I: 2.4, 2.5, 2.6</p> <p>- TEA Priorities: Build a foundation of reading and math, Improve low-performing schools</p> <p>- ESF Levers: Lever 1: Strong School Leadership and Planning, Lever 5: Effective Instruction</p>	Formative			Summative
	Oct	Jan	Mar	May
<div style="display: flex; justify-content: space-around; align-items: center;">  No Progress  Accomplished  Continue/Modify  Discontinue </div>				

Board Goal 2: Goal 2: The percentage of 3rd grade students reading at or above grade level will increase from 35% to 45% by May 2024.





Performance Objective 4: The percentage of 3rd grade students reading at or above grade level will increase from 44% to 51% by May 2023.

Indicators of Success:

Growth (STAAR) - % of students who meet or exceed the STAAR progress measure - 2024 Goal: 75%, Growth (MAP) - % of student end of year RIT score met or exceeded individual growth projections based upon MAP - 2024 Goal: 58%, Academic Gaps - The performance of ECISD student subgroups compared to their peers across the state of Texas (Domain 3) - 2024 Goal: 51%, 3rd Grade Composite (reading and math) - % of 3rd grade students achieving the meets or exceeds standard in both reading and math on STAAR - 2024 Goal: 35%

Evaluation Data Sources: MAP RIT scores.

Strategy 1 Details	Reviews			
<p>Strategy 1: Grade level teachers will receive weekly training, coaching, and mentoring from campus Lead Teachers, campus Instructional Coach as well as the District ELAR Coordinator assigned to the campus on Tier 1 best instructional practices.</p> <p>Strategy's Expected Result/Impact: Rigorous Tier 1 instruction will be observed during walkthrough observations, student engagement will be at a rigorous level, student performance and progress will be evident in through different data points- student discourse, teacher questioning, Istation, intervention time, MAP scores</p> <p>Staff Responsible for Monitoring: Admin, MCLs, Lead Teachers, IC</p> <p>Title I: 2.4, 2.5, 2.6</p> <p>- TEA Priorities: Build a foundation of reading and math, Improve low-performing schools</p> <p>- ESF Levers: Lever 1: Strong School Leadership and Planning, Lever 5: Effective Instruction</p>	Formative			Summative
	Oct	Jan	Mar	May
Strategy 2 Details	Reviews			
<p>Strategy 2: High impact tutoring for all students scoring in the Approaches level or below for a minimum of 30 minutes, 4 times weekly.</p> <p>Strategy's Expected Result/Impact: Increase in RIT scores for MAP and STAAR EOY scores.</p> <p>Staff Responsible for Monitoring: Admin., MCLs, IC, Lead teachers</p> <p>Title I: 2.4, 2.5, 2.6</p> <p>- TEA Priorities: Build a foundation of reading and math, Improve low-performing schools</p> <p>- ESF Levers: Lever 1: Strong School Leadership and Planning, Lever 5: Effective Instruction</p>	Formative			Summative
	Oct	Jan	Mar	May

Strategy 3 Details	Reviews			
<p>Strategy 3: Weekly PLCs utilizing DDI Process to increase all grade level RIT and STAAR scores. Strategy's Expected Result/Impact: RIT scores on MAP and benchmark data will increase. Staff Responsible for Monitoring: Admin., MCLs, IC, Lead teachers</p> <p>Title I: 2.4, 2.5, 2.6 - TEA Priorities: Build a foundation of reading and math, Improve low-performing schools - ESF Levers: Lever 1: Strong School Leadership and Planning, Lever 5: Effective Instruction</p>	Formative			Summative
	Oct	Jan	Mar	May
<div style="display: flex; justify-content: space-around; align-items: center;"> <div style="text-align: center;">  No Progress </div> <div style="text-align: center;">  Accomplished </div> <div style="text-align: center;">  Continue/Modify </div> <div style="text-align: center;">  Discontinue </div> </div>				

Board Goal 2: Goal 2: The percentage of 3rd grade students reading at or above grade level will increase from 35% to 45% by May 2024.





Performance Objective 5: The percentage of 3rd grade students reading at or above grade level will increase from 44% to 51% by May 2023.

Indicators of Success:

Growth (STAAR) - % of students who meet or exceed the STAAR progress measure - 2024 Goal: 75%, Growth (MAP) - % of student end of year RIT score met or exceeded individual growth projections based upon MAP - 2024 Goal: 58%, Academic Gaps - The performance of ECISD student subgroups compared to their peers across the state of Texas (Domain 3) - 2024 Goal: 51%, 3rd Grade Composite (reading and math) - % of 3rd grade students achieving the meets or exceeds standard in both reading and math on STAAR - 2024 Goal: 35%

Evaluation Data Sources: Benchmark data and STAAR Scores.

Strategy 1 Details	Reviews			
<p>Strategy 1: Grade level teachers will receive weekly training, coaching, and mentoring from campus Lead Teachers, campus Instructional Coach as well as the District ELAR Coordinator assigned to the campus on Tier 1 best instructional practices.</p> <p>Strategy's Expected Result/Impact: Rigorous Tier 1 instruction will be observed during walkthrough observations, student engagement will be at a rigorous level, student performance and progress will be evident in through different data points- student discourse, teacher questioning, Istation, intervention time, MAP scores</p> <p>Staff Responsible for Monitoring: Admin., MCLs, IC, Lead teachers</p> <p>Title I: 2.4, 2.5, 2.6</p> <p>- TEA Priorities: Build a foundation of reading and math, Improve low-performing schools</p> <p>- ESF Levers: Lever 1: Strong School Leadership and Planning, Lever 5: Effective Instruction</p>	Formative			Summative
	Oct	Jan	Mar	May
Strategy 2 Details	Reviews			
<p>Strategy 2: High impact tutoring for all students scoring in the Approaches level or below for a minimum of 30 minutes, 4 times weekly.</p> <p>Strategy's Expected Result/Impact: Increase in RIT scores for MAP and STAAR EOY scores.</p> <p>Staff Responsible for Monitoring: Admin., MCLs, IC, Lead teachers</p> <p>Title I: 2.4, 2.5, 2.6</p>	Formative			Summative
	Oct	Jan	Mar	May

Strategy 3 Details	Reviews			
<p>Strategy 3: Weekly PLCs utilizing DDI Process to increase all grade level RIT and STAAR scores. Strategy's Expected Result/Impact: Benchmark data and STAAR Scores. Staff Responsible for Monitoring: Admin., MCLs, IC, Lead teachers</p> <p>Title I: 2.4, 2.5, 2.6 - TEA Priorities: Build a foundation of reading and math, Improve low-performing schools - ESF Levers: Lever 1: Strong School Leadership and Planning, Lever 5: Effective Instruction</p>	Formative			Summative
	Oct	Jan	Mar	May
<div style="display: flex; justify-content: space-around; align-items: center;"> <div style="text-align: center;"> No Progress</div> <div style="text-align: center;"> Accomplished</div> <div style="text-align: center;"> Continue/Modify</div> <div style="text-align: center;"> Discontinue</div> </div>				

Board Goal 2: Goal 2: The percentage of 3rd grade students reading at or above grade level will increase from 35% to 45% by May 2024.





Performance Objective 6: District policies support the effective use of standards-aligned, high quality instructional materials and assessments.

Indicators of Success:

3rd Grade Composite (reading and math) - % of 3rd grade students achieving the meets or exceeds standard in both reading and math on STAAR - 2024 Goal: 35%

Evaluation Data Sources: Data, interim assessments, SCAs, monthly assessments (Istation), formative and summative assessments, walk-throughs, observation feedback, and PLCs.

Strategy 1 Details	Reviews			
<p>Strategy 1: Data driven PLCs and holding tight to the district framework.</p> <p>Strategy's Expected Result/Impact: DDI process will be followed in all PLCs and district frameworks followed.</p> <p>Staff Responsible for Monitoring: Administrators, MCLs, Instructional Coach, Lead Teacher</p> <p>Title I: 2.4, 2.6</p> <p>- TEA Priorities: Recruit, support, retain teachers and principals, Build a foundation of reading and math, Improve low-performing schools</p> <p>- ESF Levers: Lever 2: Effective, Well-Supported Teachers, Lever 4: High-Quality Curriculum, Lever 5: Effective Instruction</p> <p>- Targeted Support Strategy</p> <p>Funding Sources: Teacher Lead Stipend - Title One School-wide - \$8,000</p>	Formative			Summative
	Oct	Jan	Mar	May
Strategy 2 Details	Reviews			
<p>Strategy 2: Teachers create lesson plans that follow the district framework with timestamps.</p> <p>Strategy's Expected Result/Impact: Teachers will follow the specificity in the lesson plans that follow the district framework.</p>	Formative			Summative
	Oct	Jan	Mar	May

Strategy 3 Details	Reviews			
<p>Strategy 3: MCLs will utilize the coaching cycle to help support all teachers.</p> <p>Strategy's Expected Result/Impact: Teachers will grow in their craft, as well as student achievement will increase across all grade levels.</p> <p>Staff Responsible for Monitoring: MCLs, Admin, and IC.</p> <p>Title I: 2.4, 2.5</p> <p>- TEA Priorities: Build a foundation of reading and math, Improve low-performing schools</p> <p>- ESF Levers: Lever 5: Effective Instruction</p>	Formative			Summative
	Oct	Jan	Mar	May
<div style="display: flex; justify-content: space-around; align-items: center;">  No Progress  Accomplished  Continue/Modify  Discontinue </div>				

Board Goal 2: Goal 2: The percentage of 3rd grade students reading at or above grade level will increase from 35% to 45% by May 2024.





Performance Objective 7: Downing has a designated time daily for Response to Intervention.

Indicators of Success:

Academic Gaps - The performance of ECISD student subgroups compared to their peers across the state of Texas (Domain 3) - 2024 Goal: 51%, 3rd Grade Composite (reading and math) - % of 3rd grade students achieving the meets or exceeds standard in both reading and math on STAAR - 2024 Goal: 35%

Evaluation Data Sources: Classroom schedules, observations, student data.

Strategy 1 Details	Reviews			
<p>Strategy 1: Teachers will use district approved intervention resources to close gaps. Strategy's Expected Result/Impact: Student gaps will begin to close in all subject areas. Staff Responsible for Monitoring: Admin., IC, MCLs</p> <p>Title I: 2.4, 2.5, 2.6 - TEA Priorities: Build a foundation of reading and math - ESF Levels: Lever 5: Effective Instruction</p>	Formative			Summative
	Oct	Jan	Mar	May
Strategy 2 Details	Reviews			
<p>Strategy 2: Teacher will provide after school tutoring for targeted students. Strategy's Expected Result/Impact: Student STAAR results will increase by May 2023. Staff Responsible for Monitoring: Admin., IC, MCLs, classroom teachers</p> <p>Title I: 2.4, 2.6 - TEA Priorities: Build a foundation of reading and math, Improve low-performing schools - ESF Levels: Lever 5: Effective Instruction Funding Sources: After school tutoring - Title One School-wide - \$40,000</p>	Formative			Summative
	Oct	Jan	Mar	May

Strategy 3 Details	Reviews			
<p>Strategy 3: High impact tutoring for all students scoring in the approaches level or below for a minimum of 30 minutes, 4 times weekly.</p> <p>Strategy's Expected Result/Impact: Increase of student RIT scores on MAP and STAAR scores in Spring assessment.</p> <p>Staff Responsible for Monitoring: Admin, MCLs, Lead Teachers, IC</p> <p>Title I: 2.4, 2.5, 2.6</p> <p>- TEA Priorities: Build a foundation of reading and math, Improve low-performing schools</p> <p>- ESF Levers: Lever 5: Effective Instruction</p>	Formative			Summative
	Oct	Jan	Mar	May
<div style="display: flex; justify-content: space-around; align-items: center;"> <div style="text-align: center;">  No Progress </div> <div style="text-align: center;">  Accomplished </div> <div style="text-align: center;">  Continue/Modify </div> <div style="text-align: center;">  Discontinue </div> </div>				





Board Goal 3: Goal 3: The percentage of high school graduates considered College, Career, or Military Ready will increase from 56% to 65% by May 2024.

Performance Objective 1: Panorama data in the area of school connectedness will increase from 71% to 80% in school data in grades 3-5.

Indicators of Success:

School Connectedness - The belief held by students that adults and peers in the school care about their learning as well as about them as individuals - 2024 Goal: 63%

Evaluation Data Sources: SchoolStatus, parent engagement meetings, open house, family nights, etc.

Strategy 1 Details	Reviews			
<p>Strategy 1: Title I funds will be utilized to assist in helping with parent engagement. Strategy's Expected Result/Impact: Parents will attend school functions. Staff Responsible for Monitoring: Admin.</p> <p>Title I: 4.2 - TEA Priorities: Improve low-performing schools - ESF Levers: Lever 3: Positive School Culture</p>	Formative			Summative
	Oct	Jan	Mar	May
<div style="display: flex; justify-content: space-around; align-items: center;">  No Progress  Accomplished  Continue/Modify  Discontinue </div>				





Board Goal 3: Goal 3: The percentage of high school graduates considered College, Career, or Military Ready will increase from 56% to 65% by May 2024.

Performance Objective 2: One hundred percent of the campus 4-5th grade teachers will implement one AVID strategy each month for students in grades 4-5th for the 2022-2023 school year.

Indicators of Success:

Academic Gaps - The performance of ECISD student subgroups compared to their peers across the state of Texas (Domain 3) - 2024 Goal: 51%, College, Career, and Military Readiness - % of current seniors meeting at least one accountability indicator by the fall of their senior year - 2024 Goal: 27%, School Connectedness - The belief held by students that adults and peers in the school care about their learning as well as about them as individuals - 2024 Goal: 63%

Evaluation Data Sources: Walkthroughs and coaching

Strategy 1 Details	Reviews			
Strategy 1: Have AVID come out to do an after school training for teachers to learn to implement AVID strategies well. Strategy's Expected Result/Impact: Increased engagement and rigor in classrooms. Staff Responsible for Monitoring: Admin, MCLs, IC, Lead Teachers	Formative			Summative
	Oct	Jan	Mar	May
<div style="display: flex; justify-content: space-around; align-items: center;">  No Progress  Accomplished  Continue/Modify  Discontinue </div>				

Board Goal 3: Goal 3: The percentage of high school graduates considered College, Career, or Military Ready will increase from 56% to 65% by May 2024.





Performance Objective 3: Campus leadership and teachers will conference with all 3rd-5th grade students about performance goals and progress at least twice a year by May 2023.

Indicators of Success:

College, Career, and Military Readiness - % of current seniors meeting at least one accountability indicator by the fall of their senior year - 2024 Goal: 27%, School Connectedness - The belief held by students that adults and peers in the school care about their learning as well as about them as individuals - 2024 Goal: 63%

Evaluation Data Sources: Admin and teachers

Strategy 1 Details	Reviews			
<p>Strategy 1: Campus leadership will meet with students in 3rd-5th grade students after the beginning of year and middle of year MAP assessments, before STAAR assessment to review performance/progress and set new goals.</p> <p>Strategy's Expected Result/Impact: Increased student participation, organization, performance, and accountability.</p> <p>Staff Responsible for Monitoring: Teachers and Admin.</p> <p>Title I: 2.5, 2.6</p> <p>- TEA Priorities: Connect high school to career and college, Improve low-performing schools</p> <p>- ESF Levers: Lever 3: Positive School Culture, Lever 5: Effective Instruction</p>	Formative			Summative
	Oct	Jan	Mar	May
Strategy 2 Details	Reviews			
<p>Strategy 2: All 3-5th grade students will use AVID planners to track their classwork and goals.</p> <p>Strategy's Expected Result/Impact: Increased student participation, organization, performance, and accountability.</p> <p>Staff Responsible for Monitoring: Teachers and admin.</p> <p>Title I: 2.5, 2.6</p> <p>- TEA Priorities: Connect high school to career and college, Improve low-performing schools</p> <p>- ESF Levers: Lever 3: Positive School Culture, Lever 5: Effective Instruction</p>	Formative			Summative
	Oct	Jan	Mar	May

Strategy 3 Details	Reviews			
<p>Strategy 3: Title 1 parent engagement activities will be prioritized for training and collaborating with parents on instruction, behavior, and SEL.</p> <p>Strategy's Expected Result/Impact: Title 1 documentation, sign in sheets, agendas, powerpoints</p> <p>Staff Responsible for Monitoring: Admin.</p> <p>Title I: 2.5, 2.6, 4.2</p> <p>- TEA Priorities: Connect high school to career and college, Improve low-performing schools</p> <p>- ESF Levers: Lever 1: Strong School Leadership and Planning, Lever 3: Positive School Culture, Lever 5: Effective Instruction</p>	Formative			Summative
	Oct	Jan	Mar	May
<div style="display: flex; justify-content: space-around; align-items: center;">  No Progress  Accomplished  Continue/Modify  Discontinue </div>				

Board Goal 3: Goal 3: The percentage of high school graduates considered College, Career, or Military Ready will increase from 56% to 65% by May 2024.





Performance Objective 4: The 7 Mindsets SEL curriculum will be implemented each Monday and referenced throughout the week.

Indicators of Success:

Attendance - % of student daily attendance - 2024 Goal: 95%, Academic Gaps - The performance of ECISD student subgroups compared to their peers across the state of Texas (Domain 3) - 2024 Goal: 51%, School Connectedness - The belief held by students that adults and peers in the school care about their learning as well as about them as individuals - 2024 Goal: 63%

Evaluation Data Sources: Counselor

Strategy 1 Details	Reviews			
<p>Strategy 1: After morning announcements on Mondays, classroom teachers will spend 15-20 minutes on 7 SEL Mindset lessons with their students.</p> <p>Strategy's Expected Result/Impact: Reduction discipline referrals, behavior observations, increased student engagement in instruction</p> <p>Staff Responsible for Monitoring: Counselor, Admin., Teachers</p> <p>Title I: 2.5, 2.6</p> <p>- TEA Priorities: Build a foundation of reading and math, Connect high school to career and college, Improve low-performing schools</p> <p>- ESF Levers: Lever 3: Positive School Culture, Lever 5: Effective Instruction</p>	Formative			Summative
	Oct	Jan	Mar	May
Strategy 2 Details	Reviews			
<p>Strategy 2: Staff members and leadership will use the strategies learning during 7 Mindset lessons when conferencing with a student about misbehavior and redirect.</p> <p>Strategy's Expected Result/Impact: Change student behavior with a more positive interaction.</p> <p>Staff Responsible for Monitoring: Counselor, Admin., Teachers</p>	Formative			Summative
	Oct	Jan	Mar	May

Strategy 3 Details	Reviews			
<p>Strategy 3: School counselor will lead some character and SEL trainings for teachers.</p> <p>Strategy's Expected Result/Impact: Help teachers build on their SEL repertoire.</p> <p>Staff Responsible for Monitoring: Counselor and teachers</p> <p>Title I: 2.5, 2.6</p> <p>- TEA Priorities: Connect high school to career and college, Improve low-performing schools</p> <p>- ESF Levers: Lever 3: Positive School Culture, Lever 5: Effective Instruction</p>	Formative			Summative
	Oct	Jan	Mar	May
<div style="display: flex; justify-content: space-around; align-items: center;"> <div style="text-align: center;">  No Progress </div> <div style="text-align: center;">  Accomplished </div> <div style="text-align: center;">  Continue/Modify </div> <div style="text-align: center;">  Discontinue </div> </div>				

Board Goal 3: Goal 3: The percentage of high school graduates considered College, Career, or Military Ready will increase from 56% to 65% by May 2024.

Performance Objective 5: Panorama data in the area of Feedback and Coaching will increase from 58% to 65% for staff and 32% to 45% for teachers.

Indicators of Success:

School Connectedness - The belief held by students that adults and peers in the school care about their learning as well as about them as individuals - 2024 Goal: 63%

Evaluation Data Sources: Walkthroughs, Coaching, PLCs, grade level meetings, panorama survey, campus climate surveys.