



NUECES COUNTY HOSPITAL DISTRICT

Administrative Offices

555 N. Carancahua Street, Suite 950
Corpus Christi, Texas 78401-0835

Phone: (361) 808-3300
Fax: (361) 808-3274

To: Board of Managers

From: Jonny F. Hipp, Administrator

Subject: Operating and Capital Budgets for Fiscal Year 2021

Date: September 1, 2020

Attached for your review and approval consideration is the Hospital District's Fiscal Year 2021 (October 1, 2020 through September 30, 2021) Budget for the General Fund. The Budget is comprised of the Operating and Capital Budgets. Also included are individual budgets for the Tobacco Fund and Indigent Care Fund. The following are key items included in the Operating Budget.

REVENUES

We are using a tax rate of **\$0.111824**, which is 3% above the no-new-revenue tax. The appraisal value for FY 2021 is **\$33,447,505,059**. This new value with the tax rate will generate revenues of **\$34,531,245** for the Hospital District. This is an increase in current property revenues of **\$1,256,441** compared to last year's budget. A 94% collection rate has been applied, as well as a \$1,375,000 contingency for certain expected refinery related tax refunds.

Spohn Corporate Member Revenue of **\$80,491,652** is included in this year's revenue, a decrease of \$4,008,348 compared to last year's budget. RHP anchor allocation revenue is estimated at **\$120,000**.

EXPENSES

Budgeted expenditures for FY 2021 are **\$139,667,661**. The principal expenditures are: (1) intergovernmental transfers of **\$117,934,272**, (2) County health services expenditures of **\$15,698,129**, (3) salaries expense of **\$1,525,704**; and (4) legal and professional fees of **\$1,962,500**.

**NUECES COUNTY HOSPITAL DISTRICT
FISCAL YEAR 2021 BUDGET
TABLE OF CONTENTS**

I. SUMMARY BUDGET - GENERAL FUND	Page 1
II. FOOTNOTES TO BUDGET.....	Page 2
III. BUDGET OF GENERAL FUND BY DEPARTMENT	Page 4
IV. SUMMARY BUDGET - SPECIAL REVENUE (TOBACCO FUND).....	Page 5
V. SUMMARY BUDGET - SPECIAL REVENUE (INDIGENT CARE FUND)	Page 6
VI. CONSOLIDATED BUDGET.....	Page 7
VII. EXHIBIT A - TAX COLLECTIONS ANALYSIS.....	Page 8
VIII. EXHIBIT B - GENERAL FUND - CASH FLOW SCHEDULE.....	Page 9
IX. EXHIBIT C - COUNTY HEALTHCARE EXPENDITURES	Page 10
X. EXHIBIT D - BUDGETED CAPITAL ASSETS	Page 11
XI. EXHIBIT E - TAX COLLECTOR AD VALOREM TAX FEES ANALYSIS	Page 12
XII. EXHIBIT F – INTERGOVERNMENTAL TRANSFER NEEDS BY PROVIDER	Page 13
XIII. ADOPTED TAX RATE HISTORY CHART	Page 14
XIV. BUDGETED REVENUE PIE CHART	Page 15
XV. BUDGETED EXPENSE PIE CHART	Page 16
XVI. FUND BALANCE HISTORY CHART.....	Page 17

TAX RATE: 0.111824

8/28/2020

9:47 AM

NUECES COUNTY HOSPITAL DISTRICT
BUDGET - GENERAL FUND
FOR THE YEAR ENDING SEPTEMBER 30, 2021

	Column 1		Column 2		Column 3	Column 4		Column 5	
	Fiscal 2021 Budget		Fiscal 2020 Budget		Budget 2021 vs. 2020	Fiscal 2020 Est. Actual		Est. Act vs F2021 Bud	
Explanation									
REVENUES									
Property Taxes:									
1 Current	34,531,245	29.89%	33,274,804	27.98%	1,256,441	33,835,934	28.98%	695,310	Note 1
2 Delinquent	(0)	0.00%	(0)	0.00%	(0)	550,803	0.47%	(550,803)	Note 2
3 Penalties & Interest	345,312	0.30%	332,748	0.28%	12,564	319,941	0.27%	25,371	
4 Total Property Tax Revenue	34,876,557	30.19%	33,607,552	28.26%	1,269,005	34,706,678	29.73%	169,879	
5 Spohn Corporate Member Revenue & LPPF Program	80,491,652	69.68%	84,500,000	71.06%	(4,008,348)	81,289,383	69.63%	(797,731)	Note 3
6 Investment Income	27,910	0.02%	506,937	0.43%	(479,026)	579,177	0.50%	(551,267)	Note 4
7 Other Income	120,000	0.10%	300,000	0.25%	(180,000)	171,295	0.15%	(51,295)	
8 Total Other Revenues	80,639,562	69.81%	85,306,937	71.74%	(4,667,374)	82,039,855	70.27%	(1,400,293)	
9 TOTAL REVENUES	115,516,119	100%	118,914,489	100%	(3,398,369)	116,746,534	100%	(1,230,414)	
OPERATING EXPENSES									
10 Intergovernment Transfers	117,934,272	84.44%	114,835,114	89.23%	3,099,158	102,480,973	88.73%	15,453,299	Note 5
11 County Healthcare Services	15,698,129	11.24%	8,531,039	6.63%	7,167,090	8,035,704	6.96%	7,662,425	Note 6
12 Salaries	1,525,704	1.09%	1,439,022	1.12%	86,682	1,250,458	1.08%	275,246	Note 7
13 Benefits	703,257	0.50%	653,222	0.51%	50,034	633,292	0.55%	69,965	Note 8
14 Legal & Professional Fees	1,962,500	1.41%	1,610,000	1.25%	352,500	1,600,992	1.39%	361,508	Note 9
15 Purchased Services	559,800	0.40%	480,500	0.37%	79,300	434,599	0.38%	125,201	Note 10
16 Tax Assessor / Appraisal Collection Fees	720,000	0.52%	695,000	0.54%	25,000	629,727	0.55%	90,273	Note 11
17 Supplies & Materials	21,000	0.02%	19,400	0.02%	1,600	24,233	0.02%	(3,233)	
18 Rent & Leases	146,500	0.10%	133,000	0.10%	13,500	135,151	0.12%	11,349	Note 12
19 Repairs & Maintenance	9,000	0.01%	7,500	0.01%	1,500	4,180	0.00%	4,820	
20 Telephone & Utilities	61,500	0.04%	42,450	0.03%	19,050	49,214	0.04%	12,286	
21 Insurance	26,000	0.02%	25,300	0.02%	700	21,090	0.02%	4,910	Note 13
22 Administrative & General	168,000	0.12%	63,600	0.05%	104,400	60,252	0.05%	107,748	
23 Capital Outlay	127,000	0.09%	162,000	0.13%	(35,000)	134,628	0.12%	(7,628)	Note 14
24 Extraordinary	5,000	0.00%	5,000	0.00%	0	536	0.00%	4,464	
25 TOTAL EXPENDITURES	139,667,661	100%	128,702,147	100%	10,965,514	115,495,029	100%	24,172,633	
EXCESS (DEFICIENCY) OF REVENUES OVER EXPENDITURES BEFORE OTHER SOURCES & USES	(24,151,542)		(9,787,659)		(14,363,883)	1,251,505		(25,403,047)	
NON-OPERATING SOURCES (USES)									
27 Operating Transfer In (Tobacco Fund)	550,000		600,000		(50,000)	661,000		(111,000)	
28 Operating Transfer Out (Indigent Care Fund)	0				0	0		0	
TOTAL EXCESS (DEFICIENCY) OF REVENUES OVER EXPENDITURES	(23,601,542)		(9,187,659)		(14,413,883)	1,912,505		(25,514,047)	
30 FUND BALANCE, BEGINNING OF PERIOD *	47,608,832		33,916,185			45,696,327			
31 FUND BALANCE, END OF PERIOD	24,007,290		24,728,526			47,608,832			

* Note: Projected beginning fund balance includes an estimated \$35.2 million in committed funds

FOOTNOTES TO 2021 BUDGET:

1. The proposed tax rate is **0.111824**, which is 3% above the no-new-revenue tax rate. Property values are increasing 3.92% from **\$32,185,218,280** to **\$33,447,505,059**. The tax rate and new valuation will generate revenues of **\$37,402,338**. With a collection rate of 94%, our budgeted cash collections are expected to be **\$34,531,245**. Timing of the collections is based on historical trends. **See Exhibit A - Tax Collections Analysis.**
2. No delinquent tax is budgeted this year. Property value lawsuits from fiscal years 2017 through 2019 have yet to be settled. The total expected tax refund from these lawsuits is estimated at \$1,375,000.
3. **Spohn Corporate Member Revenue** is calculated annually and is stated as a percentage of Spohn's Nueces County facilities' net patient revenue exclusive of any federal funds. **Local Provider Participation Fund (LPPF)** revenues result from mandatory payment assessments made by the District on private hospitals located in the County; the revenues can only be used for on specified Medicaid supplemental payment program intergovernmental transfers. The LPPF must be authorized before the mandatory payment can be assessed.

Corporate Member Revenue	\$6,500,000
LPPF	73,991,652
Total	<u>\$80,491,652</u>

4. **Investment income** is budgeted based on cash outflows (expenses) and cash inflows (revenue). The interest rate is budgeted 0.05%. **See Exhibit B - Cash Flow Schedule.**
5. **Intergovernmental Transfers** are estimated to be the following, subject to receipt of the LPPF revenues described above.

Region 4 Providers	\$116,466,172
Health Department	1,208,100
Anchor Expense & Monitoring	260,000
Total IGT's	<u>\$117,934,272</u>

See Exhibit F - Intergovernmental Transfer Needs by Provider.

6. **County Healthcare** related expenditures have increased \$7,167,090 in total compared to prior year budget. **See Exhibit C – County Healthcare Expenditures**
7. **Salaries** are budgeted with 3% increases for 22 staff and goal achievement payments for Administrator.
8. **Benefits** are budgeted with no increase in health insurance premiums from last year.
9. **Legal and Professional Fees** are budgeted as follows:

<u>Legal Services</u>	
General Counsel/Litigation	\$440,000
Indigent Care/Waiver/MMC	425,000
Miscellaneous	91,000
Total Legal	<u>\$956,000</u>

<u>Other Professional Fees</u>	
Audit Services	\$25,500
Waiver Consulting	150,000
ACS Consulting	60,000
Mental Health Collaborative	500,000
Engineering Services	90,000
Enrollment Outreach Consulting	100,000
Eligibility Dept Consulting	50,000
Salary Study	15,000
Miscellaneous	16,000
Total Professional	\$1,006,500

10. **Purchased Services** are as follows:

Claims Management Svc	\$261,000	(TMF, Scriptcare, Electronic clearing house)
Security Service	94,000	(HPG Clinic)
Computer Tech Service	94,100	
Maintenance Contracts	81,100	(Software, networks)
File/Equipment Storage	7,700	
Fraud Investigation Svcs	1,400	
Copy/Binding	3,500	
Other	17,000	(Payroll Services, Courier, Misc.)
Total	\$559,800	

11. The following are the breakdown in costs for the **Tax Appraiser and Appraisal Collection Fees**:

Tax Assessor Fees	\$270,000	(Based on # of parcels and est. rate per parcel)
Appraisal Collection Fees	450,000	(Per Tax Appraisal District budget estimate)
Total	\$720,000	

See Exhibit E for Tax Fees Analysis.

12. **Rents and Leases** are as follows:

Office Lease	\$125,000
Equipment Lease	21,500
Total	\$146,500

13. **Insurance** Premiums are as follows:

General Liability	\$5,500
Property	19,200
Auto	1,300
Total	\$26,000

14. Please **See Exhibit D** for a complete list of **Capital Expenditures Budgeted**.

NUECES COUNTY HOSPITAL DISTRICT
BUDGET OF GENERAL FUND BY DEPARTMENT
FOR THE YEAR ENDING SEPTEMBER 30, 2021

General Fund					
Explanation	Eligibility	Administration	County Sves	Tax Collection	Total
REVENUES					
Property Taxes	0	0	0	34,876,557	34,876,557
Spohn Corporate Member Revenue & LPPF Program	80,491,652	0	0	0	80,491,652
Investment Income	0	27,910	0	0	27,910
Other Income	0	120,000	0	0	120,000
TOTAL REVENUES	80,491,652	147,910	0	34,876,557	115,516,119
OPERATING EXPENSES					
Intergovernmental Transfers	116,466,172	260,000	1,208,100	0	117,934,272
County Healthcare Services	0	0	15,698,129	0	15,698,129
Salaries	970,018	555,685	0	0	1,525,704
Benefits	510,117	193,139	0	0	703,257
Legal & Professional Fees	313,000	1,149,500	500,000	0	1,962,500
Purchased Services	489,550	70,250	0	0	559,800
Tax Assesor / Appraisal Collection Fees	0	0	0	720,000	720,000
Supplies & Materials	11,500	9,500	0	0	21,000
Rent & Leases	8,000	138,500	0	0	146,500
Repairs & Maintenance	2,000	7,000	0	0	9,000
Telephone & Utilities	26,700	34,800	0	0	61,500
Insurance	0	26,000	0	0	26,000
Administrative & General	112,300	54,700	0	1,000	168,000
Capital Outlay	32,000	95,000	0	0	127,000
Extraordinary/Tax Refund	500	4,500	0	0	5,000
TOTAL EXPENDITURES	118,941,858	2,598,575	17,406,229	721,000	139,667,661
EXCESS (DEFICIENCY) OF REVENUES OVER EXPENDITURES BEFORE OTHER SOURCES & USES	(38,450,206)	(2,450,665)	(17,406,229)	34,155,557	(24,151,542)
NON-OPERATING SOURCES (USES)					
Operating Transfers In	0	0	0	0	550,000
Operating Transfers Out	0	0	0	0	0
TOTAL EXCESS (DEFICIENCY) OF REVENUES OVER EXPENDITURES	(38,450,206)	(2,450,665)	(17,406,229)	34,155,557	(23,601,542)
FUND BALANCE, BEGINING OF PERIOD					47,608,832
FUND BALANCE, END OF PERIOD					24,007,290

NUECES COUNTY HOSPITAL DISTRICT
BUDGET - TOBACCO FUND
FOR THE YEAR ENDING SEPTEMBER 30, 2021

Explanation	Oct	Nov	Dec	Jan	Feb	Mar	Apr	May	Jun	Jul	Aug	Sep	Fiscal 2021 Budget
SPECIAL REVENUE FUND													
TOBACCO FUND - 203													
REVENUES													
Investment Income	0	0	0	0	0	0	0	0	0	0	0	0	0
Tobacco Income (From State)	0	0	0	0	0	0	550,000	0	0	0	0	0	550,000
OTHER FINANCING SOURCES(USES)													
Operating Transfers In - Indigent Care Fund	0	0	0	0	0	0	0	0	0	0	0	0	0
Operating Transfer Out - County Health Expenditures	0	0	0	0	0	0	(550,000)	0	0	0	0	0	(550,000)
EXCESS (DEFICIENCY) OF REVENUES OVER EXPENDITURES	0	0	0	0	0	0	0	0	0	0	0	0	0
FUND BALANCE, BEGINNING OF PERIOD	0	0	0	0	0	0	0	0	0	0	0	0	0
FUND BALANCE, END OF PERIOD	0	0	0	0	0	0	0	0	0	0	0	0	0

NUECES COUNTY HOSPITAL DISTRICT
BUDGET - INDIGENT CARE FUND
FOR THE YEAR ENDING SEPTEMBER 30, 2021

Explanation	Oct	Nov	Dec	Jan	Feb	Mar	Apr	May	Jun	Jul	Aug	Sep	Fiscal 2021 Budget
SPECIAL REVENUE FUND:													
INDIGENT CARE FUND - 205													
REVENUES													
Investment Income	7,022	7,023	7,024	7,025	7,025	7,026	7,027	7,028	7,029	7,030	7,031	7,032	84,321
EXPENDITURES													
	0	0	0	0	0	0	0	0	0	0	0	0	0
TOTAL EXPENDITURES	0	0	0	0	0	0	0	0	0	0	0	0	0
OTHER FINANCING SOURCES(USES)													
Operating Transfers In(Out)	0	0	0	0	0	0	0	0	0	0	0	0	0
EXCESS (DEFICIENCY) OF REVENUES OVER EXPENDITURES	7,022	7,023	7,024	7,025	7,025	7,026	7,027	7,028	7,029	7,030	7,031	7,032	84,321
FUND BALANCE, BEGINNING OF PERIOD	56,324,272	56,331,294	56,338,317	56,345,341	56,352,365	56,359,391	56,366,417	56,373,444	56,380,472	56,387,501	56,394,531	56,401,562	56,324,272
FUND BALANCE, END OF PERIOD	56,331,294	56,338,317	56,345,341	56,352,365	56,359,391	56,366,417	56,373,444	56,380,472	56,387,501	56,394,531	56,401,562	56,408,594	56,408,594

NUECES COUNTY HOSPITAL DISTRICT
CONSOLIDATED BUDGET - FOR THE GENERAL FUND, &
SPECIAL REVENUE-TOBACCO & INDIGENT CARE FUNDS
FOR THE YEAR ENDING SEPTEMBER 30, 2021

	Explanation	General Fund	Tobacco Fund	Indigent Care Fund	Total
	REVENUES				
1	Property Taxes	34,876,557	0	0	34,876,557
2	Spohn Corporate Member Revenue & LPPF Program	80,491,652	0	0	80,491,652
3	Investment Income	27,910	0	84,321	112,231
4	Other Income	120,000	0	0	120,000
5	Tobacco Income	0	550,000	0	550,000
6	TOTAL REVENUES	115,516,119	550,000	84,321	116,150,440
	OPERATING EXPENSES				
7	Intergovernmental Transfers	117,934,272	0	0	117,934,272
8	County Healthcare Services	15,698,129	0	0	15,698,129
9	Salaries	1,525,704	0	0	1,525,704
10	Benefits	703,257	0	0	703,257
11	Legal & Professional Fees	1,962,500	0	0	1,962,500
12	Purchased Services	559,800	0	0	559,800
13	Tax Assessor / Appraisal Collection Fees	720,000	0	0	720,000
14	Supplies & Materials	21,000	0	0	21,000
15	Rent & Leases	146,500	0	0	146,500
16	Repairs & Maintenance	9,000	0	0	9,000
17	Telephone & Utilities	61,500	0	0	61,500
18	Insurance	26,000	0	0	26,000
19	Administrative & General	168,000	0	0	168,000
20	Capital Outlay	127,000	0	0	127,000
21	Extraordinary/Tax Refund	5,000	0	0	5,000
22	Debt Service	0	0	0	0
23	TOTAL EXPENDITURES	139,667,661	0	0	139,667,661
24	EXCESS (DEFICIENCY) OF REVENUES OVER EXPENDITURES BEFORE OTHER SOURCES & USES	(24,151,542)	550,000	84,321	(23,517,221)
	NON-OPERATING SOURCES (USES)				
25	Operating Transfers In	550,000	0	0	550,000
26	Operating Transfers Out	0	(550,000)	0	(550,000)
27	TOTAL EXCESS (DEFICIENCY) OF REVENUES OVER EXPENDITURES	(23,601,542)	0	84,321	(23,517,221)
28	FUND BALANCE, BEGINING OF PERIOD *	47,608,832	0	56,324,272	103,933,104
29	FUND BALANCE, END OF PERIOD	24,007,290	0	56,408,594	80,415,883

* Note: Projected beginning fund balance includes an estimated \$35.2 million in committed funds

Nueces County Hospital District
Current Tax Collections Analysis
For the Year Ending September 30, 2021

EXHIBIT A

	<u>2020</u>	<u>2019</u>	<u>2018</u>	<u>2017</u>	<u>2016</u>	<u>2015</u>	<u>2014</u>
Current Tax Levy	36,214,798	35,560,218	35,037,066	34,698,916	33,268,991	32,737,721	32,699,744
Current Tax Revenue Budget	33,274,804	32,704,041	32,499,531	32,111,476	30,956,418	30,601,368	30,503,795
Current Tax Collections	34,277,591	34,335,718	32,784,311	33,282,586	31,404,039	31,656,202	31,469,600
Amount Remitted to Reinvestment Zone	(452,880)	(441,463)	(444,427)	(429,868)	(400,562)	(364,696)	(346,449)
Net Current Tax Collections	33,824,712	33,894,256	32,339,884	32,852,718	31,003,477	31,291,506	31,123,152
% Collected of Levy	93.40%	95.32%	92.30%	94.68%	93.19%	95.58%	95.18%

EXHIBIT B

NUECES COUNTY HOSPITAL DISTRICT
BUDGET - GENERAL FUND
FOR THE YEAR ENDING SEPTEMBER 30, 2021
CASH FLOWS/INTEREST PROJECTION

	Oct	Nov	Dec	Jan	Feb	Mar	Apr	May	Jun	Jul	Aug	Sep	Totals
BEGINNING CASH	53,829,406	57,997,679	53,189,709	57,349,885	59,197,334	72,744,907	75,780,813	80,741,646	75,104,764	71,344,175	44,312,918	25,589,912	53,829,406
DEPOSITS:													
Tax Deposits	4,580,224	4,729,385	3,892,954	11,049,434	9,027,033	631,809	373,051	234,518	243,329	40,049	47,892	26,900	34,876,557
Spohn Corporate Member	6,707,638	6,707,638	6,707,638	6,707,638	6,707,638	6,707,638	6,707,638	6,707,638	6,707,638	6,707,638	6,707,638	6,707,634	80,491,652
Other Deposits	0	0	0	0	120,000	0	0	0	0	0	0	0	120,000
Transfers In	0	0	0	0	0	0	0	550,000	0	0	0	0	550,000
TOTAL DEPOSITS	11,287,862	11,437,023	10,600,572	17,757,072	15,854,671	7,339,447	7,080,689	7,492,156	6,950,967	6,747,687	6,755,530	6,734,534	116,038,209
WITHDRAWALS:													
Accounts Payable Pmts	(692,680)	(566,212)	(527,686)	(552,494)	(630,006)	(509,595)	(443,650)	(424,263)	(421,711)	(429,992)	(418,667)	(418,303)	(6,035,260)
Intergovernmental Transfers	(3,791,658)	(13,288,931)	(4,847,984)	(14,292,625)	(612,663)	(2,730,199)	(612,663)	(11,641,000)	(9,225,915)	(32,283,913)	(23,994,058)	(612,663)	(117,934,272)
County Services Funding	(2,637,238)	(2,392,234)	(1,066,911)	(1,066,861)	(1,066,861)	(1,066,861)	(1,066,861)	(1,066,861)	(1,066,861)	(1,066,861)	(1,066,861)	(1,066,858)	(15,698,129)
Other Transfers Out	0	0	0	0	0	0	0	0	0	0	0	0	0
TOTAL WITHDRAWALS	(7,121,576)	(16,247,377)	(6,442,581)	(15,911,980)	(2,309,530)	(4,306,655)	(2,123,174)	(13,132,124)	(10,714,487)	(33,780,766)	(25,479,586)	(2,097,824)	(139,667,661)
END CASH BEFORE INTEREST	57,995,693	53,187,325	57,347,699	59,194,977	72,742,474	75,777,699	80,738,328	75,101,678	71,341,244	44,311,097	25,588,861	30,226,622	30,199,954
INTEREST	1,986	2,383	2,186	2,357	2,433	3,114	3,318	3,086	2,932	1,821	1,052	1,242	27,910
ENDING CASH	57,997,679	53,189,709	57,349,885	59,197,334	72,744,907	75,780,813	80,741,646	75,104,764	71,344,175	44,312,918	25,589,912	30,227,864	30,227,864

Nueces County Hospital District
County Healthcare Department Expenditures
For the Year Ending September 30, 2020

EXHIBIT C

	Program	Budget 2020	Budget 2021	Difference
	<u>Intergovernmental Transfers</u>			
1a	Health Department - Intergovernmental Transfers *	1,208,100	1,208,100	0
	<u>County Healthcare Services</u>			
1b	Health Department (Operating Expenditures) *	591,200	693,200	102,000
2	Emergency Medical Services	500,000	500,000	0
3	Nueces Center for Mental Health & Intellectual Disabilities	969,129	969,129	0
4	MHID - Jail Programs (Jail Div, CIT, Jail Based Comp)	2,500,000	4,600,000	2,100,000
5	Juvenile Detention Center-Health Services	355,000	355,000	0
6	County Jail Healthcare Services	3,476,996	5,250,800	1,773,804
7a	Alcohol and Drug Rehabilitation Center (Cenikor)	55,000	60,000	5,000
7b	Council on Alcohol & Drug Abuse	28,714	50,000	21,286
7c	Palmer Drug Abuse Program	5,000	0	(5,000)
8	County Juvenile and Adult Diabetes Program	50,000	50,000	0
9	Public Health Grants	0	170,000	170,000
10	Alternate Care Site Funding	0	3,000,000	3,000,000
	Subtotal	8,531,039	15,698,129	7,167,090
	Subtotal County Services	9,739,139	16,906,229	7,167,090
	<u>Professional Fees</u>			
11	Consulting (Behavioral Health)	500,000	500,000	0
	Grand Total County Services Department	10,239,139	17,406,229	7,167,090

* Note - Total Health Department For Budget 2021 = \$1,901,300 up from \$1,799,300 for Budget 2020.

Nueces County Hospital District
 Budgeted Capital Assets
 For The Year Ending September 30, 2021

EXHIBIT D

	<u>DESCRIPTION</u>	<u>AMOUNT</u>
<u>GENERAL FUND</u>		
<u>Eligibility</u>	Major Movable Equipment	\$2,000
	Software Upgrades	\$25,000
	Computer Contingency	<u>\$5,000</u>
	Total Eligibility	<u>\$32,000</u>
<u>Administration</u>	Phone System Contingency	\$40,000
	Website Upgrades	\$50,000
	Computer Contingency	<u>\$5,000</u>
	Total Administration	<u>\$95,000</u>
	Total General Fund Capital Budget	<u>\$127,000</u>

Nueces County Hospital District
Tax Collector Ad Valorem Tax Fees Analysis
For the Year Ending September 30, 2021

EXHIBIT E

	<u>FY2015</u>	<u>FY2016</u>	<u>FY2017</u>	<u>FY2018</u>	<u>FY2019</u>	<u>FY2020</u>	<u>Avg Coll</u>	<u>Budget FY2021</u>
October	59,204	60,581	61,852	57,448	90,537	95,979	29.0%	78,363
November	44,660	41,847	44,385	49,232	15,604	12,377	13.9%	37,504
December	29,982	28,719	28,301	26,631	38,147	20,960	11.7%	31,478
January	49,947	44,919	44,467	47,762	47,575	42,916	18.8%	50,649
February	39,405	32,716	30,815	37,044	32,014	26,837	13.4%	36,174
March	7,267	6,248	6,797	10,701	6,653	5,340	2.9%	7,812
April	4,336	3,155	4,157	7,264	3,752	18,689	2.9%	7,742
May	2,131	3,050	6,091	7,993	9,730	2,589	2.1%	5,752
June	3,172	3,784	2,234	5,559	0	2,875	1.2%	3,200
July	18,861	20,390	19,396	4,496	0	0	4.2%	11,325
August	0	0	0	0	0	0	0.0%	0
September	0	0	0	0	0	0	0.0%	0
Total	258,964	245,411	248,494	254,129	244,011	228,561	100.0%	270,000
Per Parcel Fee	\$1.4863	\$1.3600	\$1.3633	\$1.3881	\$1.3314	\$1.1372		\$1.3361

Increase

18.13%

NUECES COUNTY HOSPITAL DISTRICT
Medicaid IGT Needs by Provider & Non-Provider
FYE 9/30/21

Provider	UC	DSRIP	DSH	NAIP	UHRIP	IGT Amount	Expected Payments
Spohn - Corpus Christi	20,422,192	17,963,972	15,182,781	7,351,958	7,855,705	68,776,608	174,217,598
Spohn - Alice	3,664,058	812,720			1,061,297	5,538,075	14,087,854
Spohn - Beeville	1,809,690	445,860			1,060,590	3,316,140	8,279,009
Spohn - Kleberg	2,522,263	228,953			959,786	3,711,002	9,348,671
Spohn SubTotal	28,418,203	19,451,505	15,182,781	7,351,958	10,937,378	81,341,825	205,933,132
City/County Health Dept.		1,208,100				1,208,100	2,186,211
Corpus Christi Med. Ctr.	7,123,786	3,562,289			7,792,512	18,478,587	47,619,078
Driscoll Children's Hosp.	688,918	13,305,440				13,994,358	39,372,808
DeTar Healthcare					2,362,558	2,362,558	5,297,895
All Others SubTotal	7,812,704	18,075,829	-	-	10,155,070	36,043,603	94,475,992
All Providers in Nueces SDA					288,844	288,844	647,275
Spohn & All Others SubTotal	36,230,907	37,527,334	15,182,781	7,351,958	21,381,292	117,674,272	301,056,399
Non-Provider							
NCHD - Anchor Costs						60,000	120,000
NCHD - Waiver Monitoring Fee						200,000	-
NCHD SubTotal					-	260,000	120,000
Total	36,230,907	37,527,334	15,182,781	7,351,958	21,381,292	117,934,272	301,176,399

Notes:

"UC" - Uncompensated care (Hospitals only)

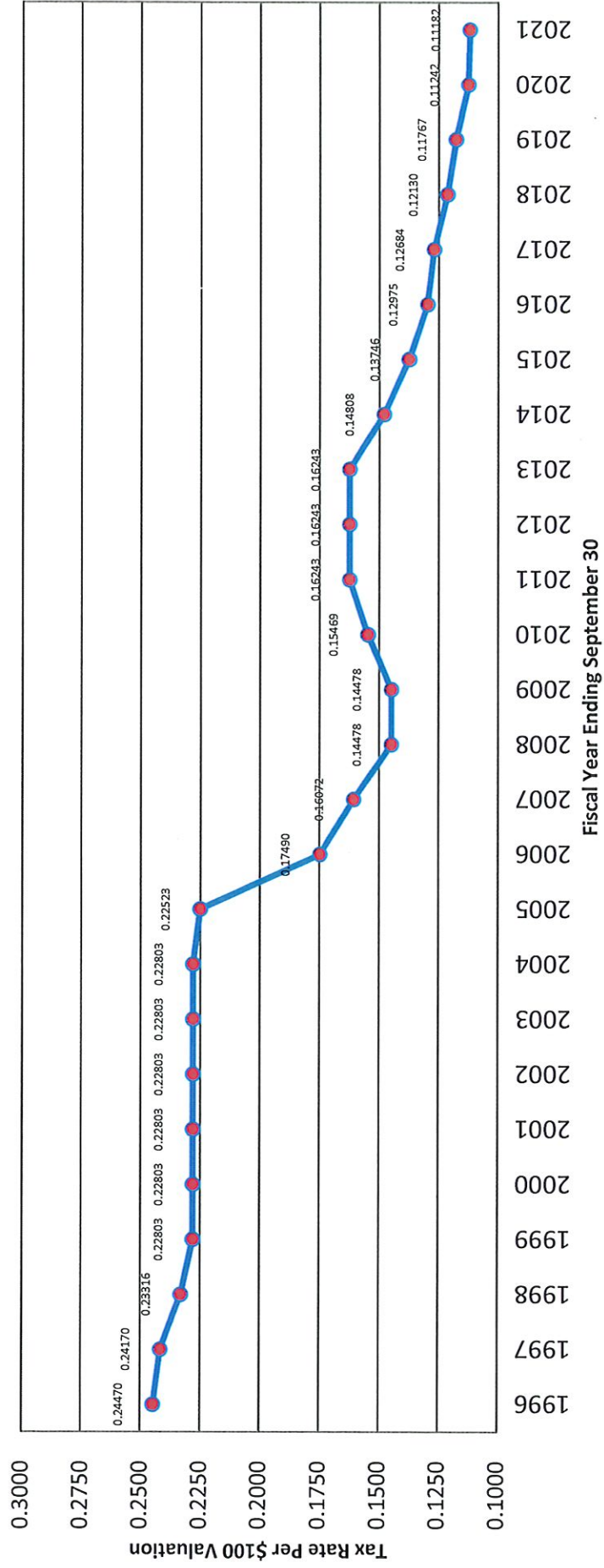
"DSRIP" - Provider-selected quality improvement/efficiency/infrastructure projects approved by the State

"DSH" - Disproportionate Share Hospital (DSH) Program

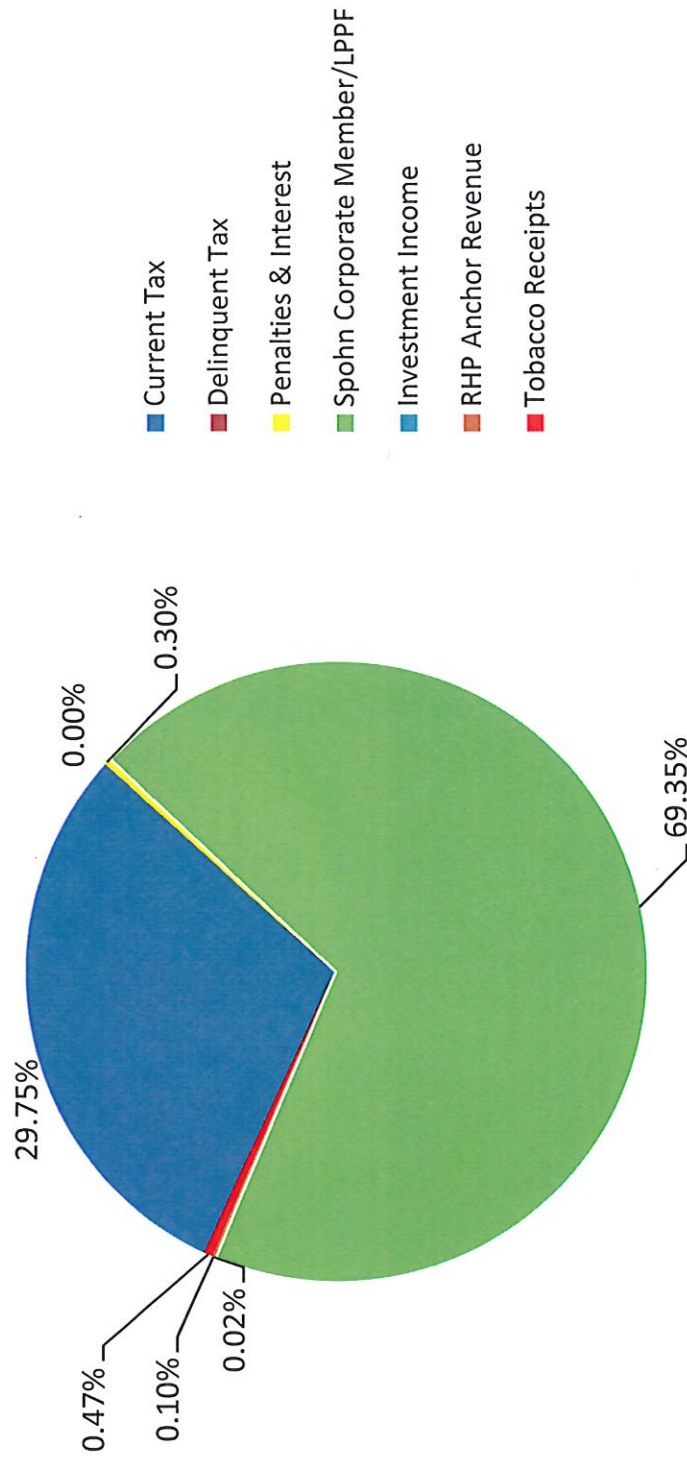
"NAIP" - Network Access Improvement Program

"UHRIP" - Uniform Hospital Rate Increase Program


Nueces County Hospital District Tax Rate History FY 1996-2021



Nueces County Hospital District General Fund FY 2021 Revenue Sources



Nueces County Hospital District General Fund FY 2021 Expenditures



Nueces County Hospital District Fund Balance History Indigent Care Fund & General Fund

