


Carnall and Spradling

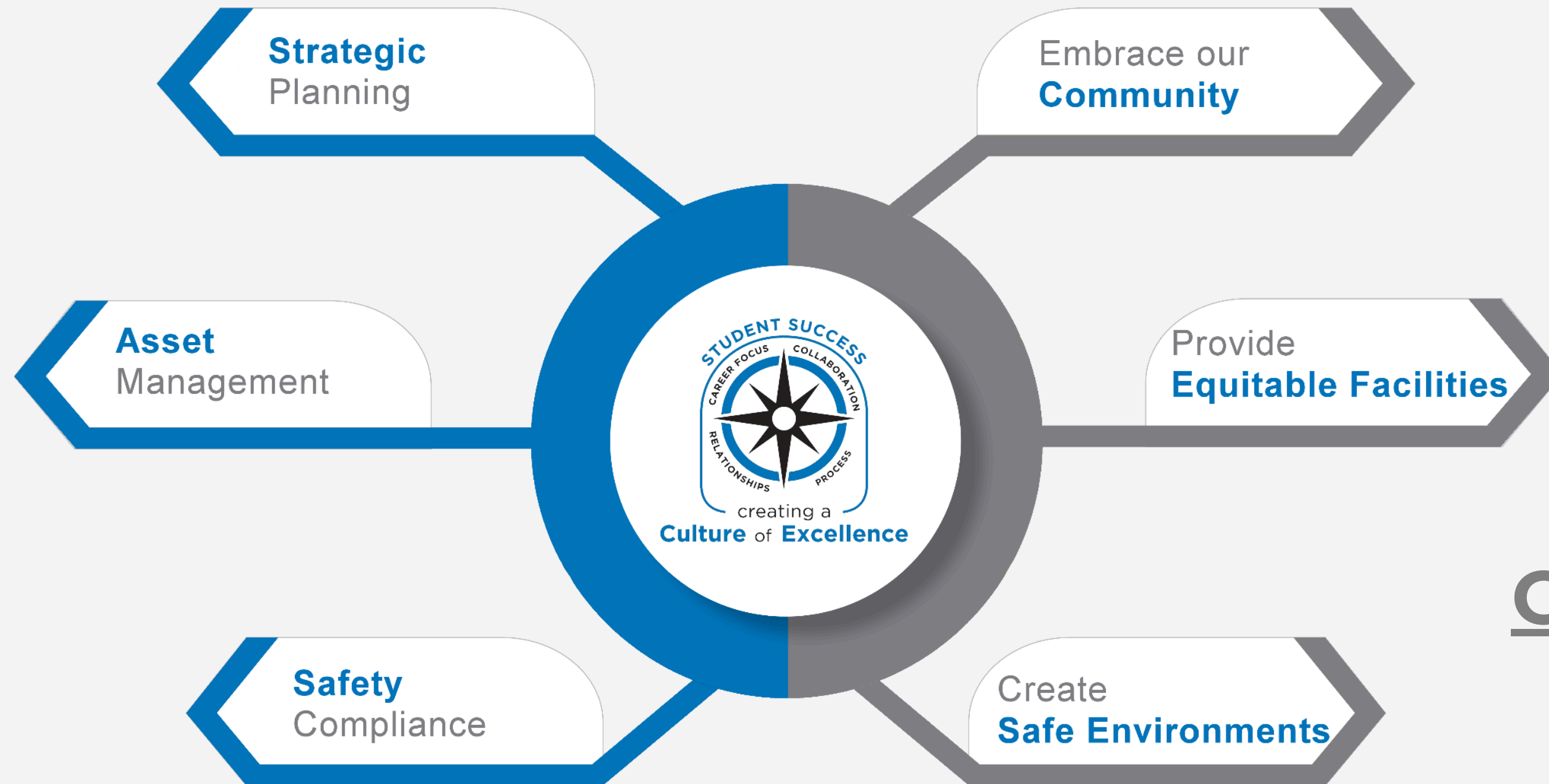
Attendance Zone

Recommendations

December 15, 2025



# WHY



# GUIDELINES

# LONG TERM FACILITY PLANNING

## OUR WHY

# RIGHTSIZING

## Purpose

Align size and capacity of buildings with current and projected student enrollment

## Long-Range Facility Planning Committee


Recommended Carnall and Spradling

## October & November

Parent & Staff Meetings at all Relevant Schools

## December & January

School Board Presentation and Vote



# Ten Year Forecast by Campus Level – Elementary

## Enrollment Forecast

		History	Fall	ENROLLMENT PROJECTIONS									
Campus	Capacity	2024/25	2025/26	2026/27	2027/28	2028/29	2029/30	2030/31	2031/32	2032/33	2033/34	2034/35	2035/36
Ballman Elementary School	518	270	326	331	325	329	348	339	336	337	341	347	352
Barling Elementary School	596	296	298	310	314	313	306	318	331	345	354	365	373
Beard Elementary School	427	275	242	229	220	211	211	214	215	219	221	226	232
Bonneville Elementary School	403	265	267	279	271	274	274	281	291	302	311	320	327
Carnall Elementary School	342	150	154	149	146	142	134	130	130	130	131	134	137
Cavanaugh Elementary School	467	283	262	250	247	240	235	243	243	244	257	258	267
Cook Elementary School	744	440	502	506	519	531	535	550	554	558	562	563	572
Euper Lane Elementary School	554	398	347	336	330	314	299	301	301	299	299	298	297
Fairview Elementary School	874	555	573	565	570	574	580	587	576	565	556	544	530
Howard Elementary School	437	278	252	254	247	230	216	214	208	207	212	213	218
Morrison Elementary School	638	472	452	429	406	391	370	357	356	355	359	362	370
Park Elementary School	605	368	357	348	345	332	347	350	348	350	347	347	346
Spradling Elementary School	506	283	284	283	273	269	267	261	265	269	275	282	289
Sunnymede Elementary School	743	489	517	525	543	537	543	528	531	531	516	512	520
Sutton Elementary School	701	369	314	315	306	294	307	319	319	323	328	327	323
Tilles Elementary School	599	322	290	284	267	262	252	249	243	245	246	250	259
Woods Elementary School	668	492	478	485	492	493	500	512	523	535	550	567	565
<b>ELEMENTARY TOTALS</b>	<b>10,695</b>	<b>6,222</b>	<b>5,915</b>	<b>5,878</b>	<b>5,821</b>	<b>5,736</b>	<b>5,724</b>	<b>5,753</b>	<b>5,770</b>	<b>5,814</b>	<b>5,865</b>	<b>5,915</b>	<b>5,977</b>
Elementary Absolute Change		-386	-307	-37	-57	-85	-12	29	17	44	51	50	62
Elementary Percent Change		-5.84%	-4.93%	-0.63%	-0.97%	-1.46%	-0.21%	0.51%	0.30%	0.76%	0.88%	0.85%	1.05%

*\*Enrollment Totals do not include Early Education & Pre-Kindergarten Students*

## *Expenditures Per Pupil 2024-2025 School Year*

LEA	YTD	Count	Per Pupil
CARNALL	1,862,035.72	124	15,016.42
ORR	2,413,853.68	235	10,271.72
SUTTON	3,321,635.38	336	9,885.82
CAVANAUGH	2,533,602.16	266	9,524.82
BEARD	2,496,456.98	266	9,385.18
BARLING	2,772,248.31	296	9,365.70
EUPER LANE	2,731,582.45	298	9,166.38
HOWARD	2,555,006.24	279	9,157.73
SPRADLING	2,570,405.63	287	8,956.12
BONNEVILLE	2,281,671.91	267	8,545.59
BALLMAN	2,230,559.60	266	8,385.56
PARK	2,883,821.31	354	8,146.39
COOK	3,473,706.35	439	7,912.77
TILLES	2,455,095.26	316	7,769.29
SUNNYMEDE	3,560,533.63	463	7,690.14
WOODS	3,663,055.21	479	7,647.30
MORRISON	3,489,358.46	473	7,377.08
FAIRVIEW	3,955,652.17	556	7,114.48





# Rezoning Process



## Parent & Staff Meetings:

Beard Oct. 23: 4 Parents, 28 Staff

Carnall Oct. 7: 22 Staff

Carnall Oct. 15: 41 Parents

Cavanaugh Oct. 22: 1 Parent, 28 Staff

Morrison. Oct. 9: 4 Parents, 25 Staff


Spradling. Oct. 8: 25 Staff

Spradling Oct. 13: 57 Parents


Sunnymede Nov. 5: (0) Parents, 36 Staff

Sutton Nov. 4: 20 Staff

Sutton Oct. 8: 14 Parents



# Surveys Concerns



## **Carnall has bigger/better facility**

# of Classrooms meeting standards

- 5/21 Carnall
- 16/18 Beard
- 17/19 Cavanaugh

## **Carnall students Class Sized**

- 10 K
- 1 First
- 1 Second
- 3 Third
- 2 Fourth
- 5 Fifth

## **Smaller schools build better relationships & are better for students**

- Staff at larger schools are dedicated to building relationships
- Larger schools do not equate to larger class sizes
- Larger schools have the ability to offer more supplemental services for students due to more staff availability
- More opportunities for collaboration on larger campuses

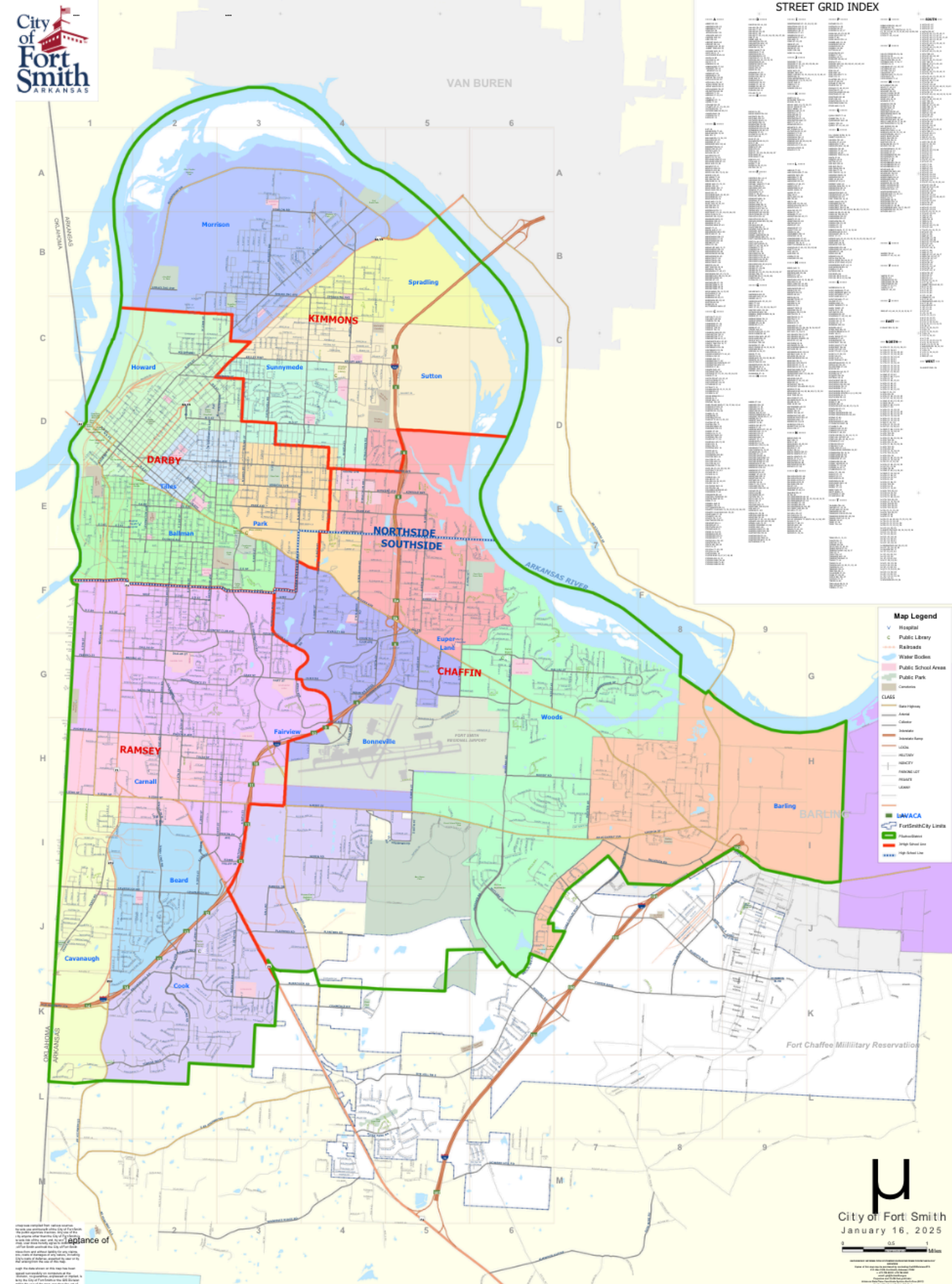
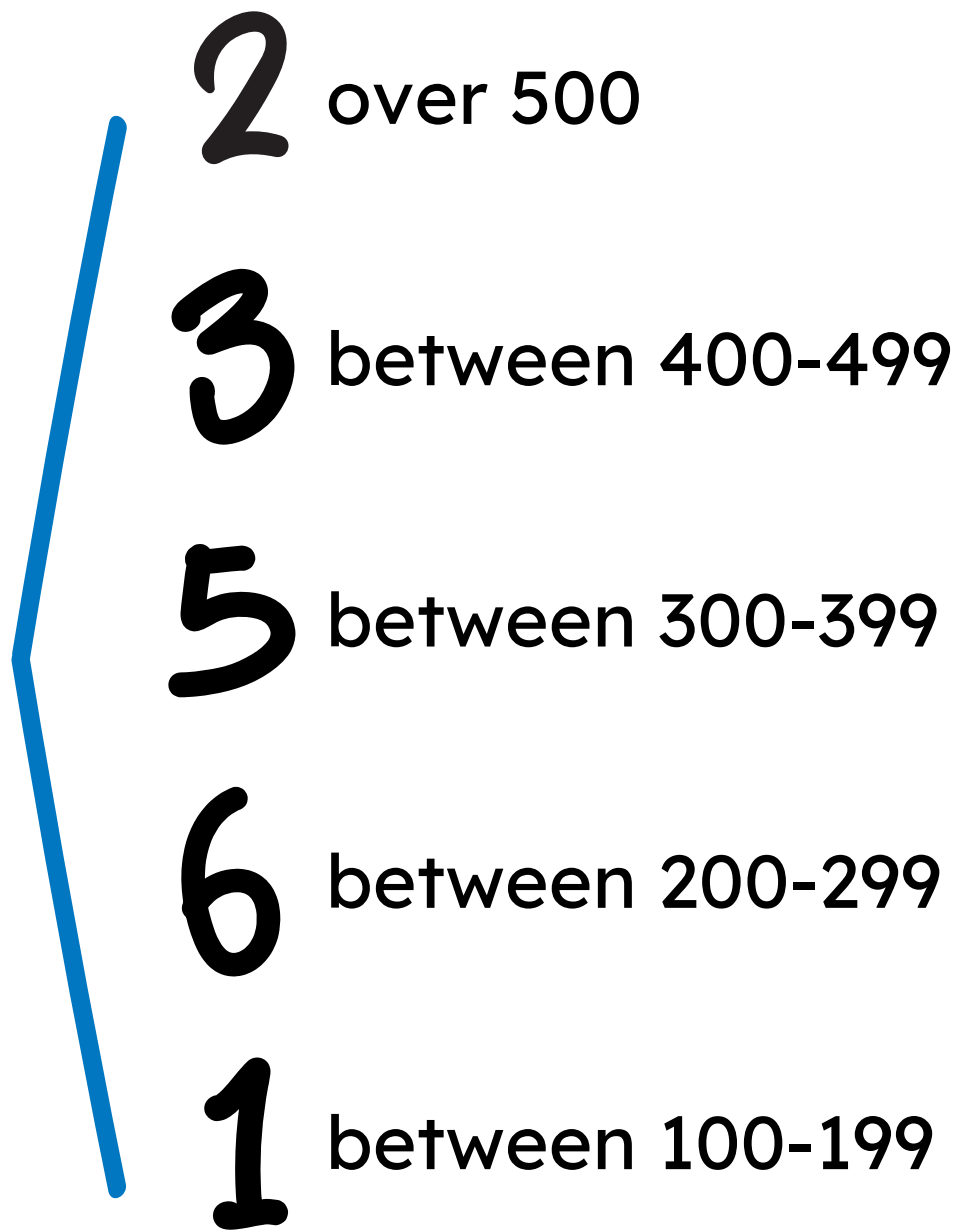
## **Traffic, Transportation & Staffing Concerns**


- Outside entities will assist us in reviewing traffic patterns to make improvements
- Most impacted students will be offered bus transportation
- Our HR Department will work with each affected staff member to find appropriate placement.

**Current Year**  
**Enrollment Date: 12/03/2025**  
Membership Day : 72

Total Enrollment: 13,096	
Ballman Elementary School	323
Barling Elementary School	302
Beard Elementary School	239
Bonneville Elementary School	258
Carnall Elementary School	152
Cavanaugh Elementary School	261
Chaffin Middle School	777
Cook Elementary School	495
Darby Middle School	711
Euper Lane Elementary	339
Fairview Elementary School	561
Fort Smith Virtual Academy	70
Howard Elementary School	258
Kimmons Middle School	720
Morrison Elementary School	443
Northside High School	2,089
Park Elementary School	340
Ramsey Middle School	762
Raymond F Orr Learning Academy	95
Southside High School	2,027
Spradling Elementary School	275
Sunnymede Elementary School	524
Sutton Elementary School	308
Tilles Elementary School	290
Woods Elementary School	479
Total Enrollment:	13,096

# Enrollment





## Recommended Proposal

### Elementary Zone Proposal – Spradling “A” – Existing Campus Enrollment

Campus	Max Capacity	80% Capacity	2025/26 Enrollment
Sutton Elementary School	701	561	308 *
Spradling Elementary School	506	405	275

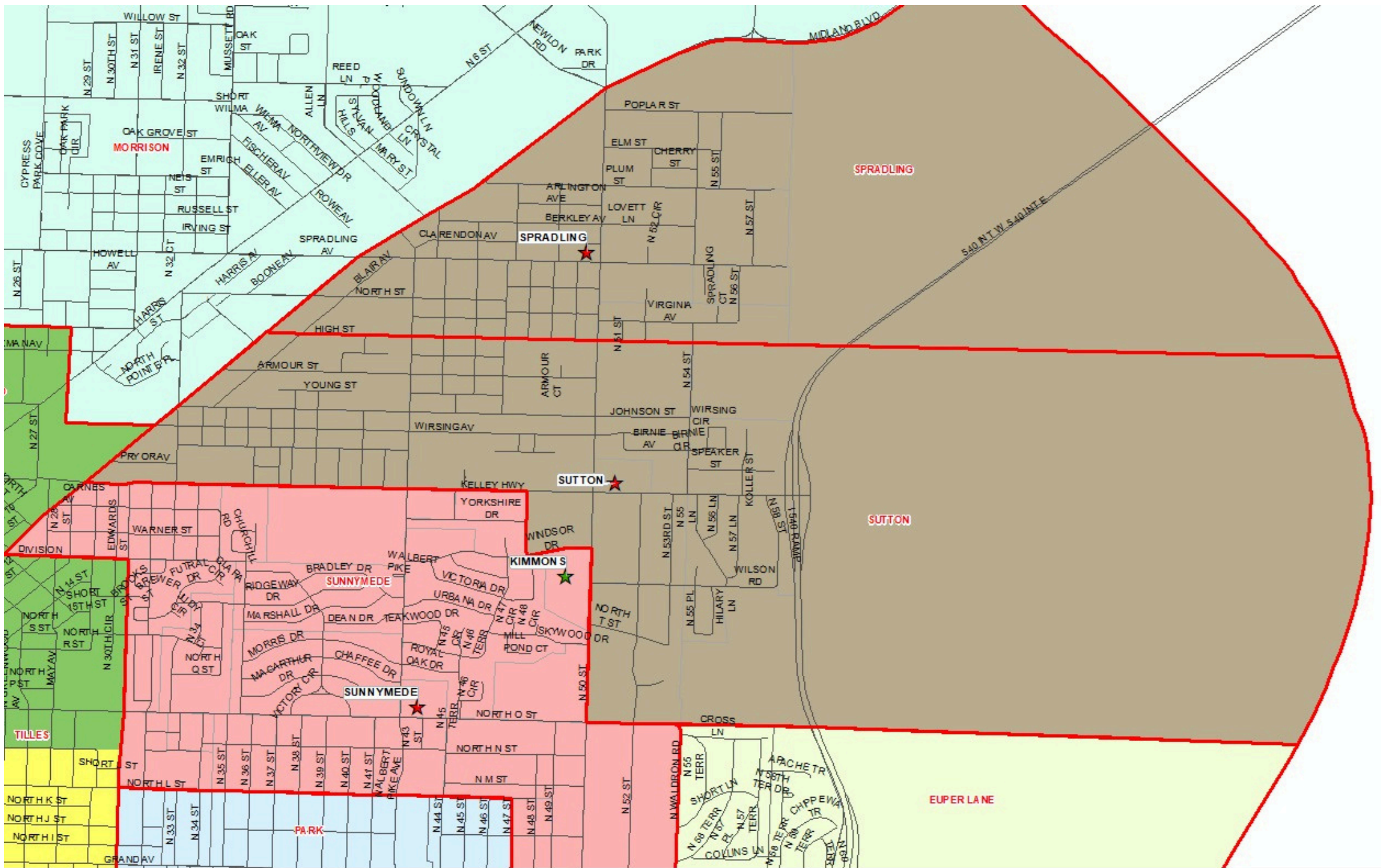
*\*Does NOT include Pre-K Student Numbers*

### Proposed Elementary Zone – Spradling “A” Enrollment

Campus	Max Capacity	80% Capacity	2025/26 Enrollment
Sutton Elementary School	701	561	583 *

Moving entire Spradling Elementary Zone to the Sutton Attendance Zone

*\*Does NOT include Pre-K Student Numbers*



## Elementary Zone Proposal – Spradling “B” –

### Existing Campus Enrollment

Campus	Max Capacity	80% Capacity	2025/26 Enrollment
Sutton Elementary School	701	561	308 *
Spradling Elementary School	506	405	275
Morrison Elementary School	638	510	443 *

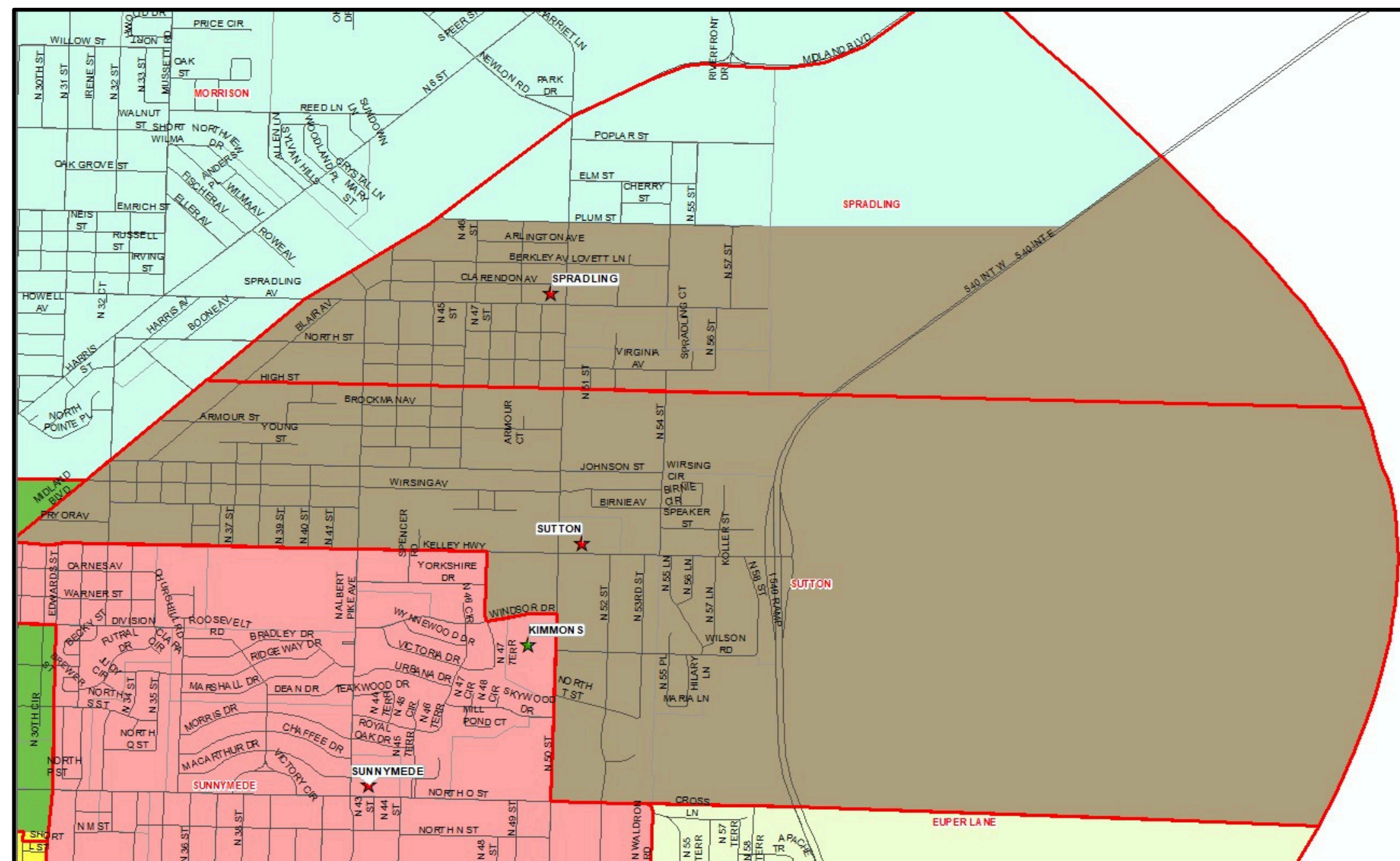
*\*Does NOT include Pre-K Student Numbers*

### Proposed Elementary Zone – Spradling “B” Enrollment

Campus	Max Capacity	80% Capacity	2025/26 Enrollment
Sutton Elementary School	701	561	537 *
Morrison Elementary School	638	510	489 *

Morrison Elementary Zone expansion proposed East of Midland Boulevard and North of Plum Street (46)

*\*Does NOT include Pre-K Student Numbers*



# Elementary Boundary Proposals -

## Elementary Zone Proposal – Spradling “C” –

### Existing Campus Enrollment

Campus	Max Capacity	80% Capacity	2025/26 Enrollment
Sutton Elementary School	701	561	308 *
Spradling Elementary School	506	405	275
Sunnymede Elementary School	743	594	524 *

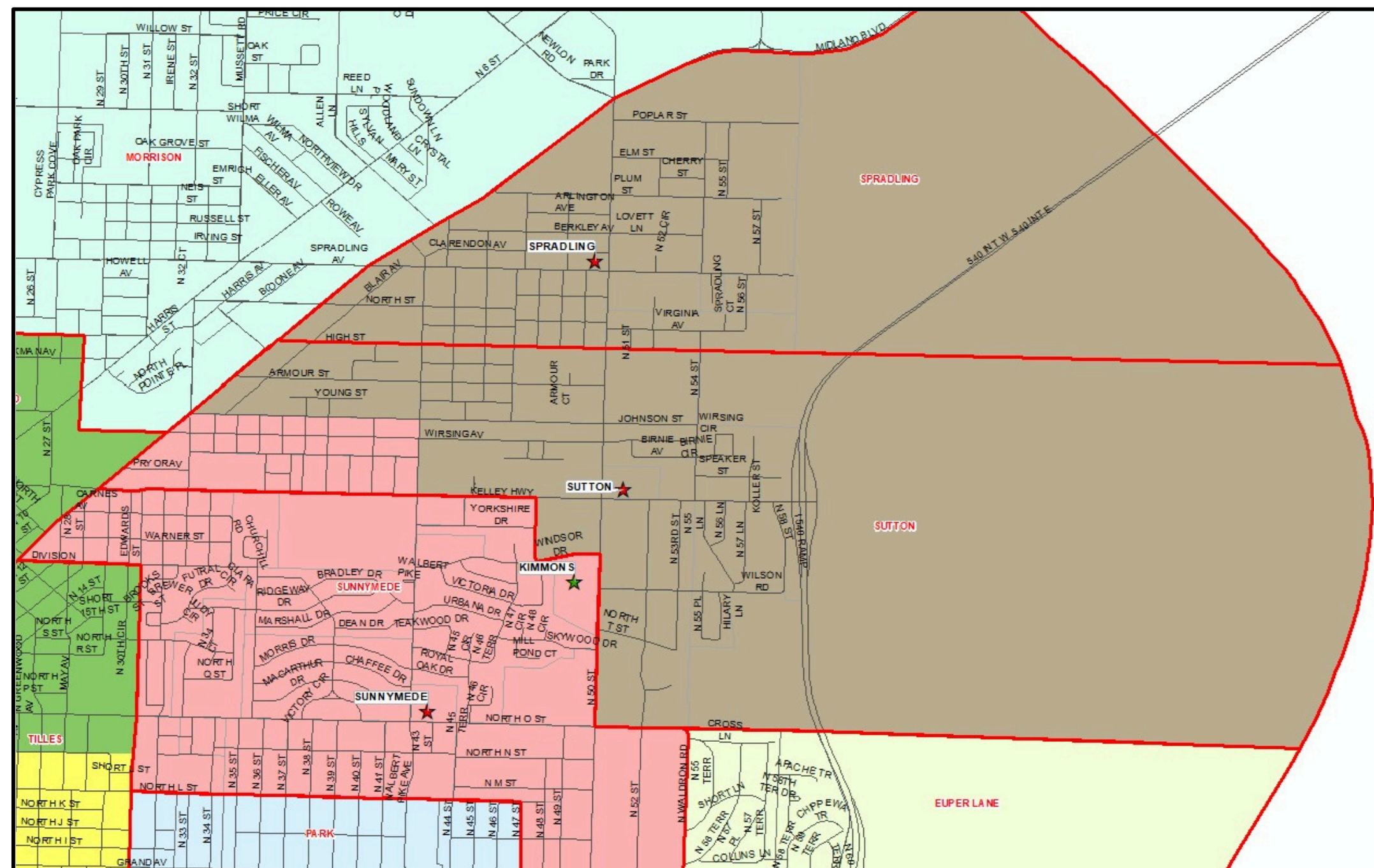
*\*Does NOT include Pre-K Student Numbers*

### Proposed Elementary Zone – Spradling “C” Enrollment

Campus	Max Capacity	80% Capacity	2025/26 Enrollment
Sutton Elementary School	701	561	515 *
Sunnymede Elementary School	743	594	592 *

Sunnymede Elementary Zone expansion proposed South of Johnson Street & West of N Albert Pike Avenue (68)

*\*Does NOT include Pre-K Student Numbers*



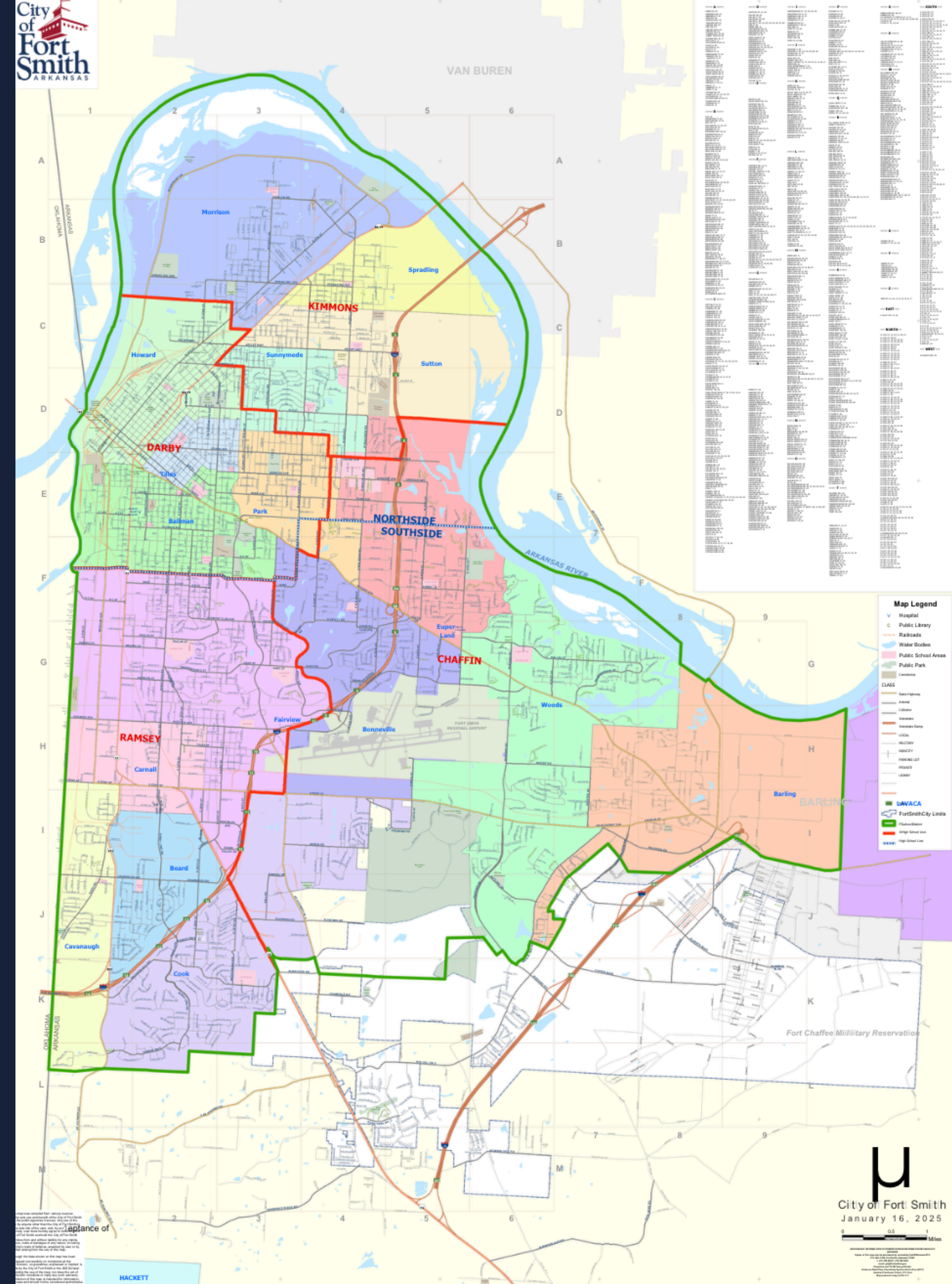
# REZONING


## NEXT 5 YEARS

### Focus on Rightsizing Campuses

#### Key Factors/Benefits

- ▶ 625 min student Capacity
  - ▶ 80% target utilization
- ▶ Depreciated building value
  - ▶ Increased Collaboration
  - ▶ Funding for Future Projects
- Full Time Art, Music, PE Teachers





## Elementary Zone Proposal – Carnall “A” –

### Existing Campus Enrollment

Campus	Max Capacity	80% Capacity	2025/26 Enrollment
Cavanaugh Elementary School	467	374	261 *
Carnall Elementary School	342	274	152 *
Beard Elementary School	427	342	239

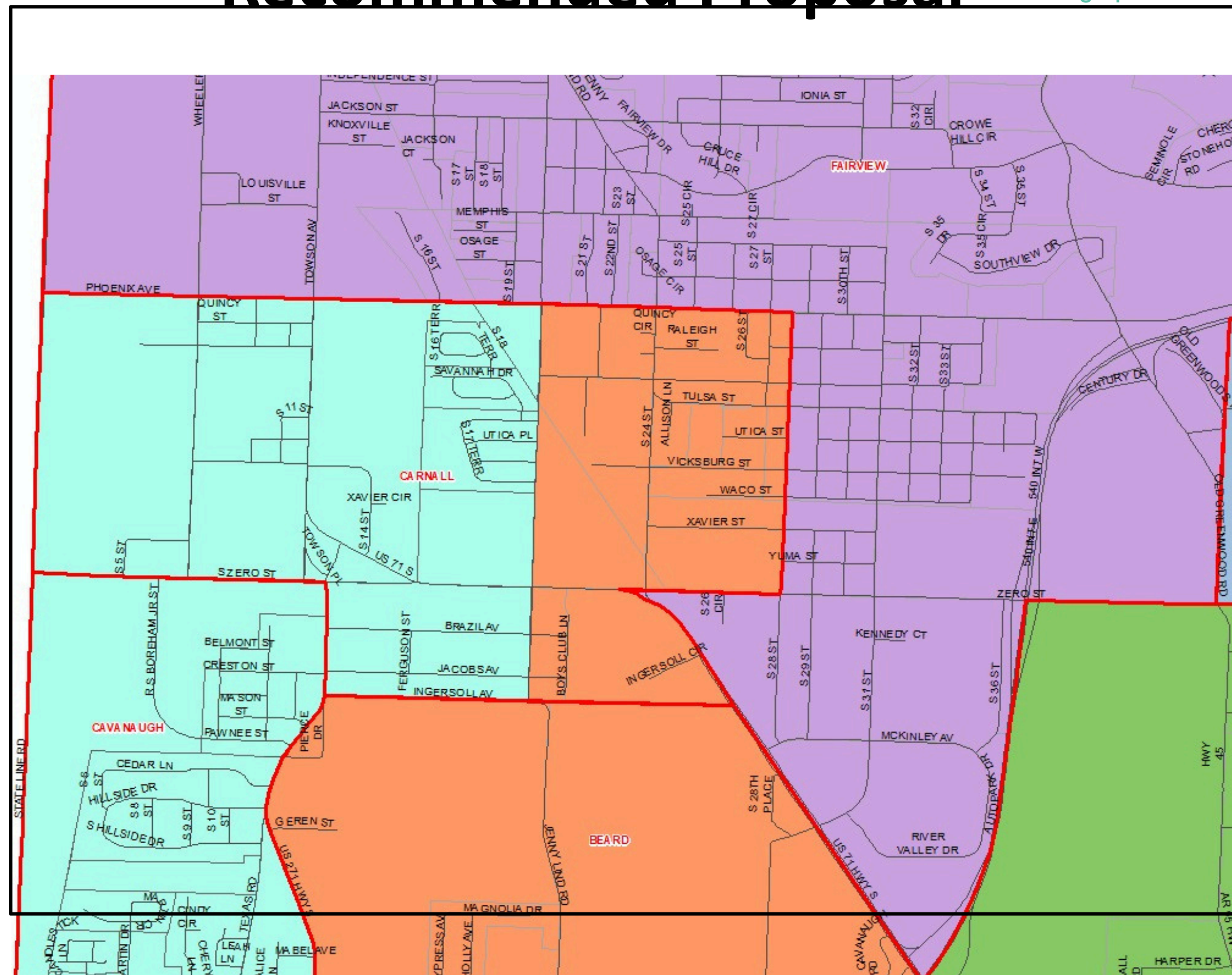
*\*Does NOT include  
Pre-K Student Numbers*

### Proposed Elementary Zone – Carnall “A” Enrollment

Campus	Max Capacity	80% Capacity	2025/26 Enrollment
Cavanaugh Elementary School	467	374	363
Beard Elementary School	427	342	289

Expanding Beard Elementary Zone East of Jenny Lind Road and move the remainder of current Carnall Zone to Cavanaugh Elementary

*\*Does NOT include  
Pre-K Student Numbers*



## Elementary Zone Proposal – Carnall “B” –

### Existing Campus Enrollment

Campus	Max Capacity	80% Capacity	2025/26 Enrollment
Cavanaugh Elementary School	467	374	261 *
Carnall Elementary School	342	274	152 *
Beard Elementary School	427	342	239

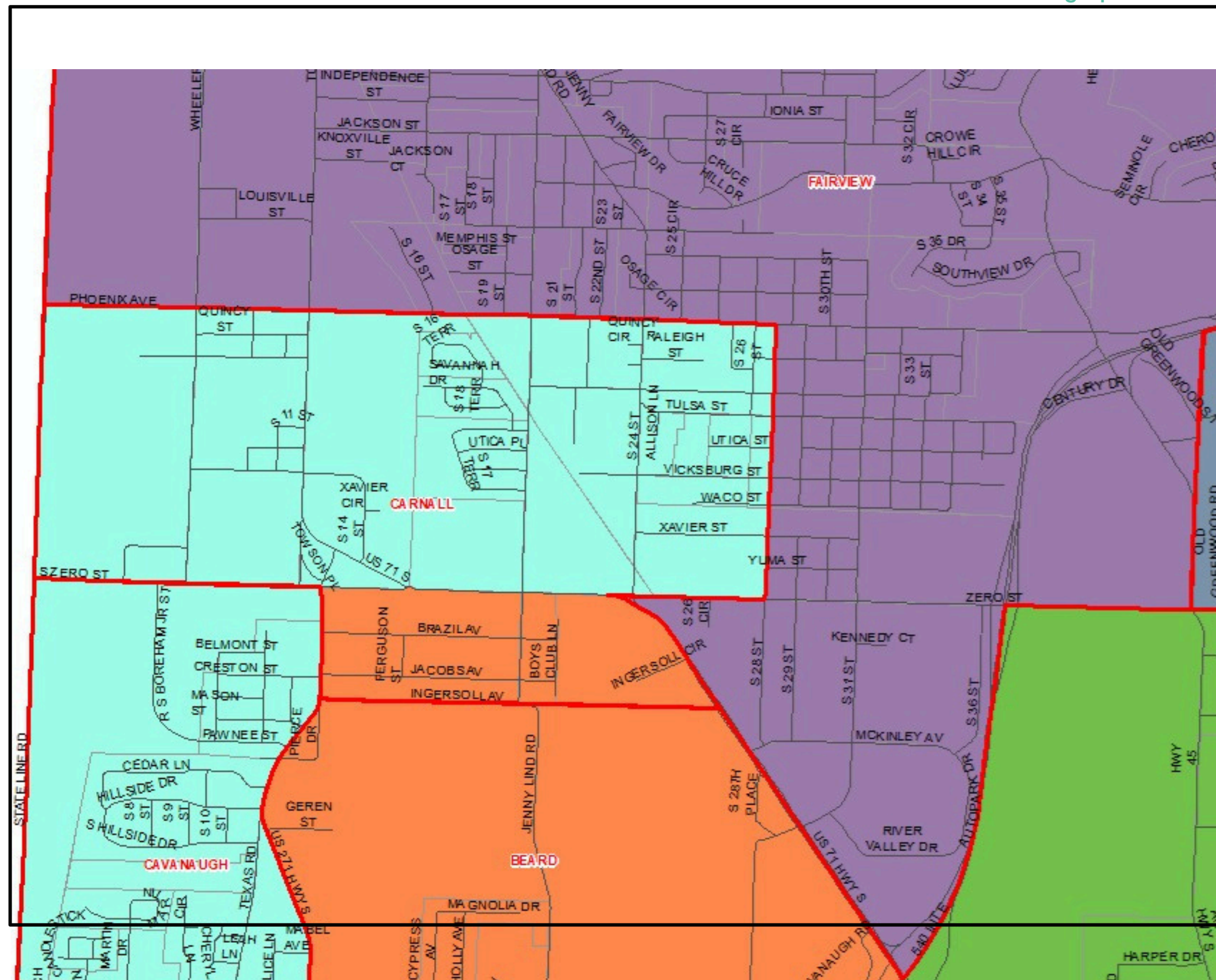
*\*Does NOT include  
Pre-K Student Numbers*

### Proposed Elementary Zone – Carnall “B” Enrollment

Campus	Max Capacity	80% Capacity	2025/26 Enrollment
Cavanaugh Elementary School	467	374	365
Beard Elementary School	427	342	287

Expanding Beard Elementary Zone South of Zero Street and move the remainder of current Carnall Zone to Cavanaugh Elementary

*\*Does NOT include  
Pre-K Student Numbers*



# Elementary Boundary Proposals -

## Elementary Zone Proposal – Carnall “C” –

### Existing Campus Enrollment

Campus	Max Capacity	80% Capacity	2025/26 Enrollment
Cavanaugh Elementary School	467	374	261 *
Carnall Elementary School	342	274	152 *
Beard Elementary School	427	342	239

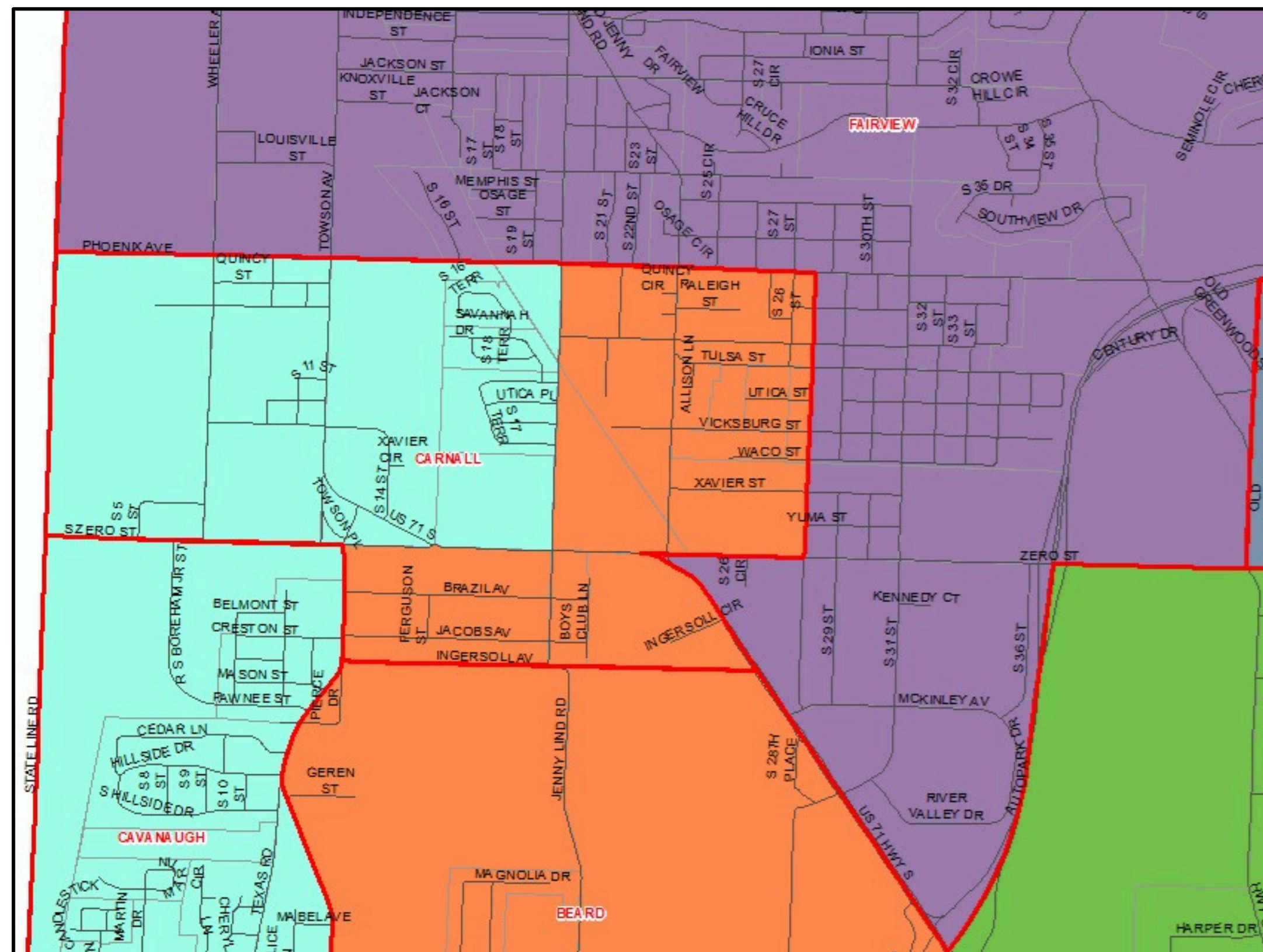
*\*Does NOT include  
Pre-K Student Numbers*

### Proposed Elementary Zone – Carnall “C” Enrollment

Campus	Max Capacity	80% Capacity	2025/26 Enrollment
Cavanaugh Elementary School	467	374	351
Beard Elementary School	427	342	301

The areas south of Zero Street and East of Jenny Lind Road is moved to Beard Elementary. The remainder of the Carnall Elementary zone to be moved into the Cavanaugh Elementary zone.

*\*Does NOT include  
Pre-K Student Numbers*





# Rightsizing

**Rightsizing:** a thorough, strategic process that optimizes the use of school facilities by aligning their capacity with the current and projected student population

## Purpose

- Enrollment declined
- Population shifted
- Multiple elementary buildings highly underutilized
- 500 student funding model

## Benefits

- Increased access to additional resources and collaboration
- Efficient use of taxpayer dollars
- Savings reinvested to support more students

## Long-Range Facility Planning Committee

(created in 2023)

- 13 Community Members
- 6 Administrative Staff
- 5 Teachers and Principals
- 1 Partnership Consultant
- 1 Long-range Consultant


## Previous Rightsizing

- Trusty Elementary
- Orr Elementary

## 2025 Rightsizing Recommendations

- Carnall Elementary
- Spradling Elementary

**80% Target utilization to access funding for future projects**



# Next Steps

01

**Board Vote**

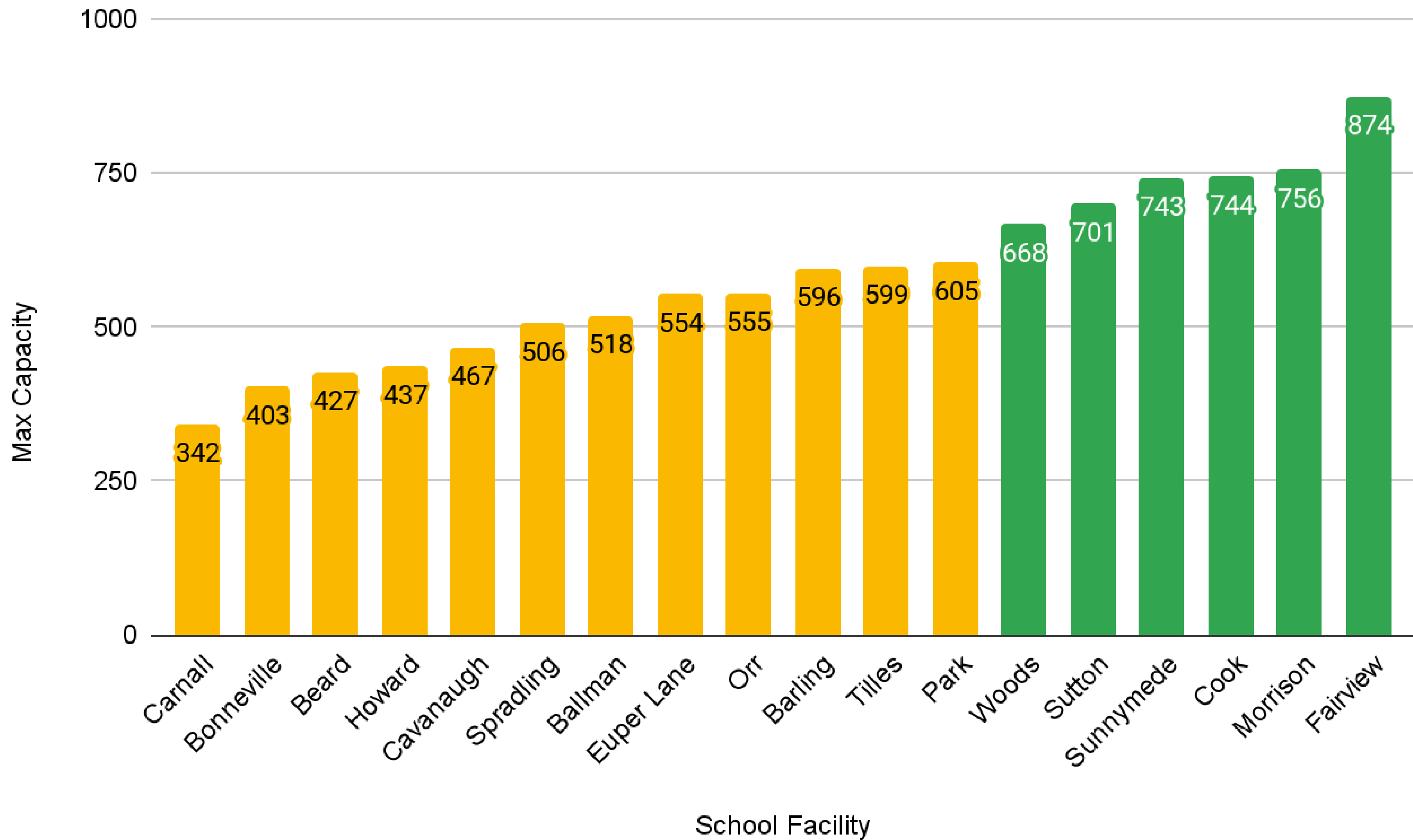
January 26, 2026

02

**Parent/ Staff  
Meetings**

03

**Long Range  
Facilities Planning  
Committee**



# Summary of Recommendations --Long Range Facilities Planning Committee

## 0-5 Years



- Develop plans to **close**:
  - Belle Point Building and **relocate** services to Orr Elementary
    - **Rezone** Orr Elementary students to neighboring schools
  - Parker Building and **relocate** services
  - Rogers Building and **relocate** services
  - Peabody Building and **relocate** services
- **Prioritize classrooms** to meet state standards
- **Study the feasibility** to build a regulation track for Northside High School
- Continue to **analyze opportunities** to right-size other elementary schools if appropriate

The Long Range Committee will meet annually to further discuss and develop these recommendations

# Recommendations:

Carnall Elementary will close at the end of the 2025-26 school year. The administration recommends that the Board approve adjusting Beard and Cavanaugh boundary attendance lines to absorb the Carnall Elementary students.

If the Board agrees, the motion will read: Move to approve the Carnall Elementary Boundary Proposal A as recommended.

# Recommendations:

Spradling Elementary will close at the end of the 2025-26 school year. The administration recommends that the Board approve moving the entire Spradling Elementary attendance zone into the Sutton attendance zone.

If the Board agrees, the motion will read: Move to approve the Spradling Elementary Boundary Proposal A as recommended.