

# VICKSBURG COMMUNITY SCHOOLS

## Food Service Food & Nutrition Report

Maureen Ouvry, Director



*Food for Thought*

TO: KEEVIN O'NEILL & THE BOARD OF EDUCATION  
FROM: MAUREEN OUVRY  
DATE: NOVEMBER 12, 2018  
RE: **FOOD & NUTRITION REPORT**

The assistance that Food Service is able to provide to our students is both fundamental and indispensable. While finances can be a bit of a balancing act for many households, the school meals program continued to be vital as we served over 300,000 nourishing meals during the year! Promoting a healthy eating lifestyle, school meals continue to be fresh, economical, and value packed!

Federal regulations have an impact on our program each year. The positive outcome is that our students are consuming more fruits, vegetables, whole grains and other healthy options. Decreases were more common within the paid meal category compared to the free or reduced price categories, which mirror national participation trends. During the 2017-2018 school year we experienced a decrease in school lunch participation. The school breakfast program had a slight increase in participation.

The Great Start Readiness Programs (Bulldog Beginnings) along with Tobey's Head Start program have had a direct positive effect at all three elementary schools. This provided us the opportunity to provide breakfast, lunch and afternoon snack to an additional 63 students. These students have been determined to be "at-risk" and therefore qualify for free school meals. This provided an enhancement in our grant money for the school year.

Tightened budgets, due to lower student lunch participation, has directly affected the amount of federal commodities we receive. Federal commodities are based on lunch participation - for every lunch we serve we receive \$0.235 in food commodities. For the 2017-2018 school year we were allotted \$69,000 in food commodities. Our actual usage was \$84,000 - thus we exceeded \$15,000 over our VCS allotment. We were able to do this due to membership with the Great Lakes Cooperative - which is the third largest co-op in the nation. Being a member of a co-op we purchase commodities as a group and thereby receive many benefits including, large quantity discounts, greater food variety, and valuable rebates.

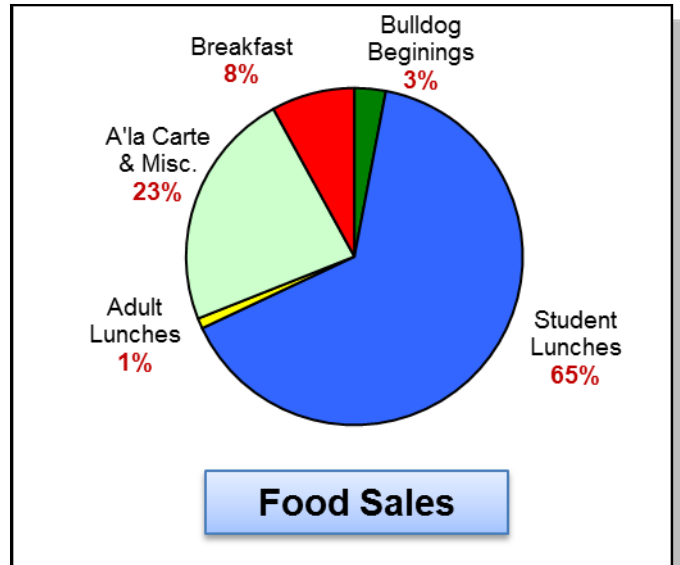
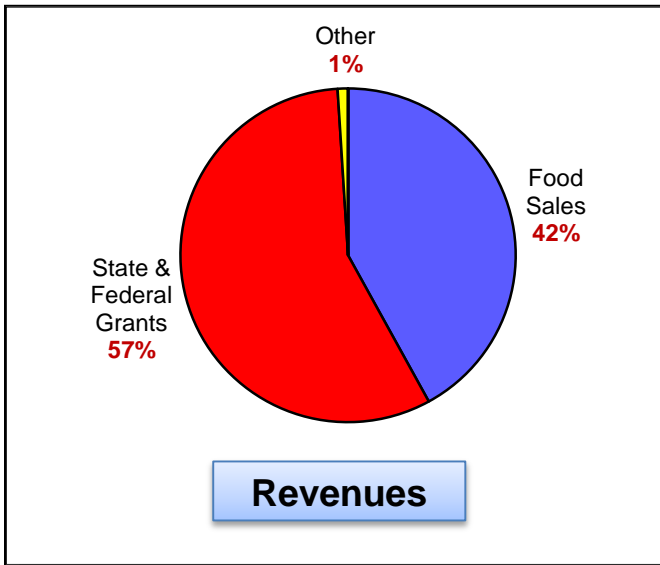
New during the 2017-2018 school year was the federally mandated direct certified Medicaid benefits. This positively affected 141 of our students by providing them with free or reduced meal benefits for this school year. This is a 3% overall increase in the number of students who qualify for school meal benefits.

We remain focused on healthy children that are ready to learn.

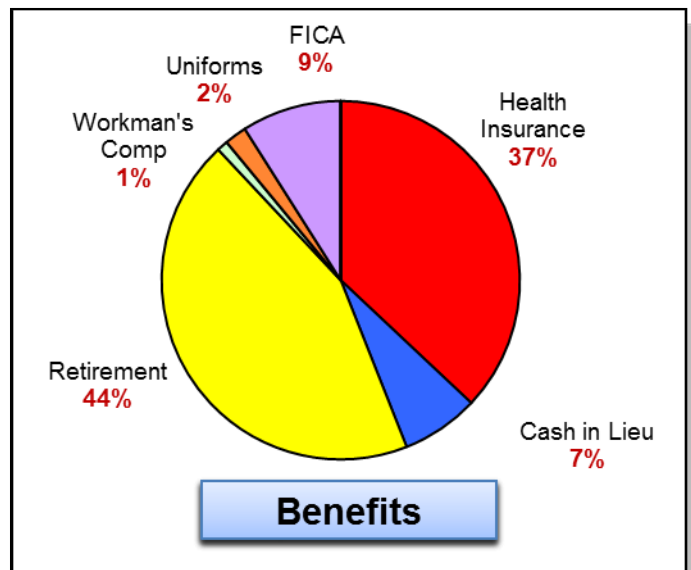
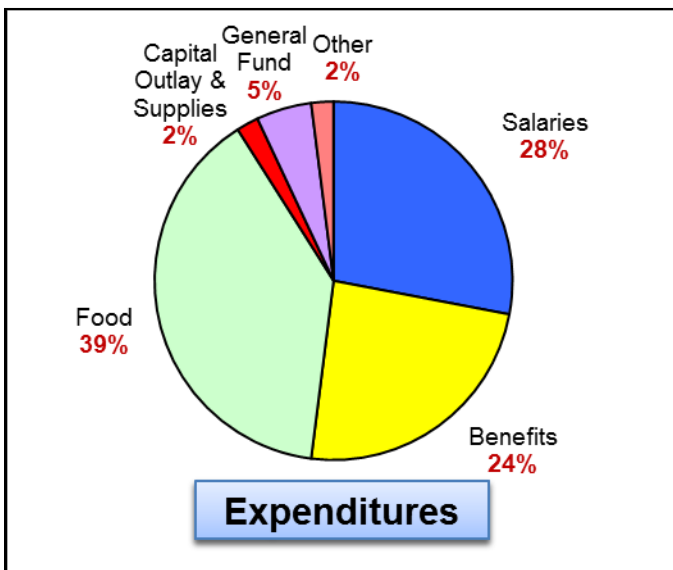
**FOOD SERVICE  
REVENUE AND EXPENDITURES  
AT A FIVE-YEAR GLANCE**

<b>REVENUE FOR FOOD SERVICE</b>					
	<b>13-14 ACTUAL</b>	<b>14-15 ACTUAL</b>	<b>15-16 ACTUAL</b>	<b>16-17 ACTUAL</b>	<b>17-18 ACTUAL</b>
Food Sales	\$513,182	\$507,921	\$481,197	\$501,619	\$486,543
State & Federal Grants	\$590,895	\$616,988	\$656,772	\$681,664	\$679,868
Other	\$1,219	\$2,171	\$1,069	\$528	\$2,255
<b>TOTAL REVENUES</b>	<b>\$1,105,296</b>	<b>\$1,127,080</b>	<b>\$1,139,038</b>	<b>\$1,183,811</b>	<b>\$1,168,666</b>
<b>EXPENDITURES FOR FOOD SERVICE</b>					
	<b>13-14 ACTUAL</b>	<b>14-15 ACTUAL</b>	<b>15-16 ACTUAL</b>	<b>16-17 ACTUAL</b>	<b>17-18 ACTUAL</b>
Salaries	\$289,561	\$303,500	\$316,996	\$315,801	\$324,079
Benefits	\$212,626	\$248,502	\$269,118	\$268,723	\$270,603
Food Supplies	\$442,234	\$414,222	\$443,474	\$472,478	\$448,112
Capital Outlay / Supplies	\$76,811	\$42,531	\$28,932	\$61,586	\$29,466
Other	\$6,251	\$14,725	\$22,564	\$18,419	\$17,873
Indirect Cost Reimbursement to General Fund	\$75,000	\$73,000	\$74,000	\$75,000	\$62,120
<b>TOTAL EXPENDITURES &amp; TRANSFERS</b>	<b>\$1,102,483</b>	<b>\$1,096,480</b>	<b>\$1,155,084</b>	<b>\$1,212,007</b>	<b>\$1,152,253</b>

# WHERE DOES THE MONEY COME FROM?



# WHERE DOES THE MONEY GO?



## **HEALTHY BULLDOG MEAL QUICK BITES 2017-2018**

- ☞ We served 87,753 school breakfasts.  
(This is an increase of 4,639 from 2016-2017)
- ☞ We served 207,794 school lunches.  
(This is a slight decrease of 1,515 from 2016-2017)
- ☞ In addition, we also served approximately 9,000 breakfasts, lunches and snacks to the Bulldog Beginnings and Head Start students.
- ☞ 35% of our families qualify for financial assistance.
- ☞ Our lunches reached 1/3 of our students' recommended daily nutritional allowances.
- ☞ Our breakfasts reached 1/4 of our students' recommended daily nutritional allowance.
- ☞ Back-to-School Bonanza with Generous Hands and South County Community Services provided lunch for our community.
- ☞ The total hours of professional development between 16 employees (including Director) in 2017-2018 was over 300 hours.