

The background is a solid teal color. It features several faint, semi-transparent graphics: a large pie chart in the upper right, several smaller pie charts scattered around, and a bar chart in the bottom right corner with four bars of increasing height.

District 96 Remote Learning Update

May 6, 2020

Instruction

The background is a solid teal color. It features several faint, semi-transparent graphics: a large donut chart in the upper right, a smaller pie chart in the top right corner, another pie chart below it, a third pie chart to the right of the center, a fourth pie chart below that, and a bar chart in the bottom right corner with four bars of increasing height.

Special Education

The background is a solid teal color. It features several faint, semi-transparent data visualization elements: a large pie chart in the upper right, several smaller pie charts scattered around, and a bar chart in the bottom right corner with four bars of increasing height.

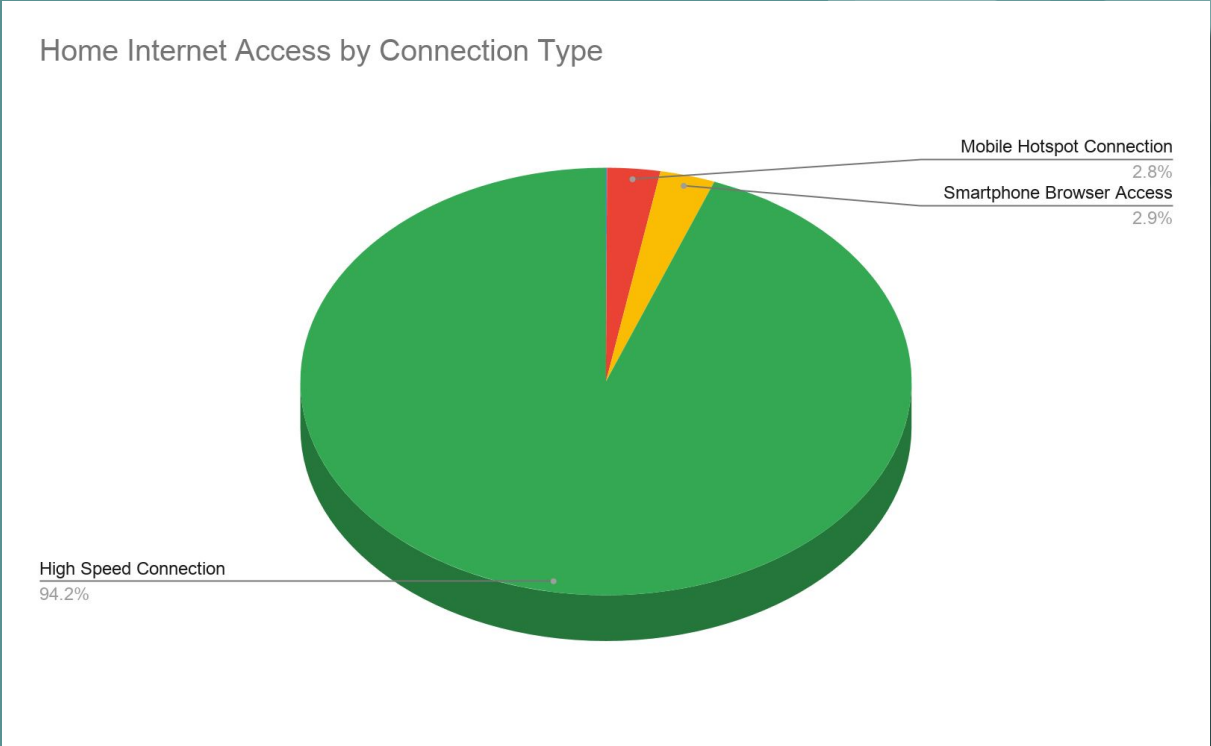
Technology

The background is a solid teal color. It features several faint, semi-transparent graphics: a large donut chart in the upper right, a smaller pie chart below it, a bar chart in the bottom right corner with four bars of increasing height, and several other smaller pie charts scattered throughout the right side of the image.

Pandemic Related Action Items Since 3.13.2020

- Deployment & Tracking of Chromebooks / Expansion of 1:1 Program to Grades 3 & 4
- Deployment of Zoom Account Services to D96 Staff
- Deployment of Zoom Application to Student Devices
- Deployment & Tracking of iPads / Expansion of 1:1 Program to Grades 1 & 2
- Deployment & Tracking of iPads (as needed) to Grade K
- Expansion and Adjustment of Technology Support Due to Increased Parental Support
- Expansion and Adjustment of Technology Support of Board of Education Meetings
- Adjust Residency Verification Processes and Registration Portal Capabilities
- Evaluate Deployment of Remote Telecommunications Options to D96 Staff (In Process)

Home Accessibility Survey Results



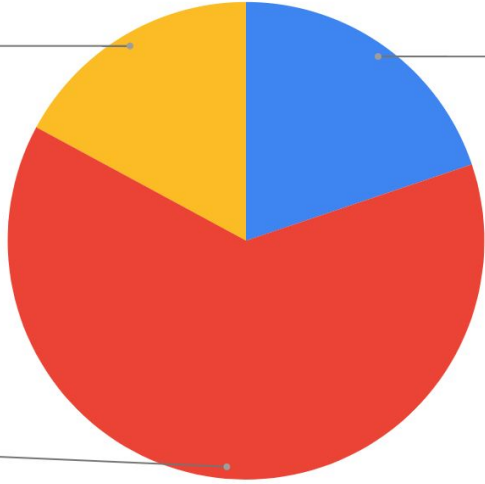
Parent Survey Results



Week of April 22, 2020

How has the workload for your student(s) been these past three weeks?

Too much
17.1%



Too little
19.8%

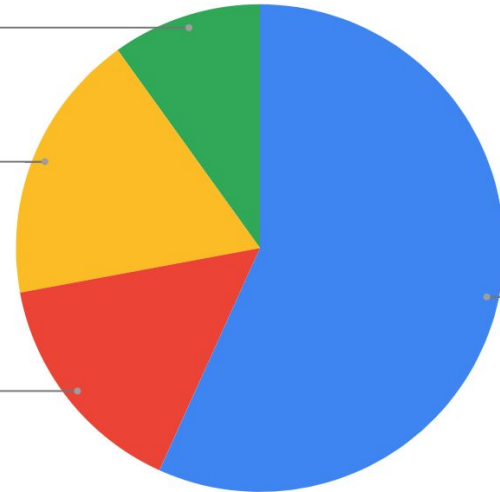
Just Right
63.1%

Throughout these past three weeks, my child has had real time connections with their teachers on average

0 times per week
9.9%

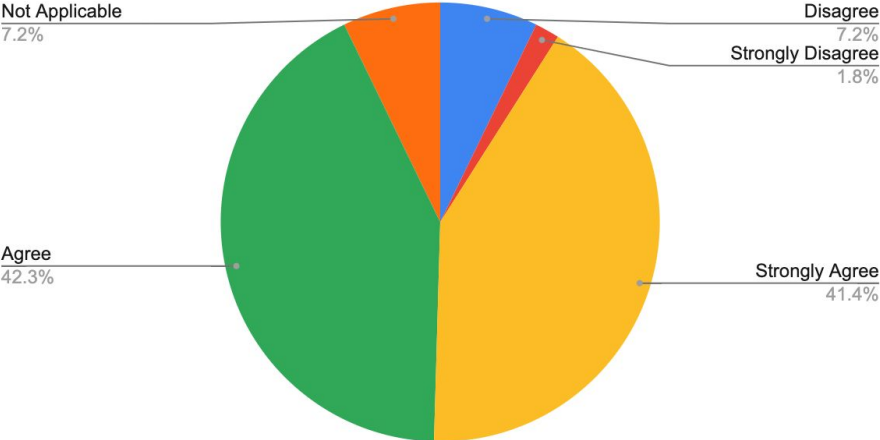
3-4 times per week
18.0%

5 times per week
15.3%

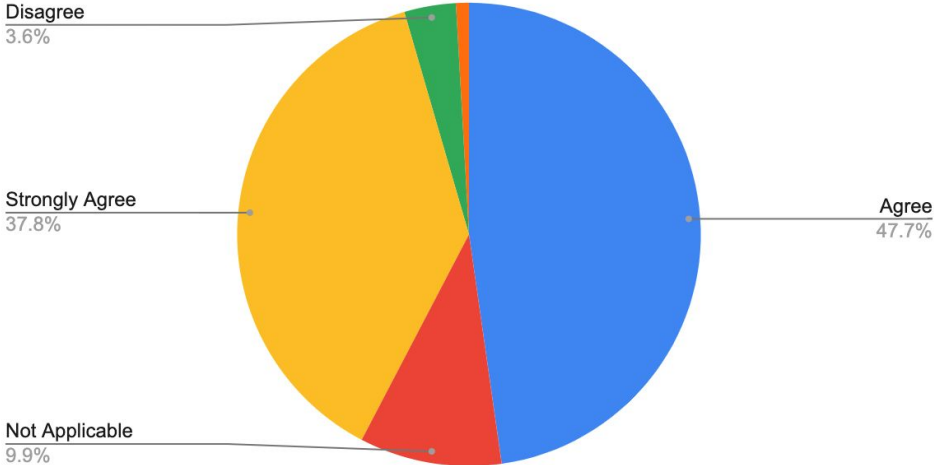


1-2 times per week
56.8%

I find the real-time connections between my child and their teacher to be valuable.



I find the real-time connections between my child and their teachers to be manageable.





Parent Survey Comments Summary

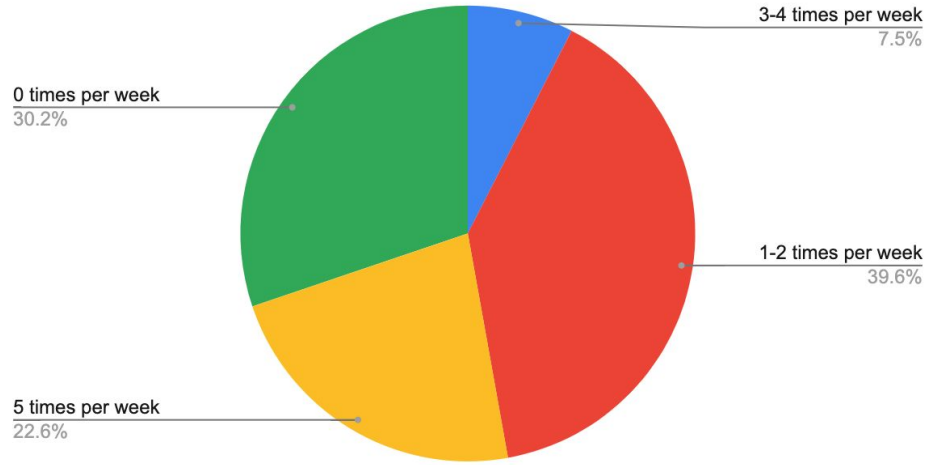
Week of April 22, 2020

Staff Survey Results

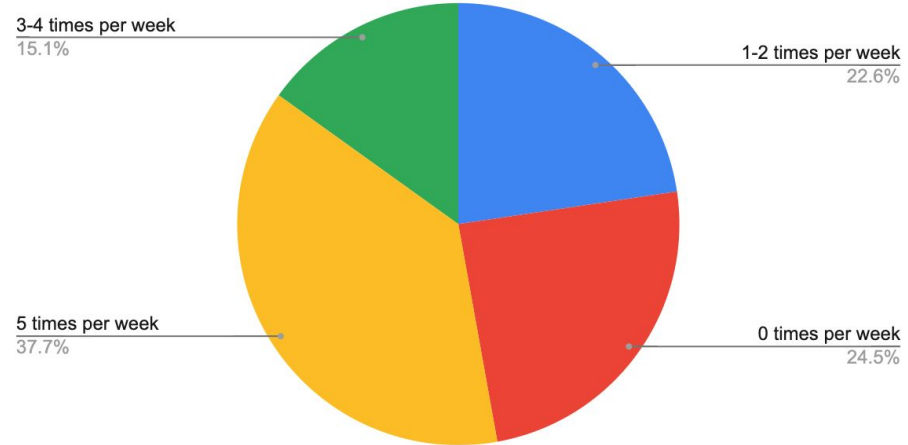
The background is a solid teal color. It features several decorative elements: a large, semi-transparent pie chart in the upper right quadrant; several smaller, semi-transparent pie charts scattered in the upper right and middle right areas; and a semi-transparent bar chart in the bottom right corner with four vertical bars of increasing height.

Week of April 22, 2020

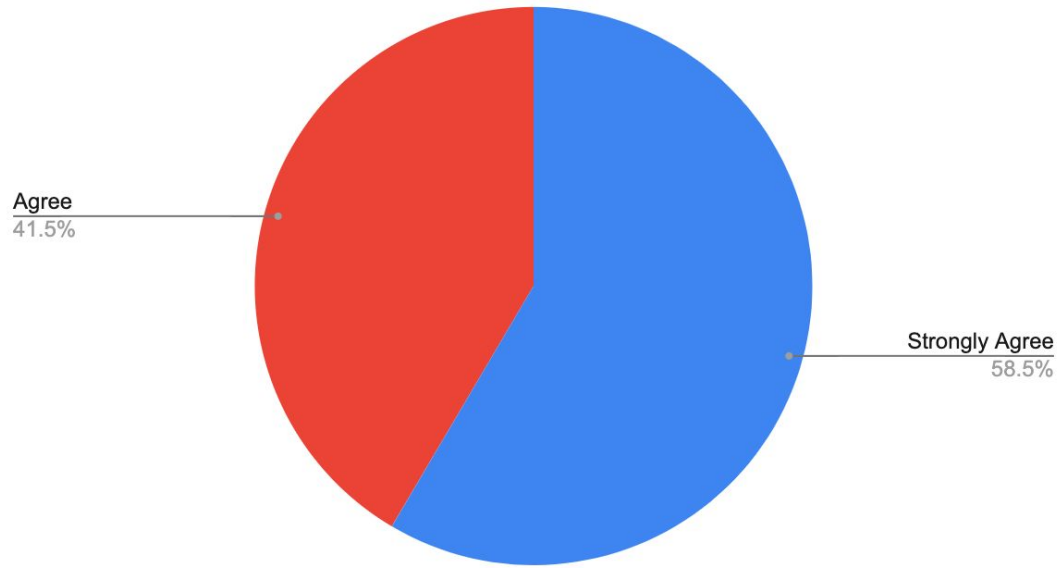
Throughout these past three weeks, on average I have had real-time meetings with my whole class



Throughout these past three weeks, on average I have had real-time meetings with individual students or small groups of...



I find the real-time connections with my students to be valuable





Staff Survey Comment Summary

The background is a solid teal color. It features several faint, semi-transparent graphics: a large pie chart in the upper right, several smaller pie charts of varying sizes scattered around, and a bar chart in the bottom right corner with four bars of increasing height.

Thank You

Any Questions?