

The Total Learning Center

2015-2016

Accountability Report

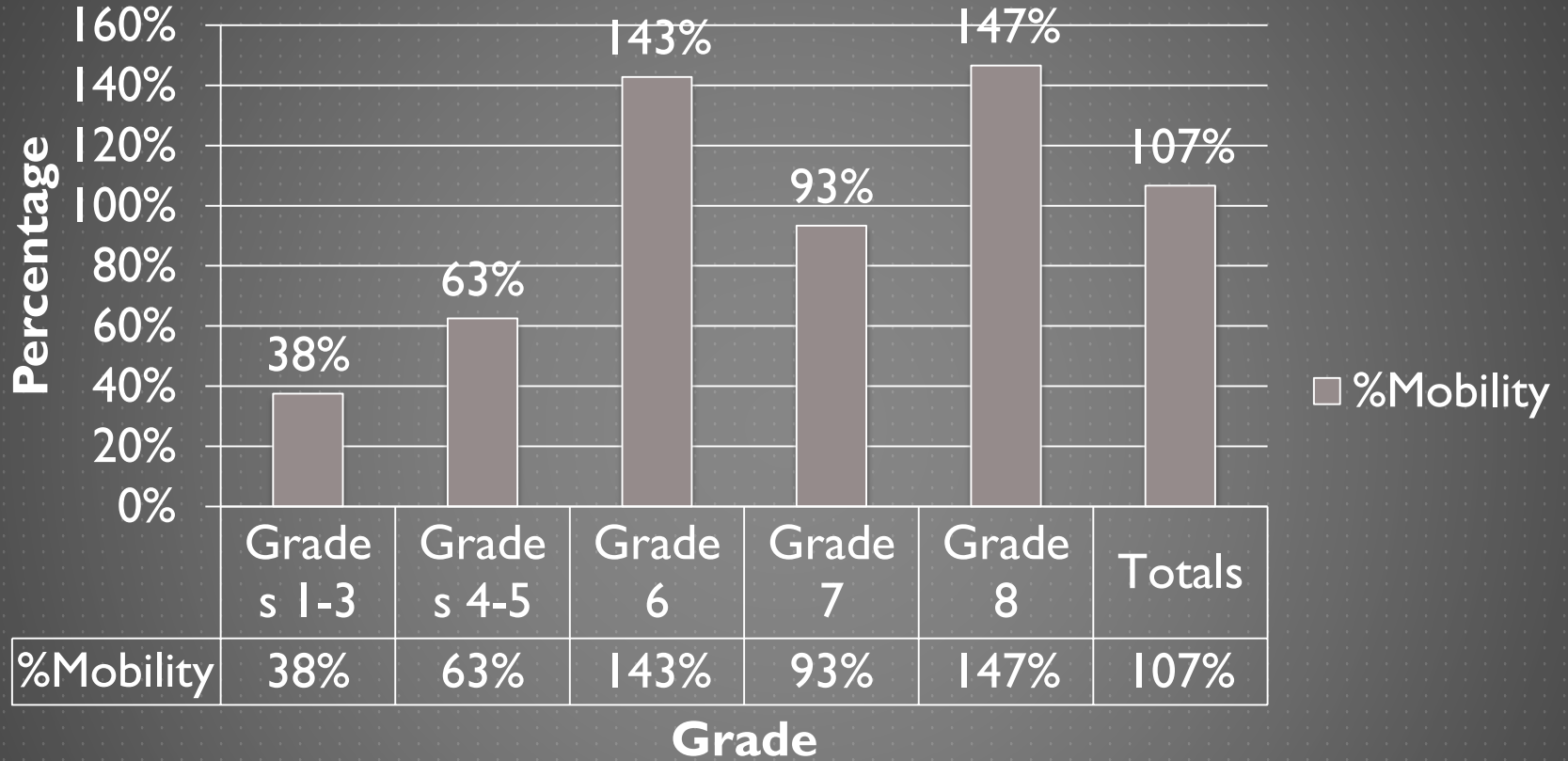
Educating Students

- ◆ Academically
- ◆ Behaviorally
- ◆ Socially

Focus for 2015-2016

- ◆ Capacity and Relationship Building as a staff
- ◆ Behavior Management with “Love ad Logic” philosophy training
- ◆ Teach the 9 behaviors to promote success in school and life
- ◆ Relationship building with students
- ◆ Data review-begin having conversations about data
- ◆ Separate teaming with elementary and middle school teams
- ◆ Increase IRI scores
- ◆ Increase STAR Reading and Math scores
- ◆ Show growth in end-of-course assessments
- ◆ Participate in professional development to improve writing skills
- ◆ Build on the academic accountability of the Total Learning Center
- ◆ Increase positive communication with parents
- ◆ Track behaviors and increase positive behaviors
- ◆ Increase student technology in the classroom
- ◆ Transition students into traditional classrooms (17)

TLC Mobility 2015-2016



Demographics

Hispanic/Latino- 46% (26 Students)

White- 51% (29 Students)

Native American- 1% (1 Student)
Student)

African American-1% (1

Special Education- 51% (29 Students)

Migrant- 4.87% (2 Junior High, 0 Grade school)

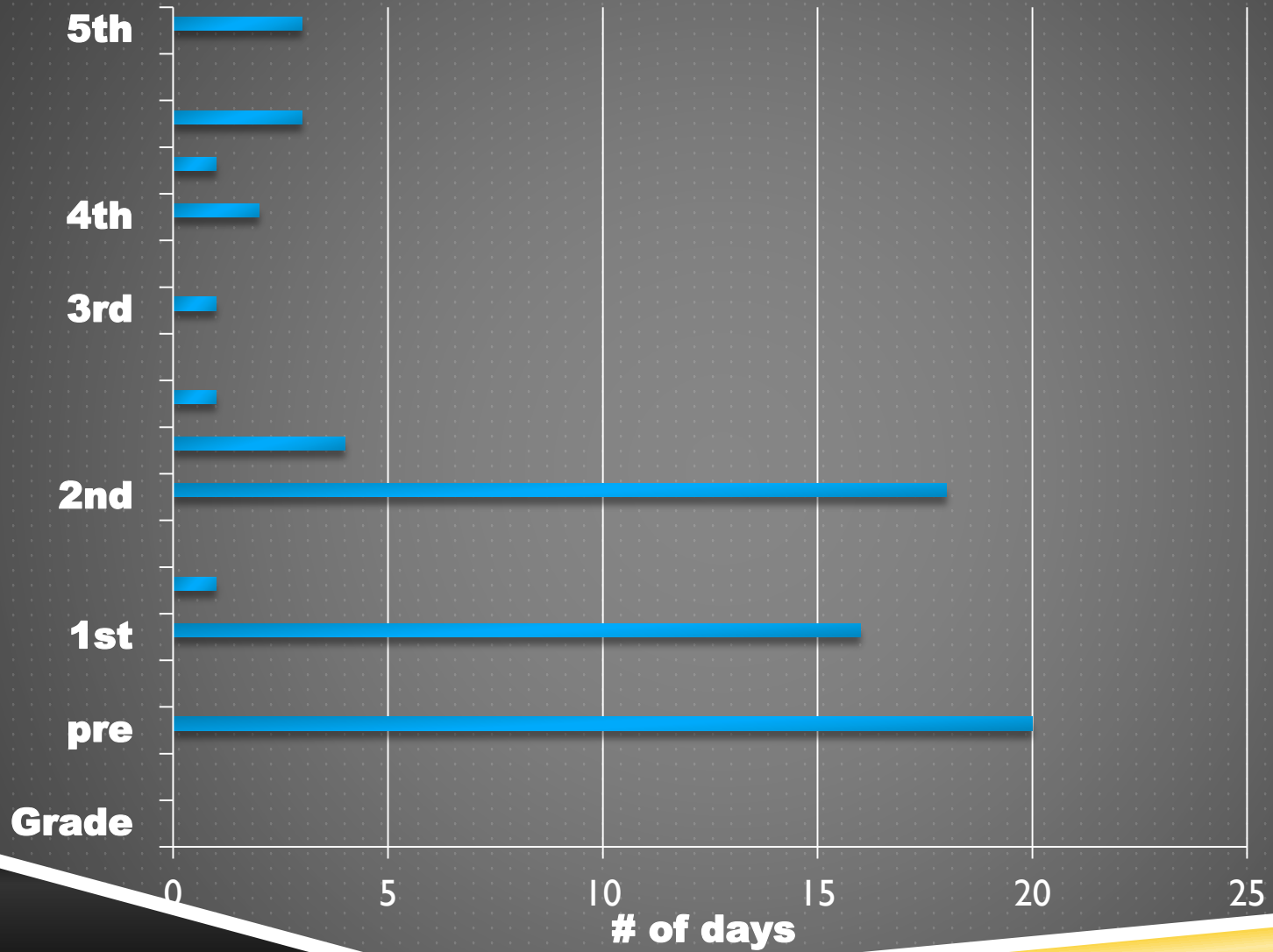
Free and Reduced Lunch- 88% (50 Students)

Limited English Proficient- 4.8% Junior High 6.25% Grade school

Male- 88% (50 Students) Female- 12% (7 Students)

TOTAL ENROLLMENT-57

TLC Time Out Room



RTI/MTSS Report

Grades 1-3 IRI:

(Benchmark): 1 student

(Intervention): 3 students

(Urgent Intervention): 4 students

Grades 4-5 STAR Reading:

Tier 1 (Benchmark): 4 students

Tier 2 (Intervention): 2 students

Tier 3 (Urgent Intervention): 2 students

Grade 6 STAR Reading:

Tier 1: (Benchmark): 1 student

Tier 2 (Intervention): 5 students

Tier 3 (Urgent Intervention): 8 students

STAR Reading

Grade 7 STAR Reading:

Tier 1 (Benchmark): 3 students

Tier 2 (Intervention): 6 students

Tier 3 (Urgent Intervention): 3 students

Grade 8 STAR Reading:

Tier 1 (Benchmark): 3 students

Tier 2 (Intervention): 8 students

Tier 3 (Urgent Intervention): 3 students

STAR Math

Grades 1-3:

Tier 1 (Benchmark): 4 students

Tier 2 (Intervention): 6 students

Tier 3 (Urgent Intervention):

Grades 4-5:

Tier 1 (Benchmark): 6 students

Tier 2 (intervention): 1 student

Tier 3 (Urgent Intervention): 1 student

STAR Math

Grade 6:

Tier 1 (Benchmark): 1 student

Tier 2: (Intervention): 7 students

Tier 3 (Urgent Intervention): 4 students

Grade 7:

Tier 1 (Benchmark): 5 students

Tier 2 (Intervention): 6 students

Tier 3 (Urgent Intervention): 1 student

Grade 8:

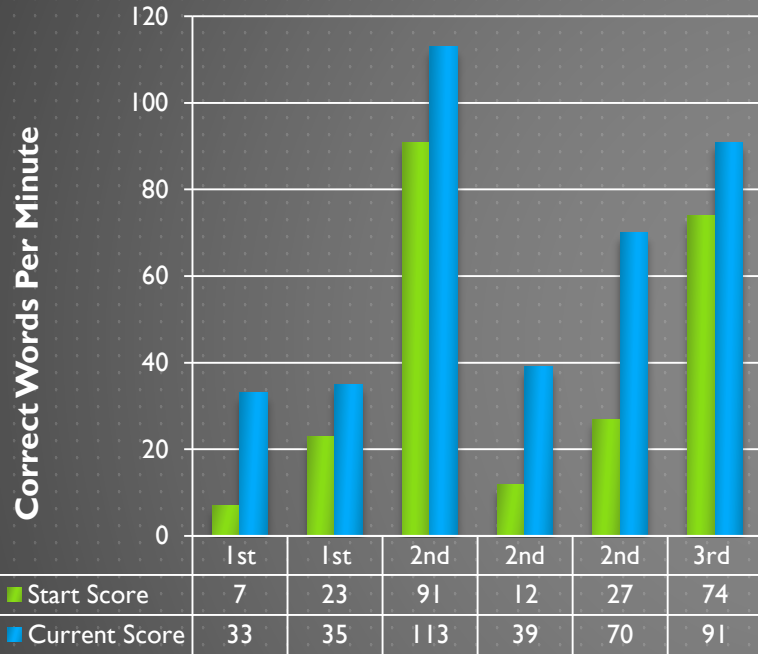
Tier 1 (Benchmark): 4 students

Tier 2 (Intervention): 8 students

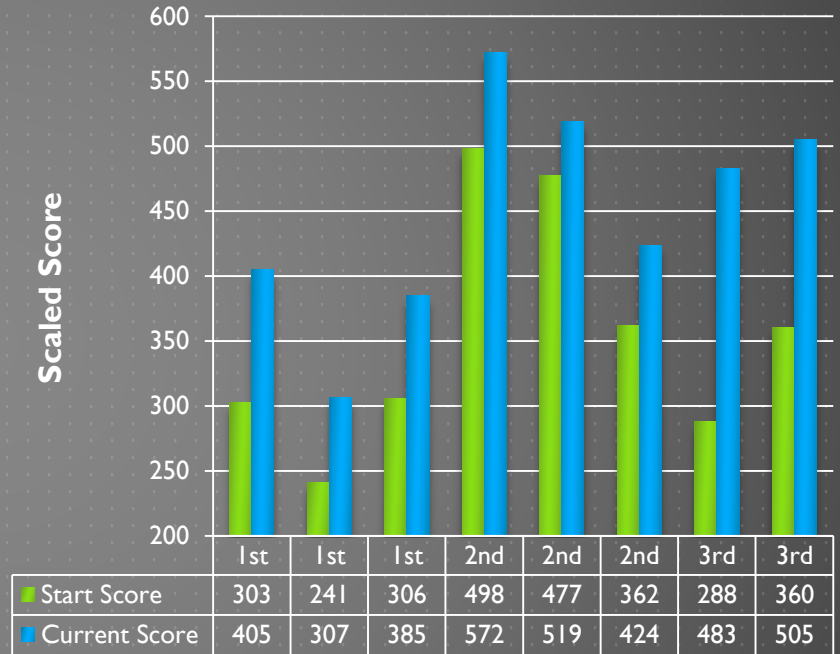
Tier 3 (Urgent Intervention): 1 student

GRADES 1-3

Ist - 3rd Reading Fluency

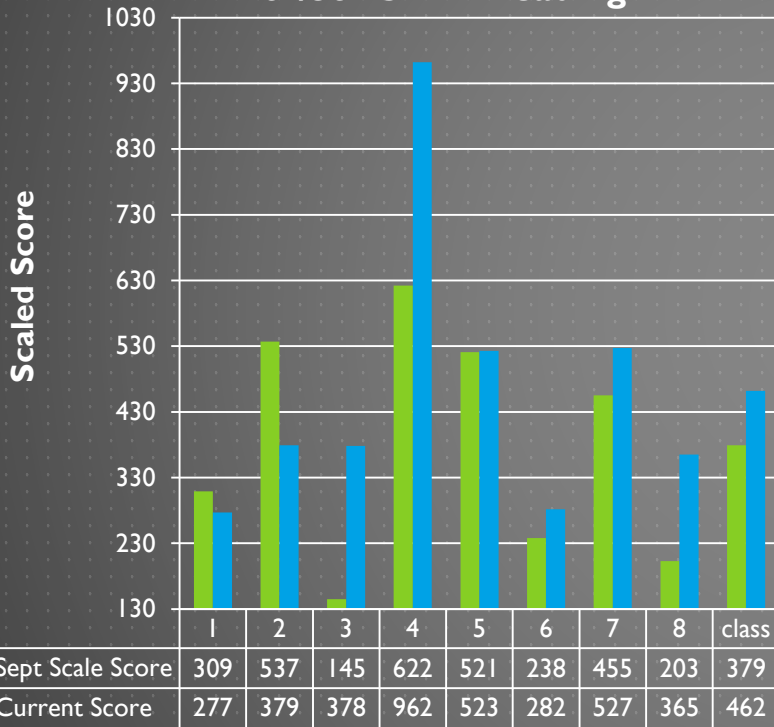


Ist - 3rd STAR Math

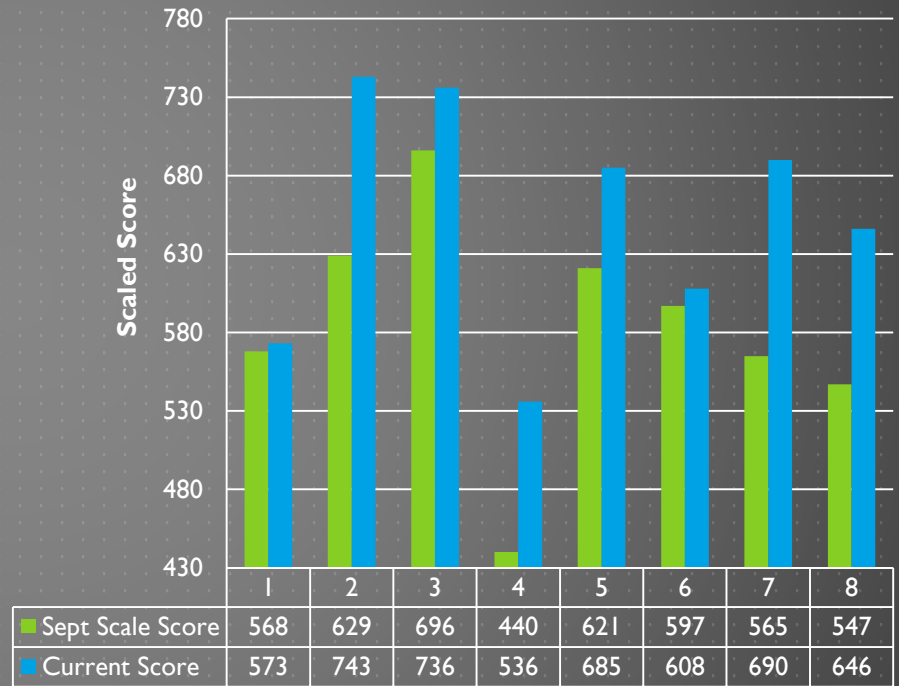


4th - 5th Grade

4th/5th STAR Reading

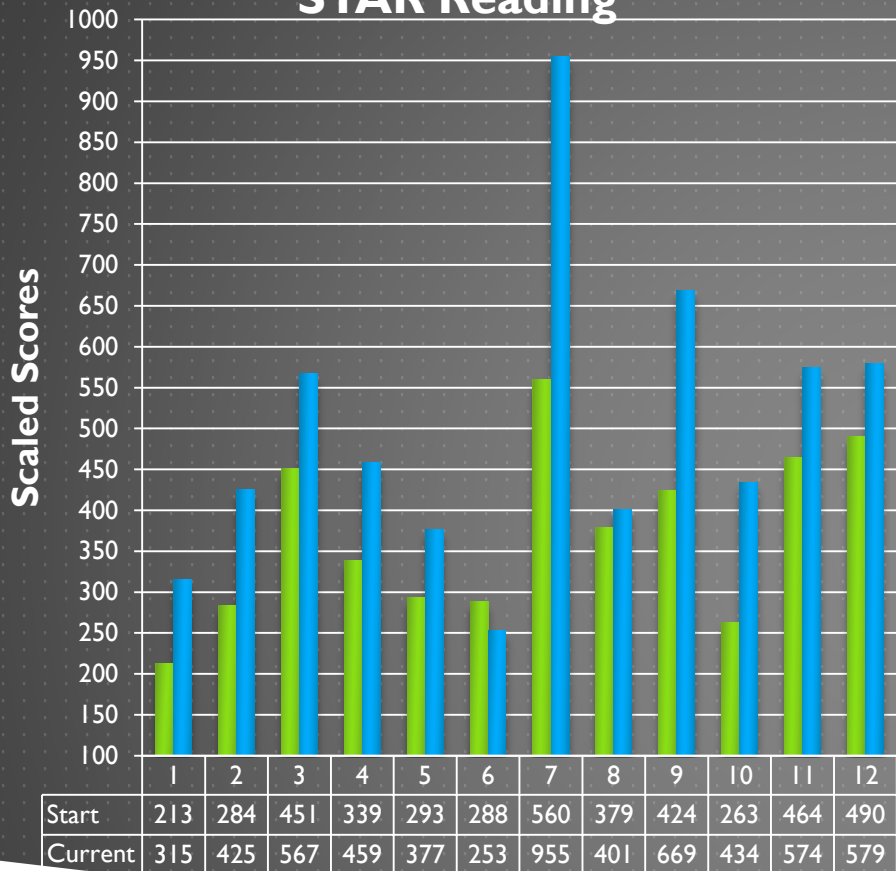


4th/5th STAR Math

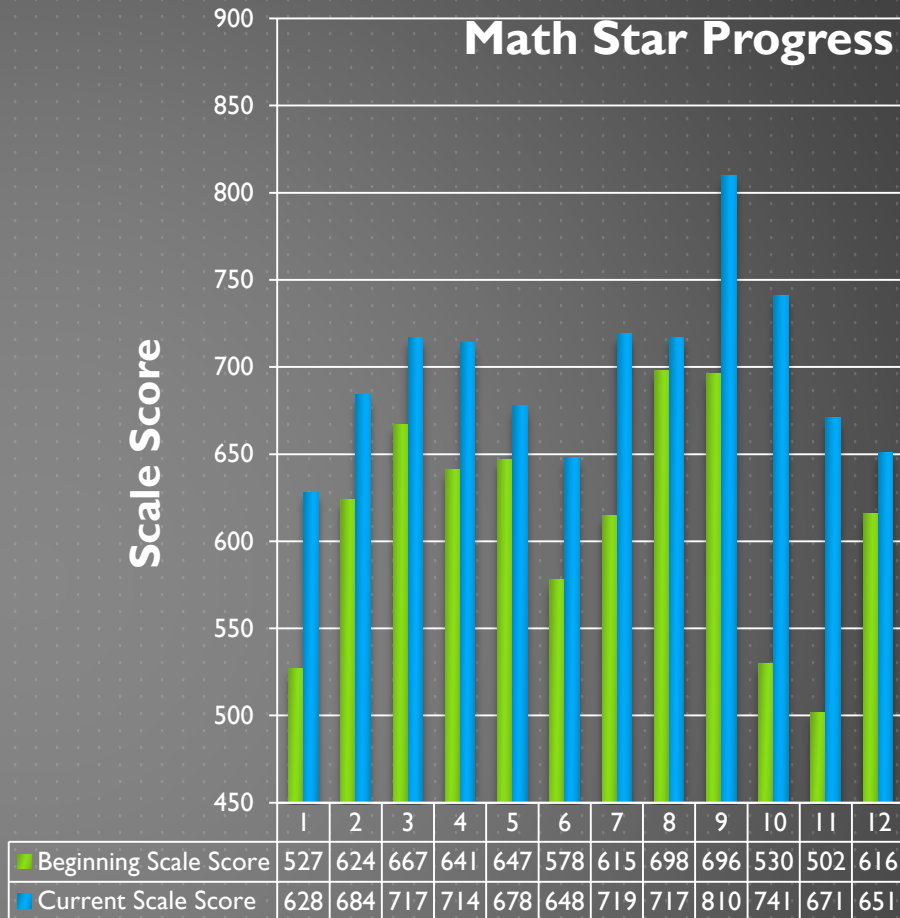


6TH GRADE

STAR Reading

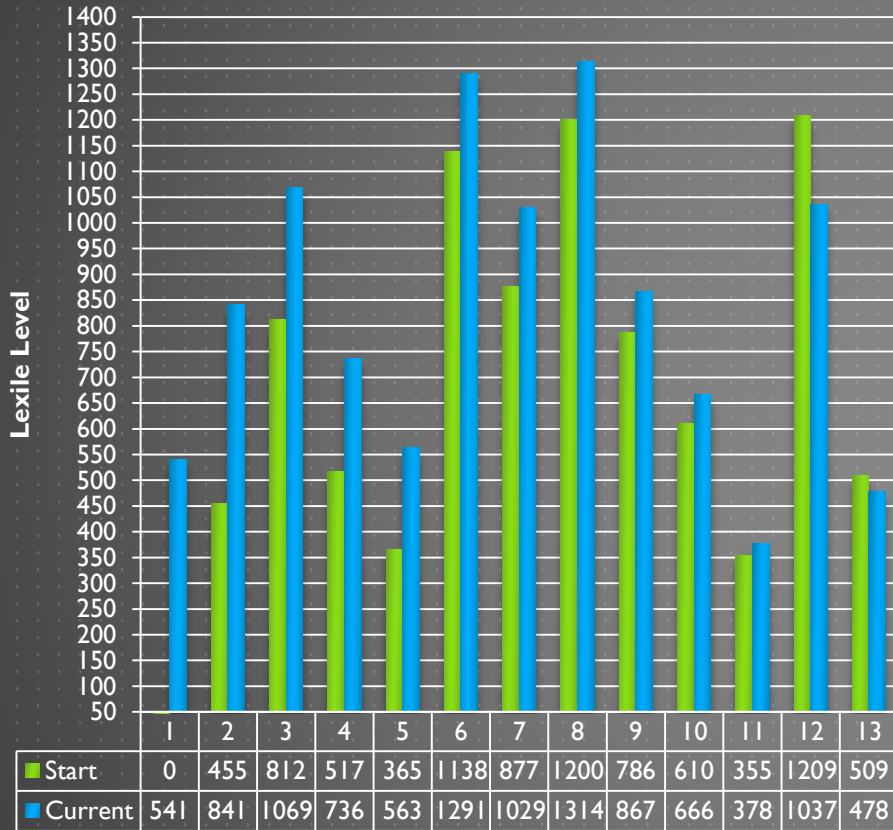


Math Star Progress

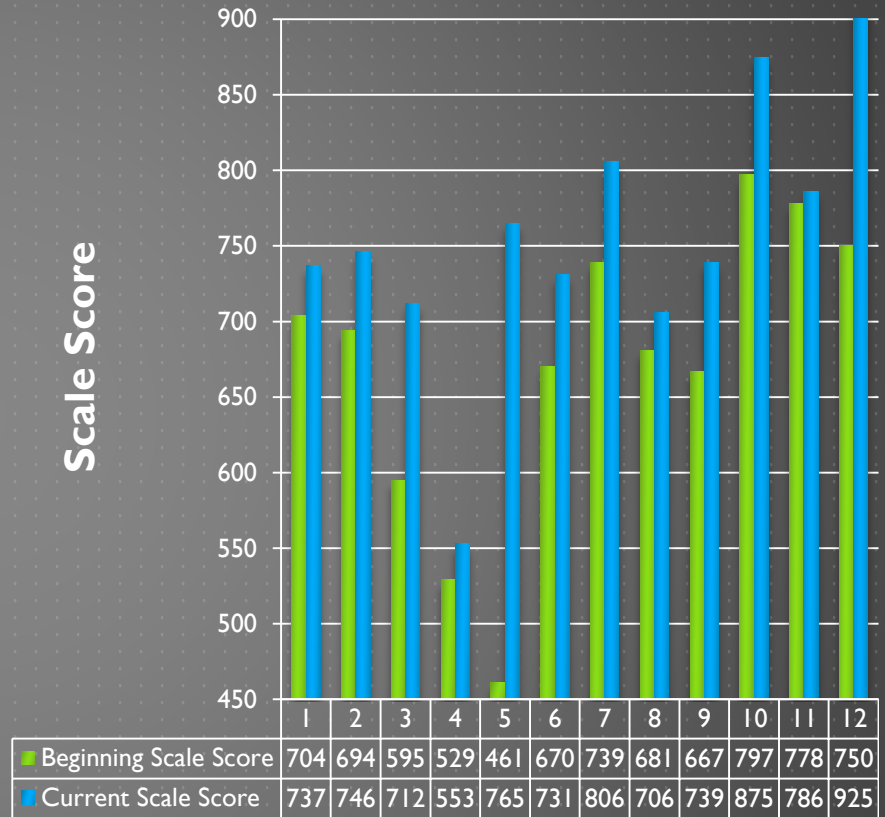


7TH GRADE

Lexile Growth



STAR Math

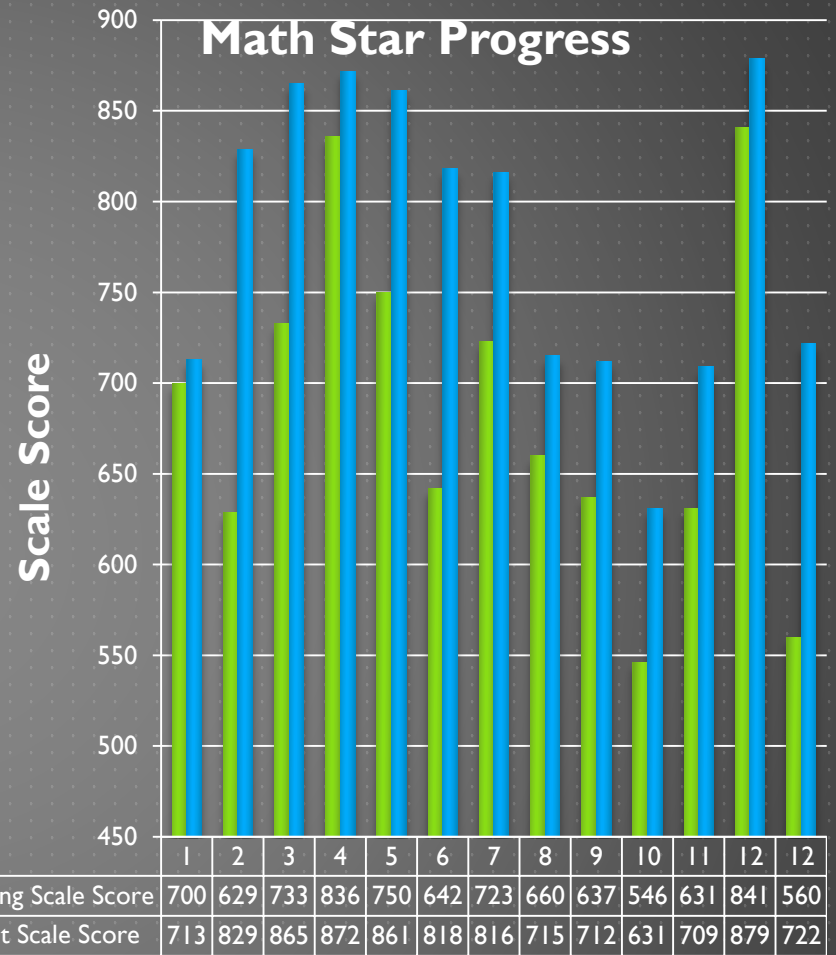


Lexile Growth

8th Grade



Math Star Progress



GOALS FOR 2016-2017

- ✧ “Mindset” summer read for teachers
- ✧ Group will be a class with curriculum and credit for middle school “Brainology”
- ✧ Susannah has completed a “Needs” survey which will determine the focus of groups for the upcoming year
- ✧ New reading and math curriculum in all grades
- ✧ Improve on using data to drive instruction and track growth
- ✧ Develop more academic accountability
- ✧ Behavior focus through PBIS, and “Love and Logic”
- ✧ Students will be accountable for tracking their own behaviors
- ✧ “Grumpmeter” behavior regulation program for elementary students

THANKS FOR YOUR SUPPORT!

A special thanks to Colleen Johnson for on-site visits and training!