


STATE REPORTED  
DATA. ANY  
DISCIPLINARY  
ACTION THAT  
REMOVES  
STUDENTS FROM  
THEIR  
INSTRUCTIONAL  
SETTING.



# 2023-2024 Discipline Data Update

# 2020

\*Note-Final Quarter conducted completely virtual

## DAEP

### Placements

Elementary-13

Middle School-68

High School-125

Total-206

### Out of School Suspensions

Elementary-84

Middle School-532

High School-228

Total-844

### In School Suspensions

Elementary-208

Middle School-  
1542

High School-487

Total-2237

# 2021

\*Large percentage of the district participated a portion or the entire year virtually  
DAEP

## Placements

Elementary-16

Middle School- 68

High School- 109

Total- 193

## Out of School Suspensions

Elementary- 92

Middle School-  
307

High School- 204

Total- 603

## In School Suspensions

Elementary- 244

Middle School-  
1058

High School- 451

Total- 1753

# 2022

DAEP  
Placements

Elementary-36  
Middle School-160  
High School-333  
Total-529

Out of School  
Suspension

Elementary-173  
Middle School-933  
High School-751  
Total-1857

In School  
Suspension

Elementary-352  
Middle School-  
2598  
High School-1554  
Total-4504

# 2023

DAEP  
Placements

Elementary-44  
Middle School-250  
High School-424  
Total-718

Out of School  
Suspension

Elementary-187  
Middle School-  
1230  
High School-1364  
Total-2781

In School  
Suspension

Elementary-364  
Middle School-  
2828  
High School-1387  
Total-4579

# 2024

DAEP  
Placements

Elementary-43  
Middle School-284  
High School-449  
Total-776

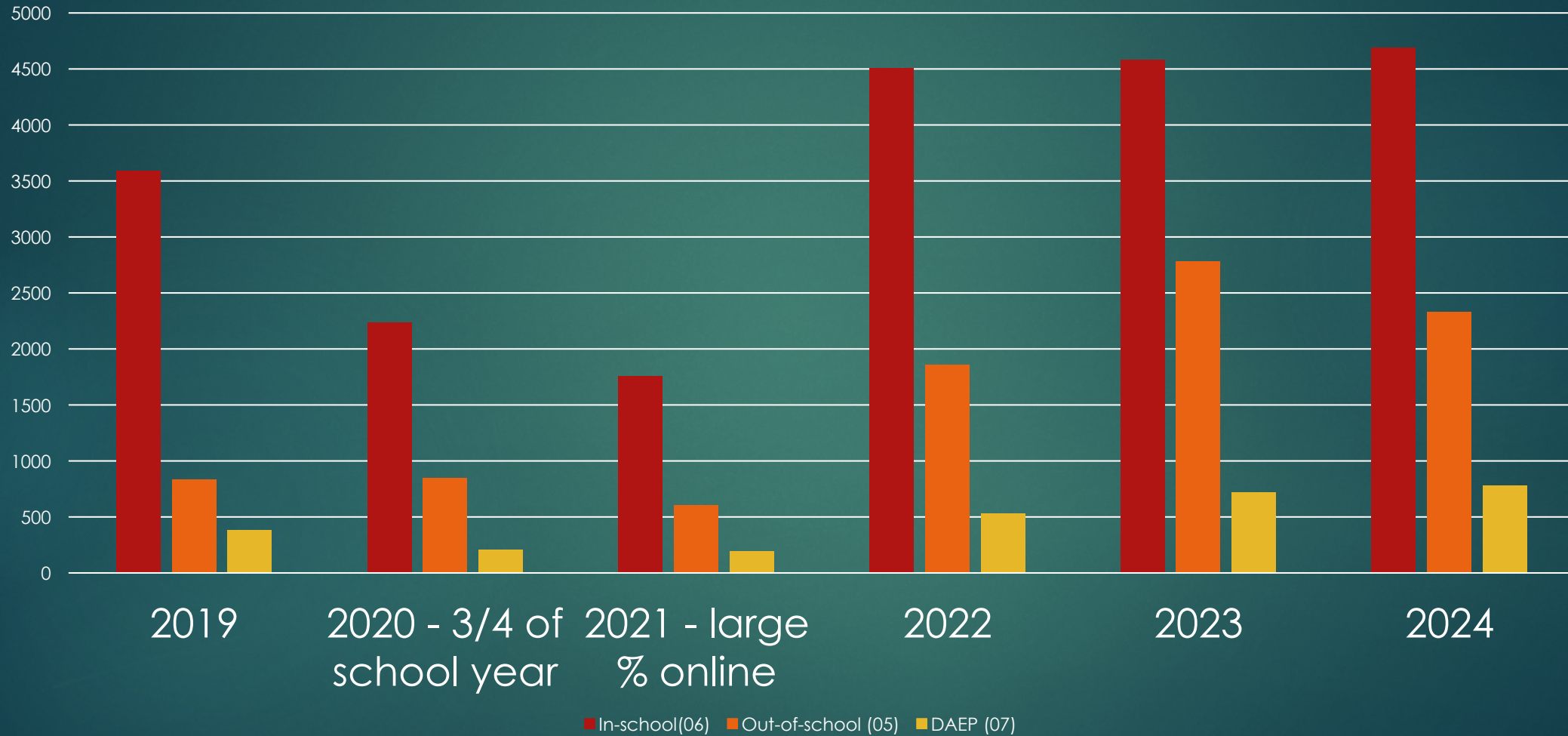
Out of School  
Suspension

Elementary-231  
Middle School-  
1098  
High School-998  
Total- 2327

In School  
Suspension

Elementary-388  
Middle School-  
2861  
High School-1436  
Total-4685

## Visual of Six-Year Comparison



State  
reported  
data for  
2020-2021  
(secondary  
only).

Secondary Campus	06 - ISS (in-school)	05 - OSS (out-of-school)	07 - DAEP (alt school)
Braswell	139	41	32
Denton	122	33	16
Guyer	74	58	26
Ryan	152	96	51
Calhoun	163	52	10
Crownover	48	24	6
Harpool	77	20	6
McMath	158	23	10
Myers	144	80	13
Navo	125	58	8
Rodriguez	187	32	6
Strickland	153	15	9
Totals	1542	532	193



State  
reported  
data for  
2021-2022  
(secondary  
only).

Secondary Campus	06 - ISS (in-school)	05 - OSS (out-of-school)	07 - DAEP (alt school)
Braswell	465	196	113
Denton	515	146	66
Guyer	192	176	43
Ryan	382	233	111
Calhoun	198	122	25
Crownover	155	54	5
Harpool	129	16	6
McMath	491	116	31
Myers	308	214	23
Navo	464	177	15
Rodriguez	443	164	38
Strickland	410	70	17
Totals	4152	1684	493

State  
reported  
data for  
2022-2023  
(secondary  
only).

<b>High School</b>	<b>06 - ISS(in-school)</b>	<b>05- OSS (out-of-school)</b>	<b>07- DAEP (alt school)</b>
Braswell	375	481	139
Denton	489	112	92
Guyer	105	143	42
Ryan	398	351	138
Calhoun	201	107	39
Crownover	212	51	11
Harpool	113	29	5
McMath	462	179	31
Myers	333	219	45
Navo	433	169	26
Rodriguez	566	204	45
Strickland	508	106	48
	4195	2151	661

State  
reported  
data for  
2023-2024  
(secondary  
only).

High School	06 - ISS(in-school)	05- OSS (out-of-school)	07- DAEP (alt school)
Braswell	350	431	148
Denton	547	76	97
Guyer	119	137	54
Ryan	420	354	150
Calhoun	127	65	24
Crownover	163	54	14
Harpool	134	27	3
McMath	352	188	21
Myers	249	225	42
Navo	423	114	42
Rodriguez	485	130	47
Pat Cheek	408	178	16
Strickland	520	117	75
	4297	2096	733

High School	06 - ISS (in-school)	05 - OSS (out-of-school)	07 - DAEP (alt school)
Braswell	139	41	32
Denton	122	33	16
Guyer	74	58	26
Ryan	152	96	51
	487	228	125

High School  
state  
reported  
data for  
2020-2021

High School	06 - ISS (in-school)	05 - OSS (out-of-school)	07 - DAEP (alt school)
Braswell	465	196	113
Denton	515	146	66
Guyer	192	176	43
Ryan	382	233	111
	1554	751	333

High School  
state  
reported  
data for  
2021-2022

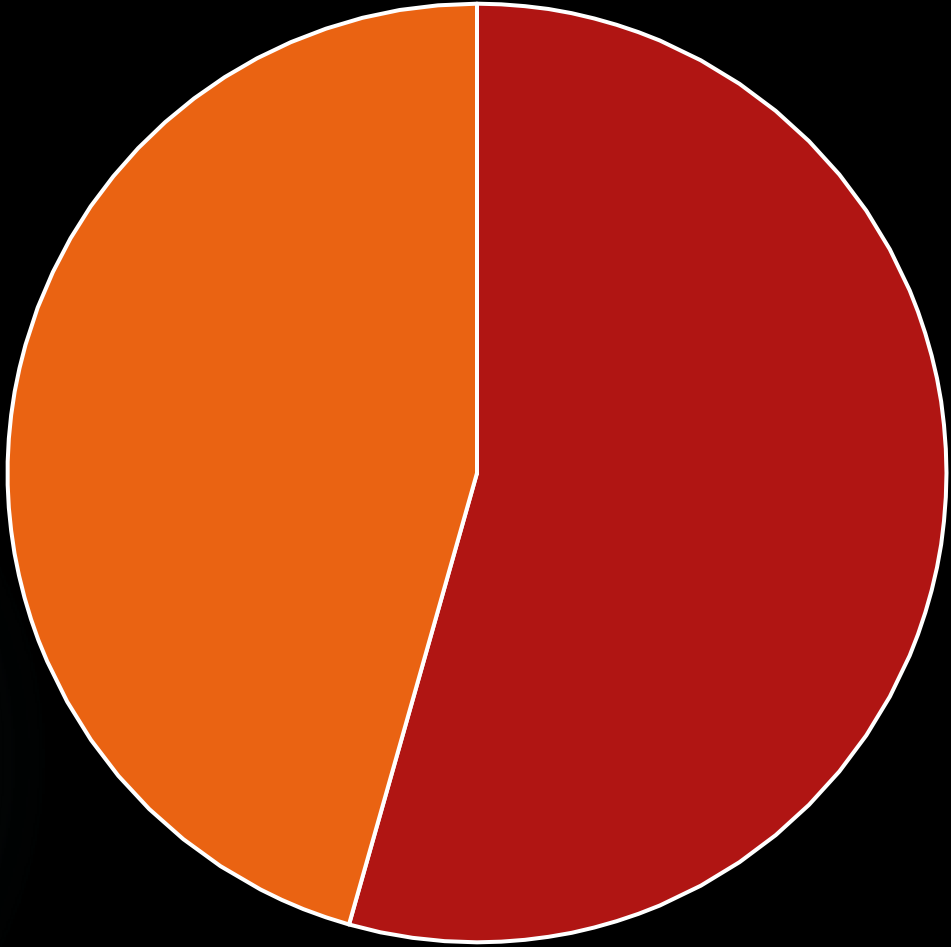
High School	06 - ISS(in-school)	05- OSS (out-of-school)	07- DAEP (alt school)
Braswell	375	481	139
Denton	489	112	92
Guyer	105	143	42
Ryan	398	351	138
	1367	1087	411

High School  
state  
reported  
data for  
2022-2023

High School	06 - ISS (in-school)	05 - OSS (out-of-school)	07 - DAEP (alt school)
<b>Braswell</b>	<b>350</b>	<b>431</b>	<b>148</b>
<b>Denton</b>	<b>547</b>	<b>76</b>	<b>97</b>
<b>Guyer</b>	<b>119</b>	<b>137</b>	<b>54</b>
<b>Ryan</b>	<b>420</b>	<b>354</b>	<b>150</b>
	<b>1436</b>	<b>998</b>	<b>449</b>

High School  
state  
reported  
data for  
2023-2024

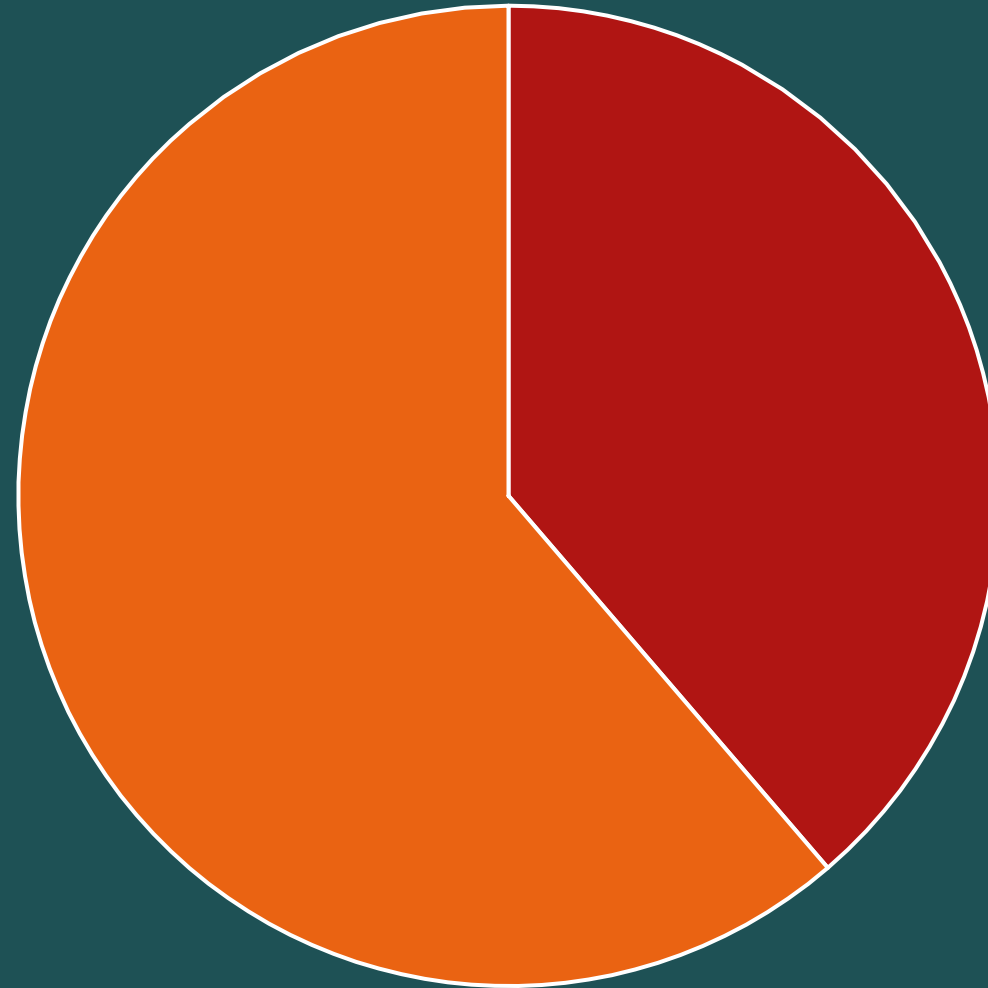
HS DAEP Mandatory vs. Discretionary 2020-2021



■ Mandatory ■ Discretionary

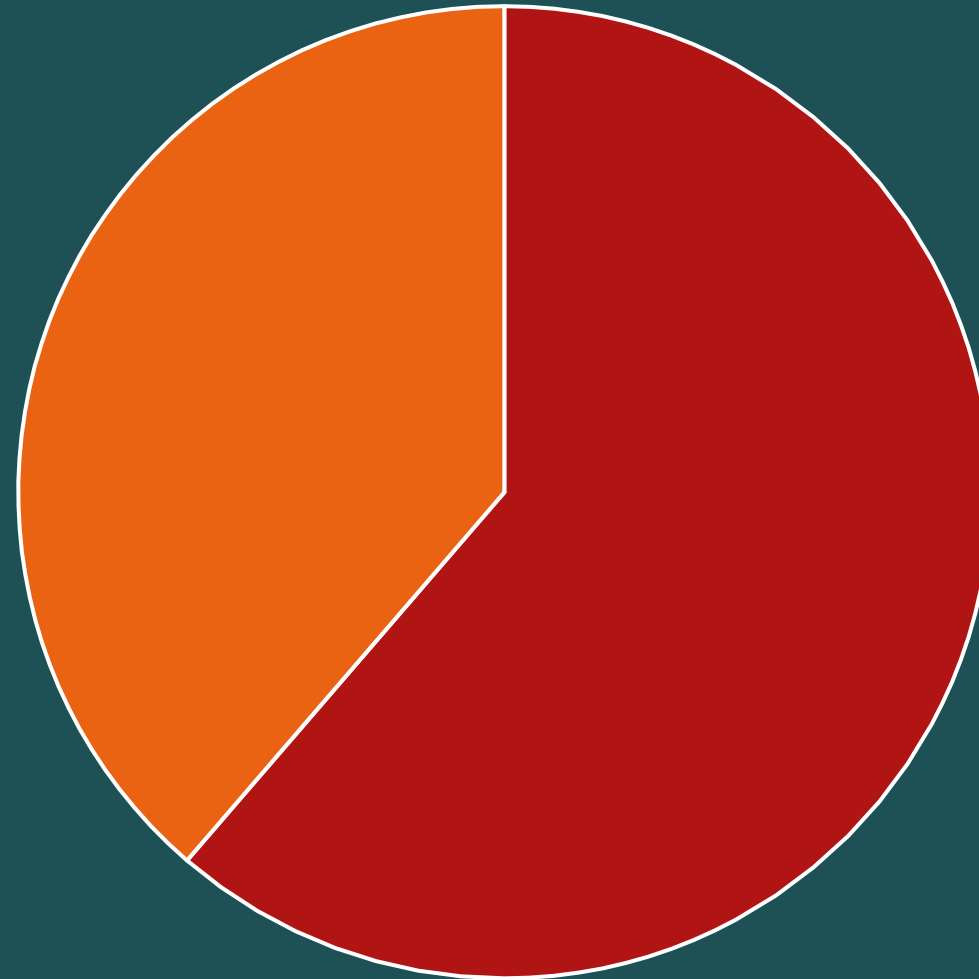


# HS DAEP Mandatory vs. Discretionary 2021-2022



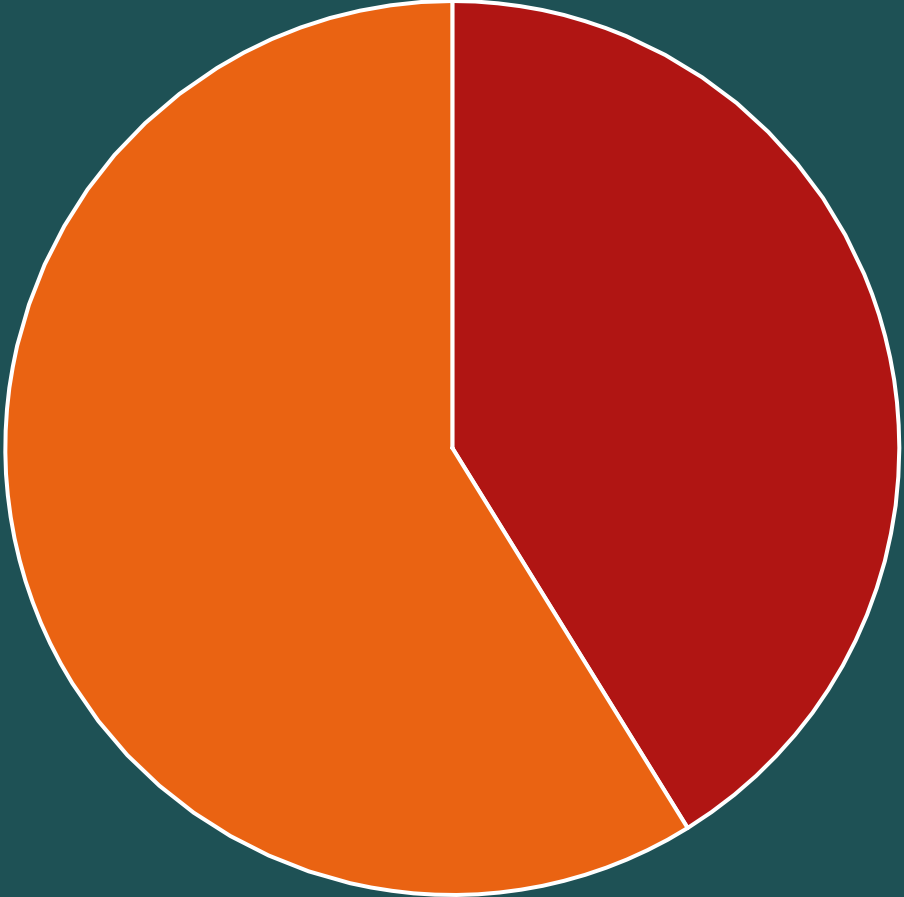
■ Mandatory ■ Discretionary

# HS DAEP Mandatory vs. Discretionary 2022-2023



■ Mandatory ■ Discretionary

# HS DAEP Mandatory vs. Discretionary 2023-2024



■ Discretionary ■ Mandatory

Middle School	06 - ISS (in-school)	05 - OSS (out-of-school)	07 - DAEP (alt school)
Calhoun	163	52	10
Crownover	48	24	6
Harpool	77	20	6
McMath	158	23	10
Myers	144	80	13
Navo	125	58	8
Rodriguez	187	32	6
Strickland	153	15	9
	1055	304	68

Middle School state reported data for 2020-2021

Middle School	06 - ISS (in-school)	05 - OSS (out-of-school)	07 - DAEP (alt school)
Calhoun	198	122	25
Crownover	155	54	5
Harpool	129	16	6
McMath	491	116	31
Myers	308	214	23
Navo	464	177	15
Rodriguez	443	164	38
Strickland	410	70	17
	2598	933	160

Middle School state reported data for 2021-2022

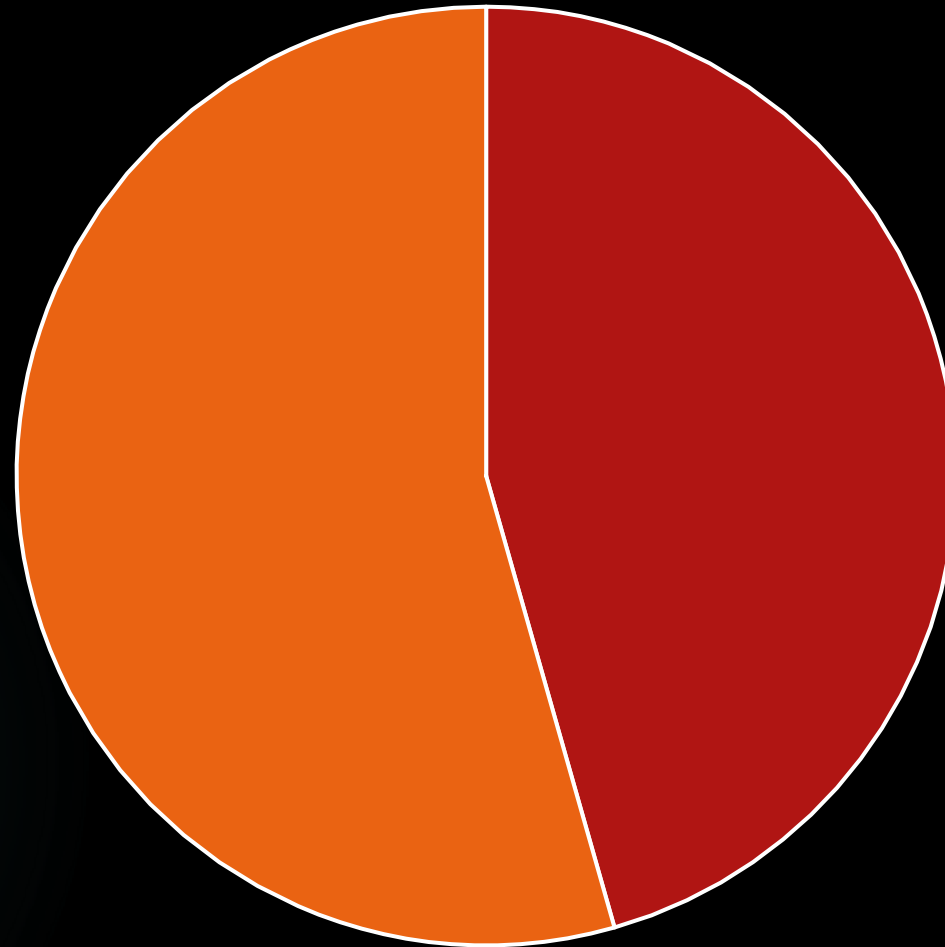
Middle School	06 - ISS (in-school)	05- OSS (out-of-school)	07- DAEP (alt school)
Calhoun	201	107	39
Crownover	212	51	11
Harpool	113	29	5
McMath	462	179	31
Myers	333	219	45
Navo	433	169	26
Rodriguez	566	204	45
Strickland	508	106	48
	2828	1064	250

Middle School state reported data for 2022-2023

Middle School	06 - ISS (in-school)	05- OSS (out-of-school)	07- DAEP (alt school)
Calhoun	127	65	24
Crownover	163	54	14
Harpool	134	27	3
McMath	352	188	21
Myers	249	225	42
Navo	423	114	42
Rodriguez	485	130	47
Pat Cheek	408	178	16
Strickland	520	117	75
	2861	1098	284

Middle School state reported data for 2023-2024

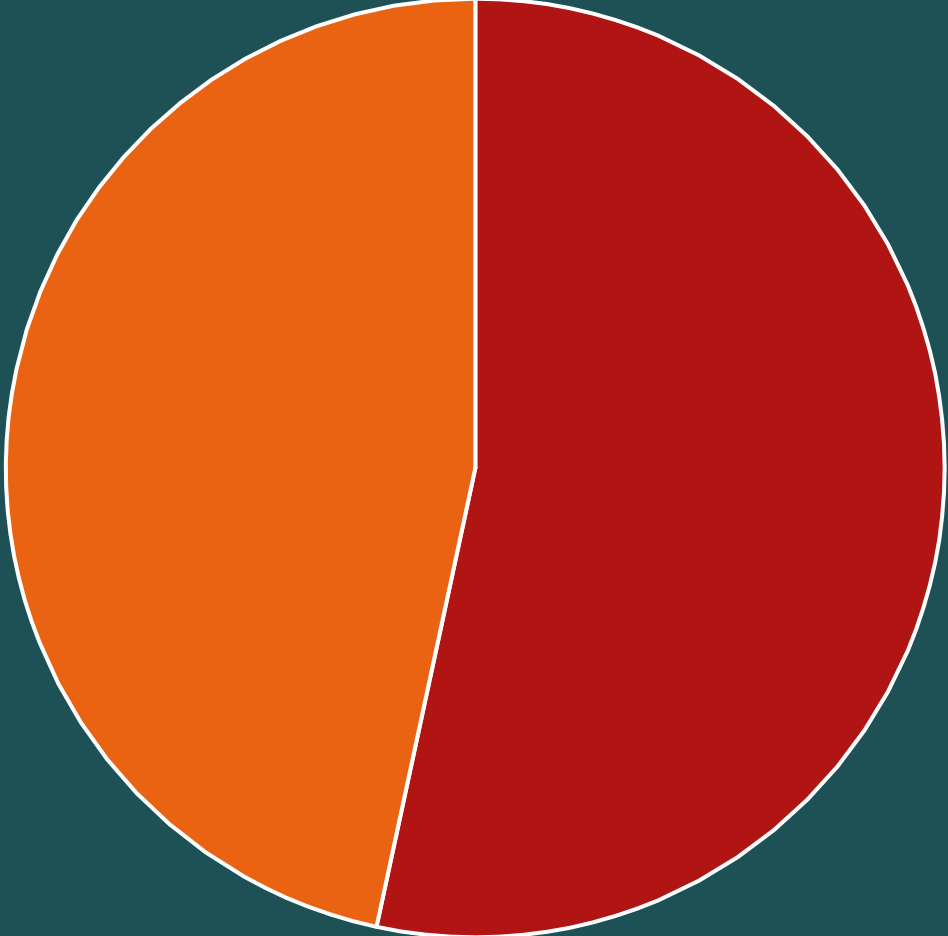
MS DAEP Mandatory vs. Discretionary 2020-2021



■ Mandatory ■ Discretionary

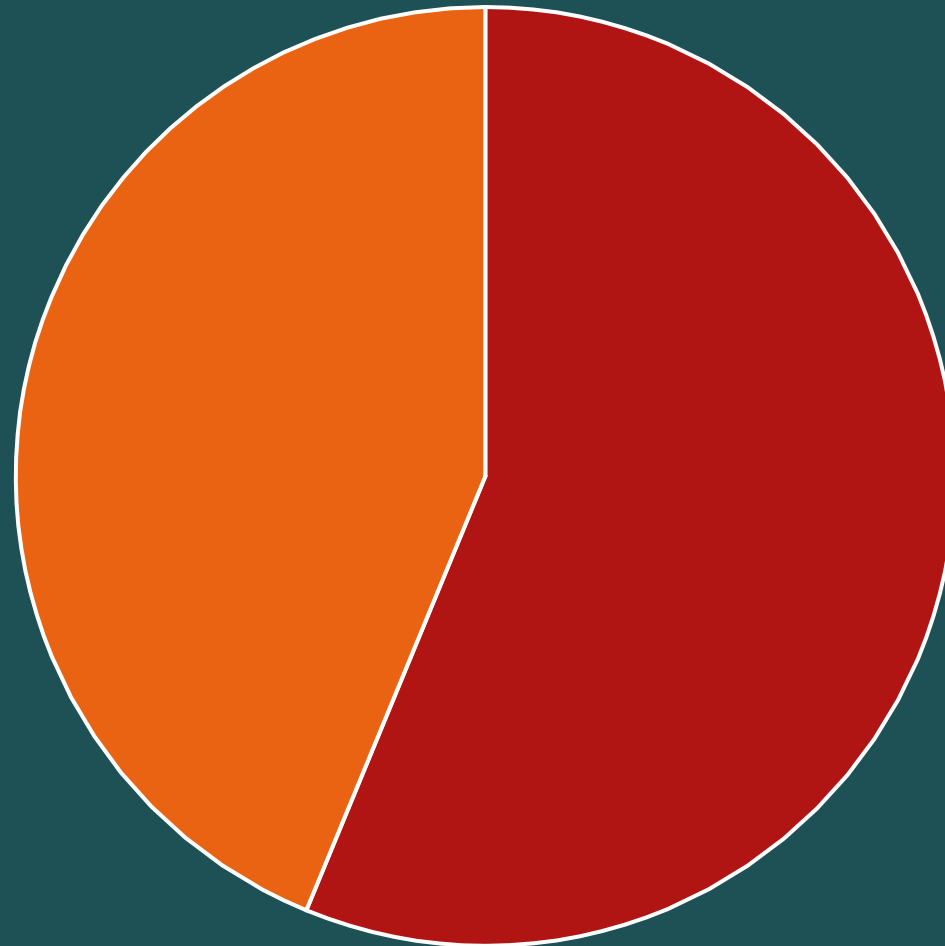


MS DAEP Mandatory vs. Discretionary 2021-2022



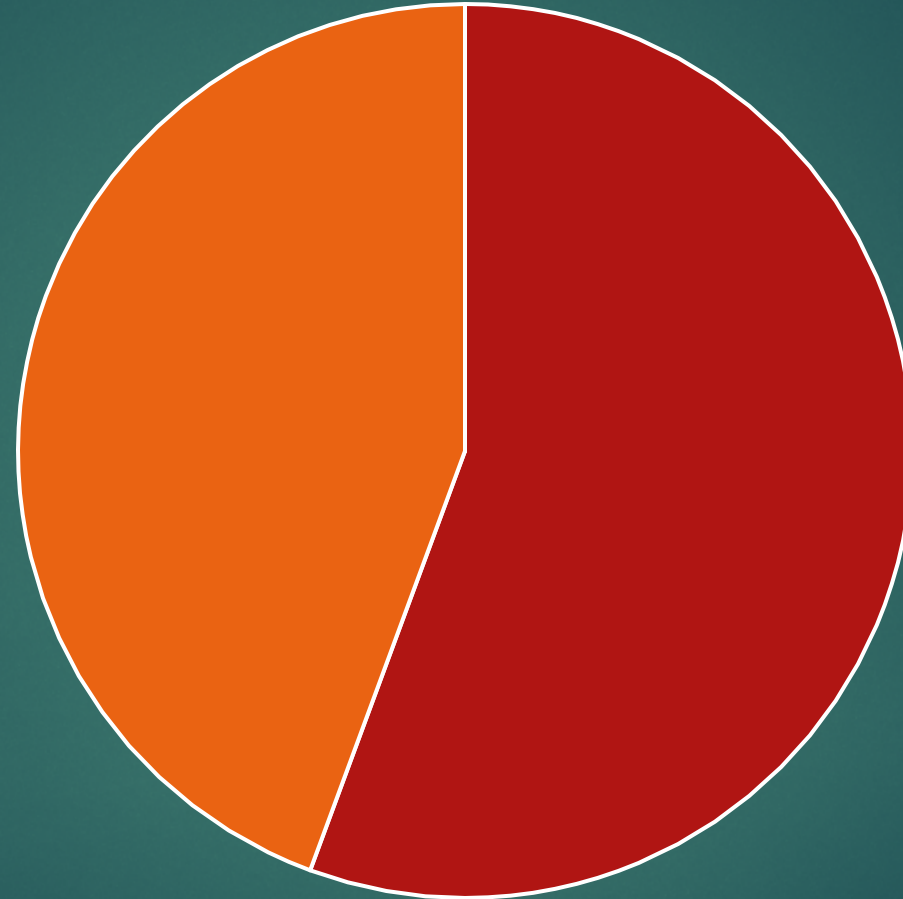
■ Mandatory ■ Discretionary

## MS DAEP Mandatory vs. Discretionary 2022-2023



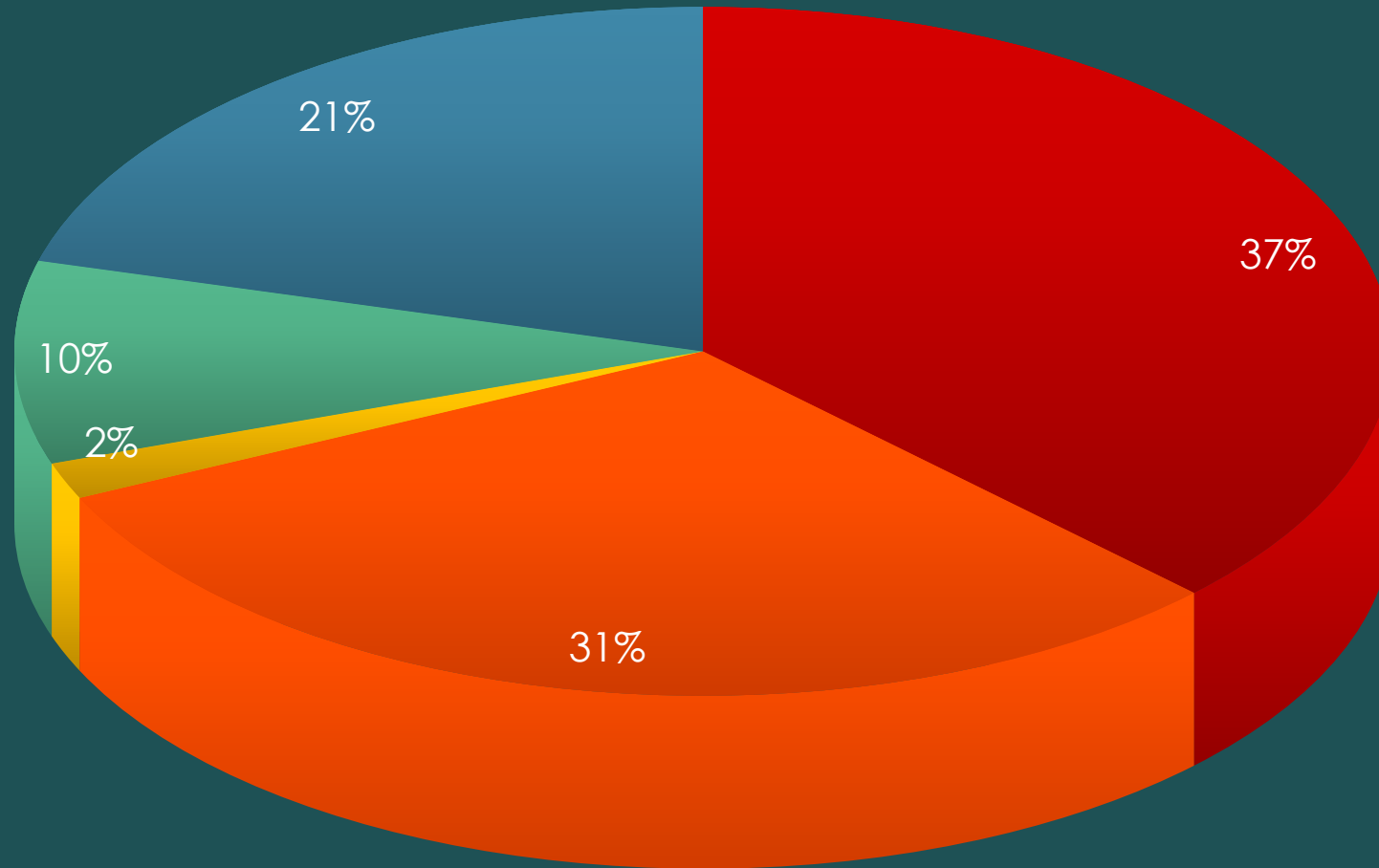
■ Mandatory ■ Discretionary

# MS DAEP Mandatory vs. Discretionary 2023-2024



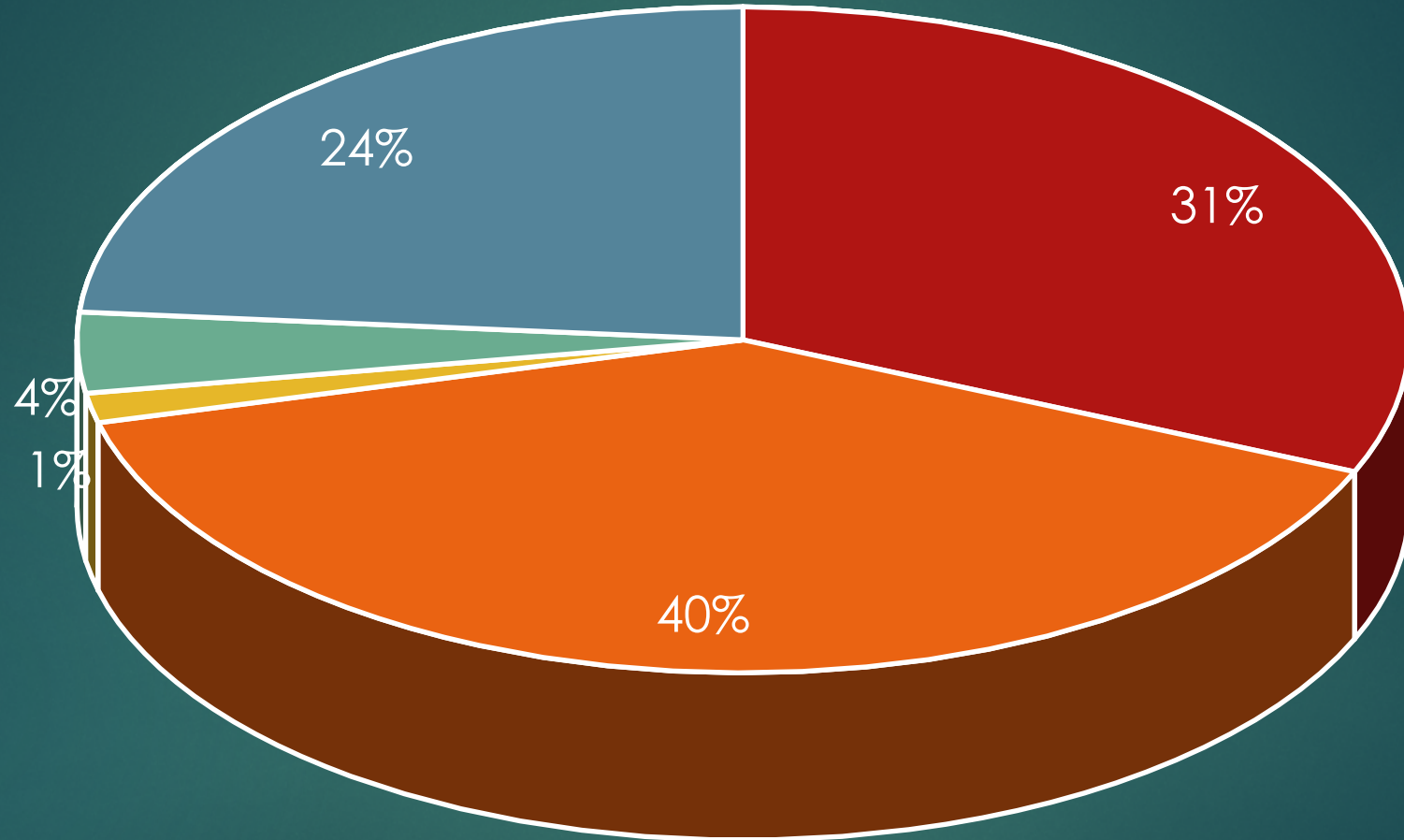
■ Discretionary ■ Mandatory

## Comprehensive HS In-School Suspensions (06's) 2022-2023



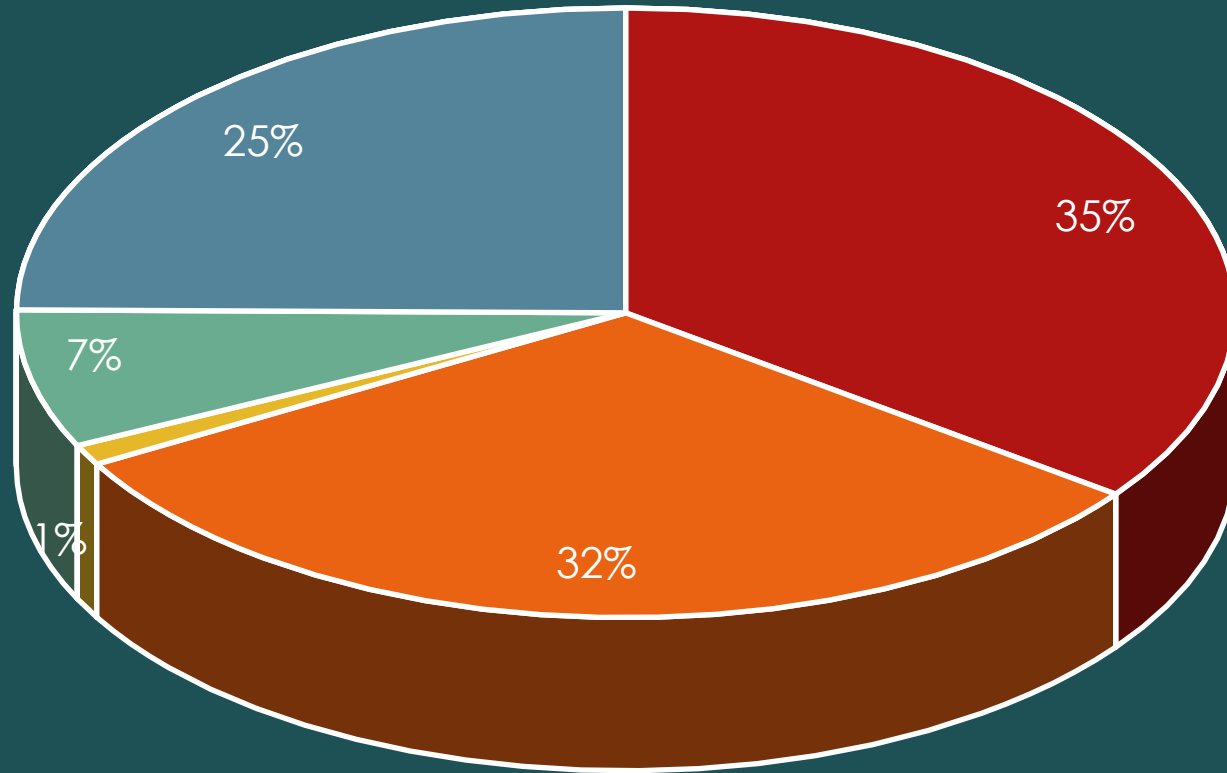
■ Black or African American ■ Hispanic or Latino ■ Other ■ Two or More Races ■ White

# Comprehensive HS In-School Suspensions (06's) 2020-2021



Black or African American Hispanic or Latino Other Two or More Races White

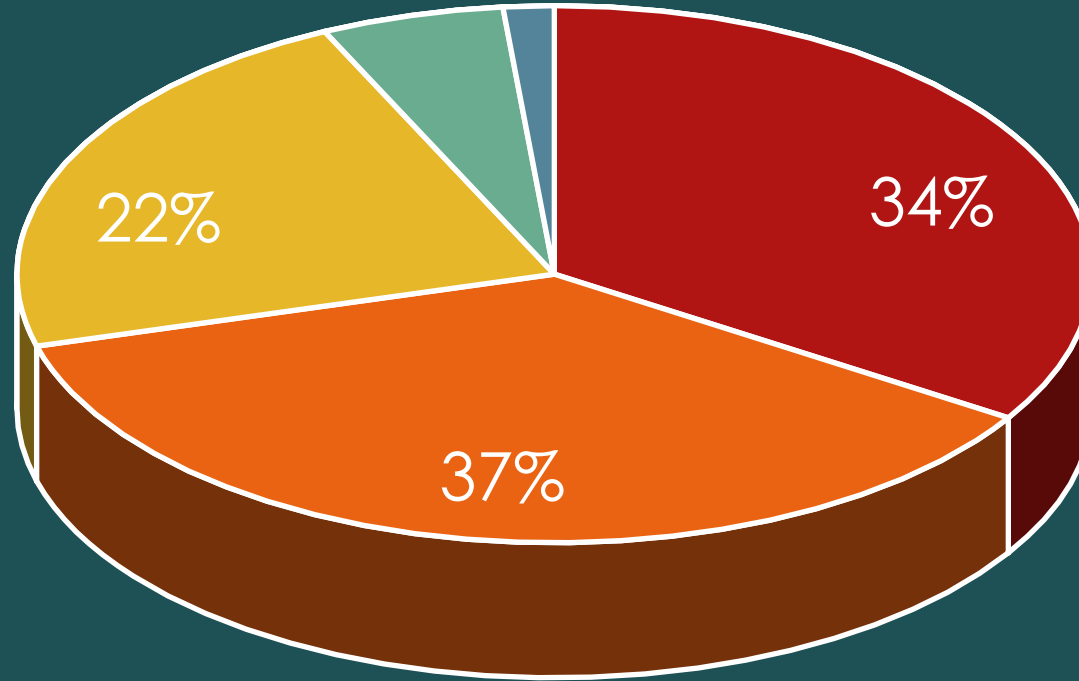
## Comprehensive HS In-School Suspensions (06's) 2021-2022



■ Black or African American ■ Hispanic or Latino ■ Other ■ Two or More Races ■ White

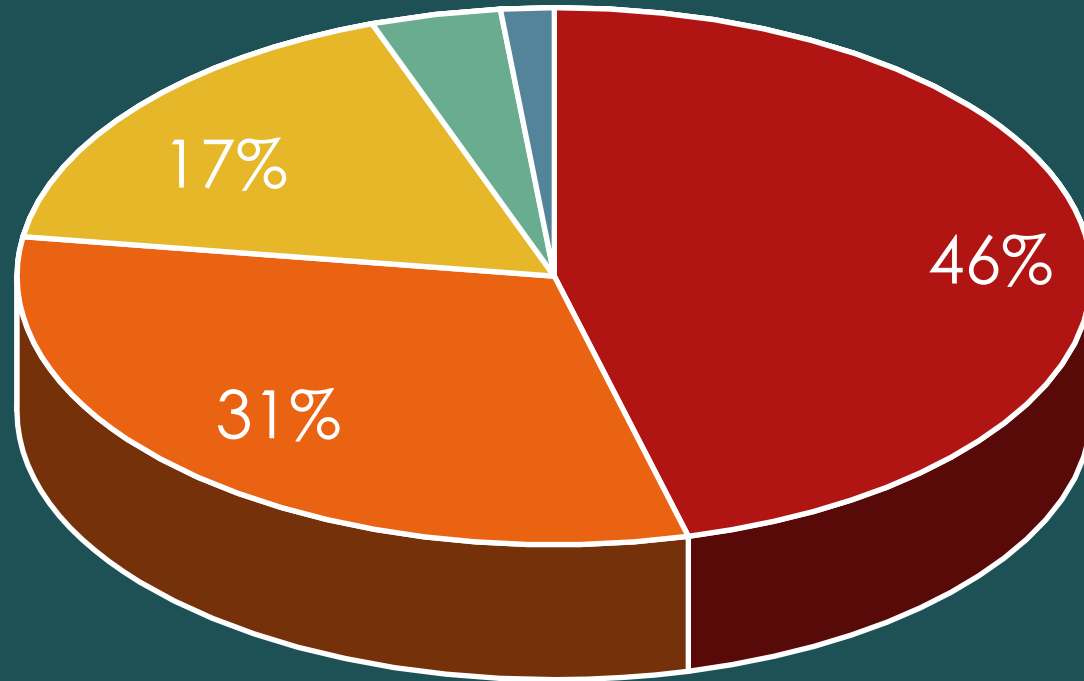
# Comprehensive HS In-School Suspensions (06's)

2023-2024  
6% 2%



- Black or African American
- Hispanic or Latino
- Other
- Two or More races
- White

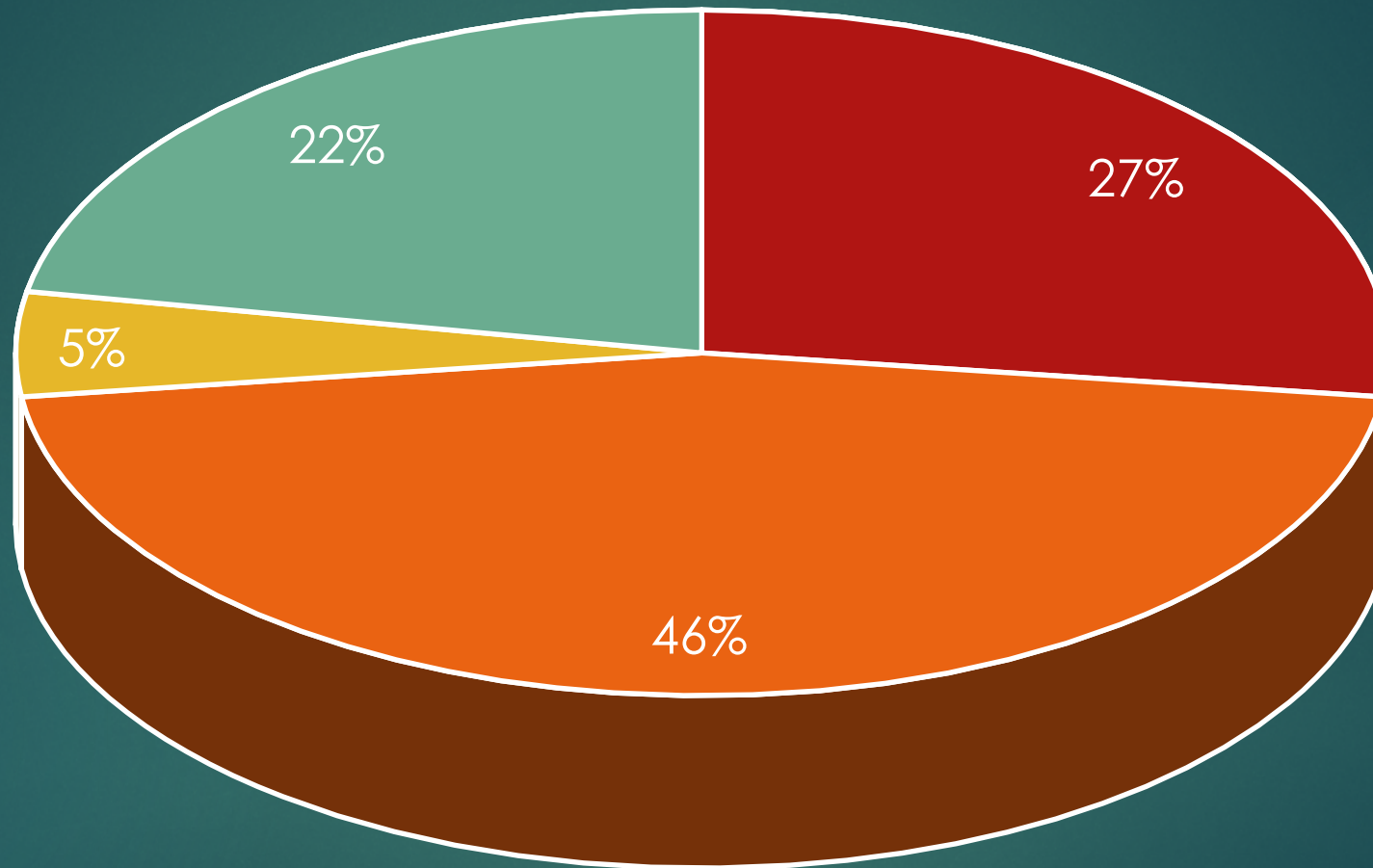
# Comprehensive HS Out-of-School Suspensions (05's) 2023-2024



- Black or African American
- Hispanic or Latino
- White
- Two or More Races
- Other

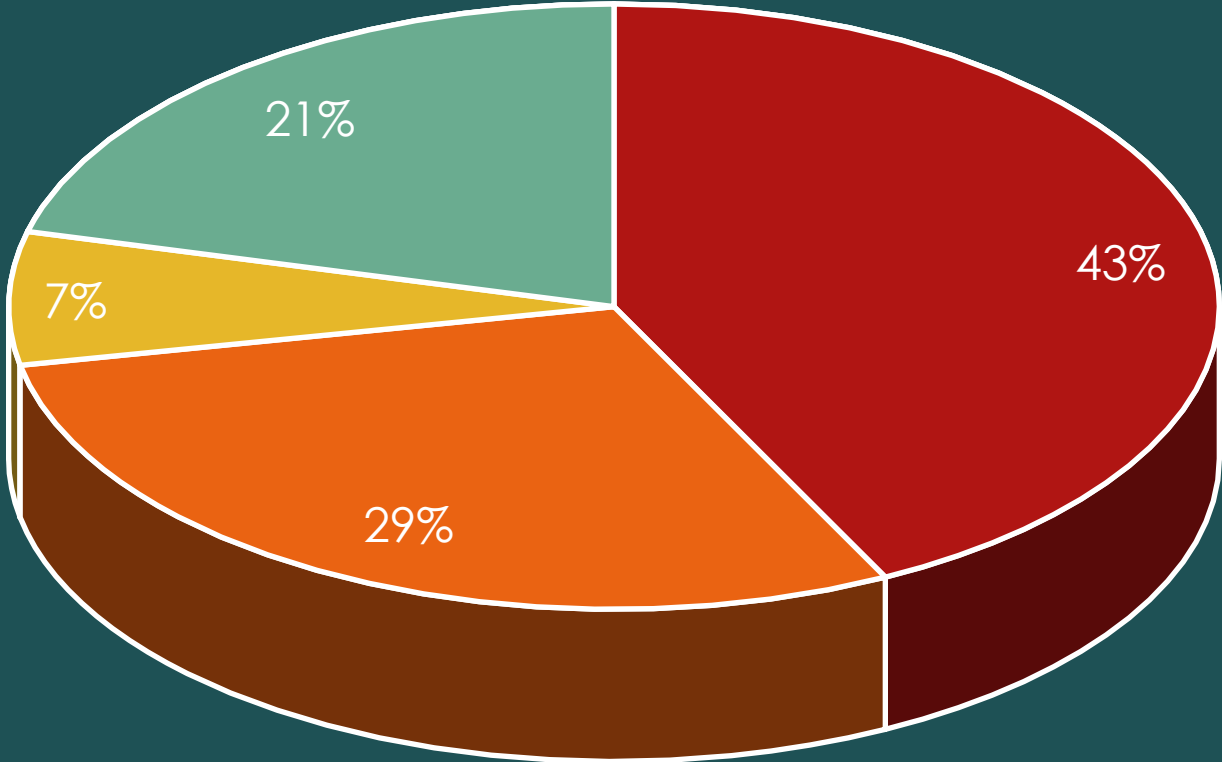


## Comprehensive HS DAEP Placements (07's) 2020-2021



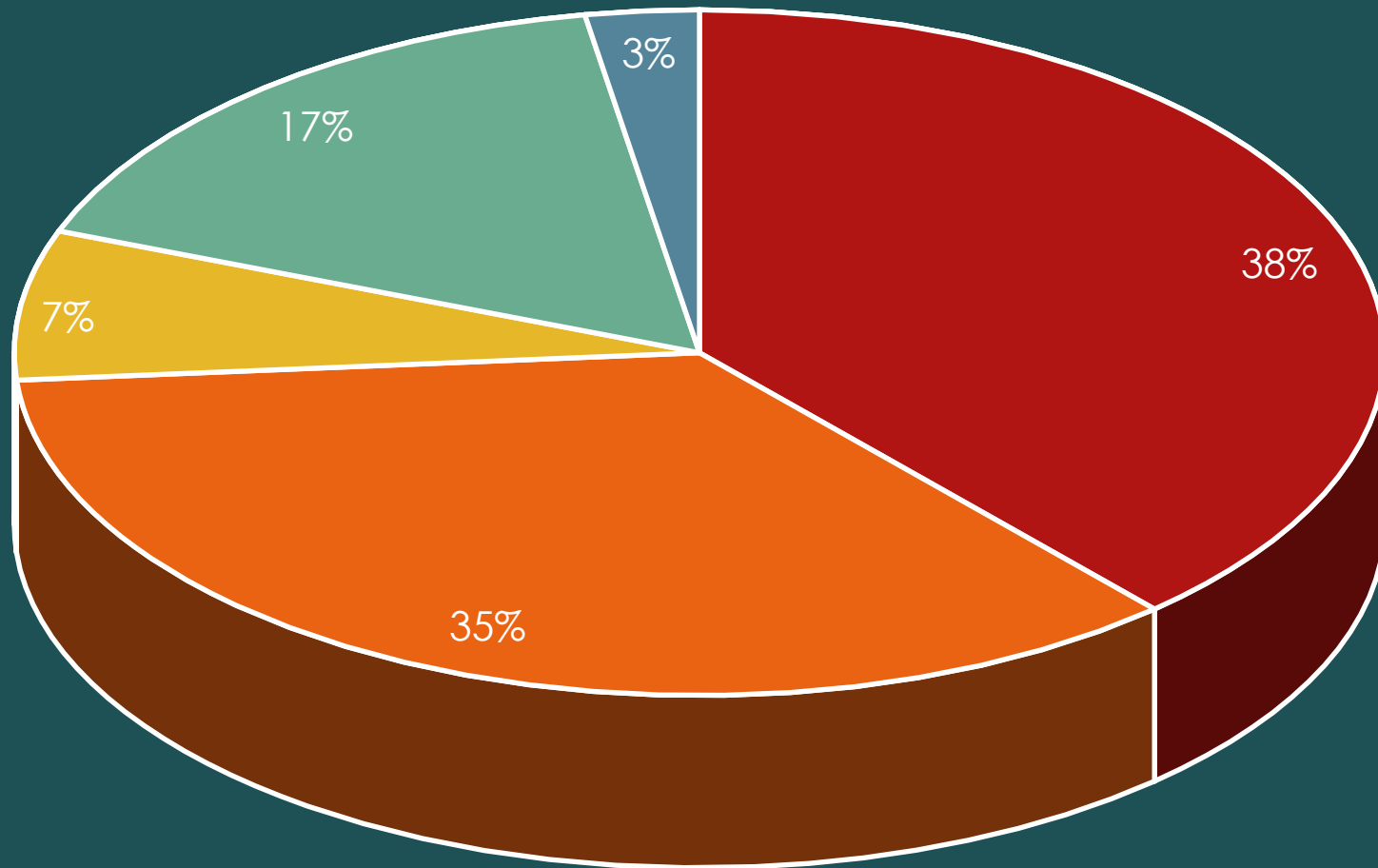
■ Black or African American ■ Hispanic or Latino ■ Two or More Races ■ White

# Comprehensive HS DAEP Placements (07's) 2021-2022



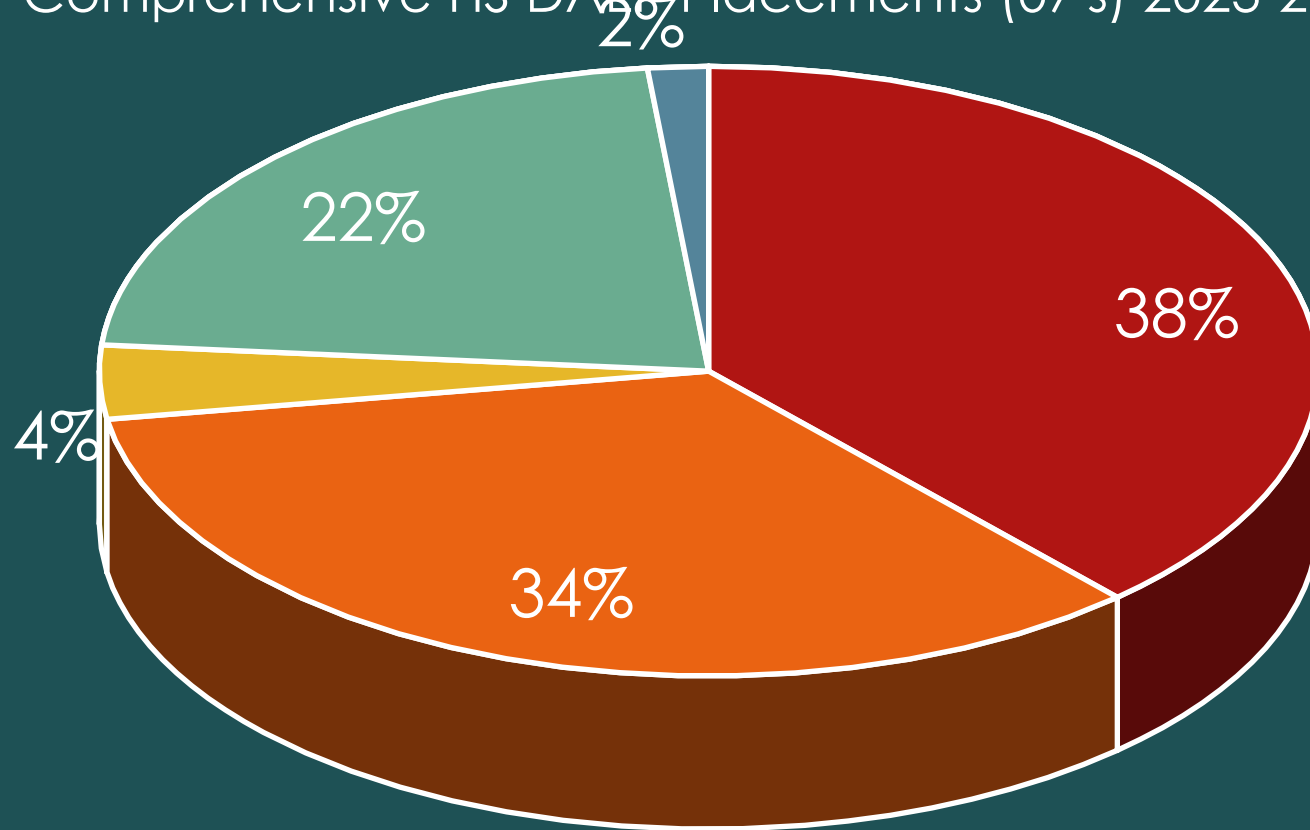
■ Black or African American ■ Hispanic or Latino ■ Two or More Races ■ White

## Comprehensive HS DAEP Placements (07's) 2022-2023



■ Black or African American ■ Hispanic or Latino ■ Two or More Races ■ White ■ Other

# Comprehensive HS DAEP Placements (07's) 2023-2024



- Black or African American
- Hispanic or Latino
- Two or More Races
- White
- Other

# DMTSS Interventions Since 2020

*Individual Transition Plans from DAEP to the student's home campus*

*Student and Family Counseling Option, Wilson Restorative Action Plan (WRAP)*

*Staggered Transition Periods at the Secondary Level*

**Develop a Dashboard to inform campus DAEP decisions**

**Additional Three Social Workers, Coordinator of Counseling Services, and Coordinator of Social and Emotional Learning**

# Next Steps

Locally and nationally the COVID learning curve is impacting students academically and behaviorally. Fortunately, as a district we have established the Denton Multi-Tiered Support System as noted in the presentation.

Our district has created a system of interventions beginning in the 2019 school year. Each campus and the Academic Programs Team continues to refine this process. Staff received training in a new in take procedure design to align the criteria for Davis School Placements across the district.

Our district is working on some additional innovations through the Connections Grant to support our campus with Tier II and III interventions.