



Executive Summary

Overall High School Results

Students at Ector County Independent School District high schools were surveyed in November 2017 about their perceptions of their school in terms of Student Engagement, Academic Rigor, Relationships with Teachers, Relationships with Peers, School Culture, College & Career Readiness, and Academic Support Services. In addition, students provided feedback about Student Motivation. These results are detailed in the report.

On an absolute basis, students at the typical Ector County Independent School District high school provided the highest ratings on Academic Rigor and Student Engagement, while the lowest rated topics were School Culture and College & Career Readiness.

In order to put student feedback into context, this report compares Ector County Independent School District students' ratings to the ratings from students at 428 other high schools across the country. The median, or "typical," high school in your district will serve as the primary point of comparison to other participating schools. The "typical" school will always be the median-rated school for that specific measure. You can view results for specific high schools as well as for subgroups based on grade level, race/ethnicity, and gender in charts throughout the report.

On a relative basis, Ector County Independent School District students gave more favorable feedback on:

- Relationships with Peers
- School Culture

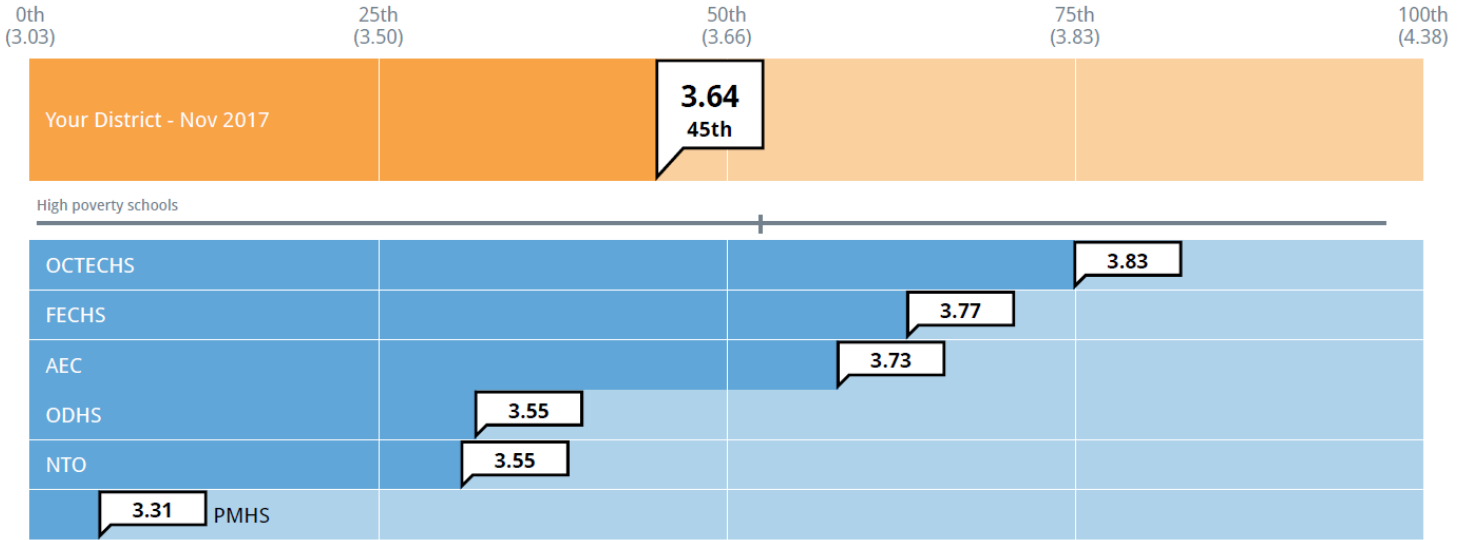
Ector County Independent School District students gave typical feedback on:

- Student Engagement
- Academic Rigor
- Relationships with Teachers
- College & Career Readiness

The response rate for this round of surveying at Ector County Independent School District was 50%. Please refer to the Appendix section of the full report for more information about the demographics of the respondents.

Student Engagement Summary Measure

This summary measure describes the degree to which students perceive themselves as engaged with their school and their education.



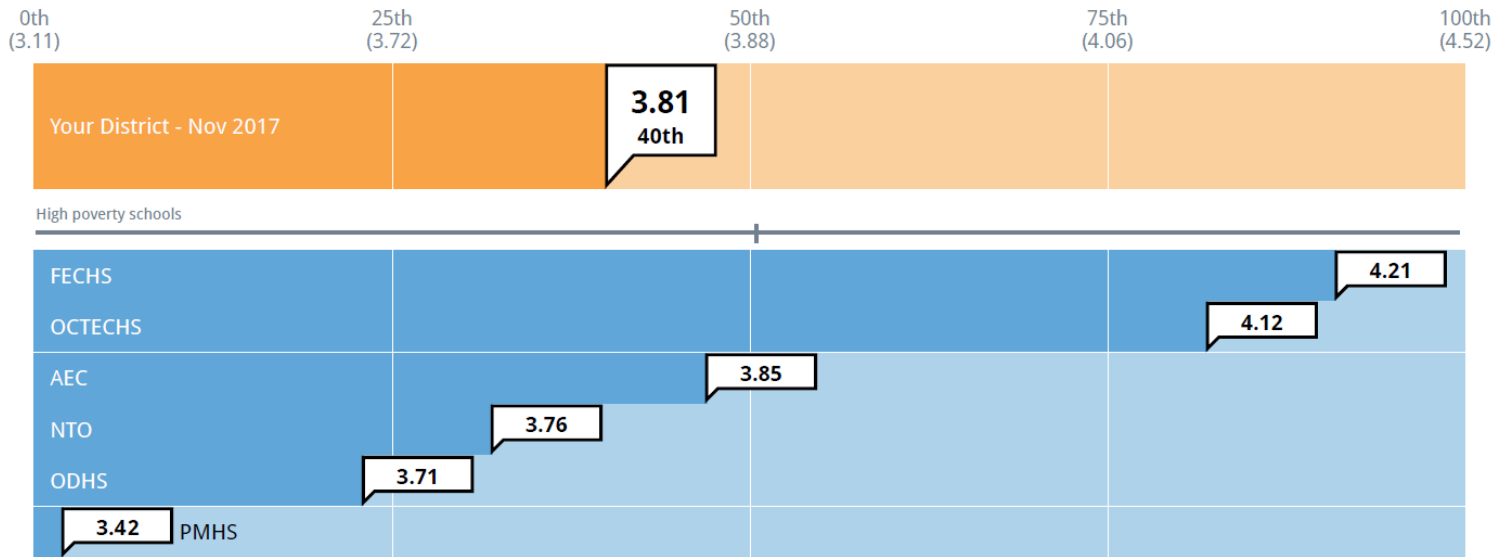
Cohort: High poverty schools ▼

Past results: On Off

Subgroup: School ▼

Academic Rigor Summary Measure

This summary measure describes the degree to which students feel that they are challenged by their coursework and teachers.



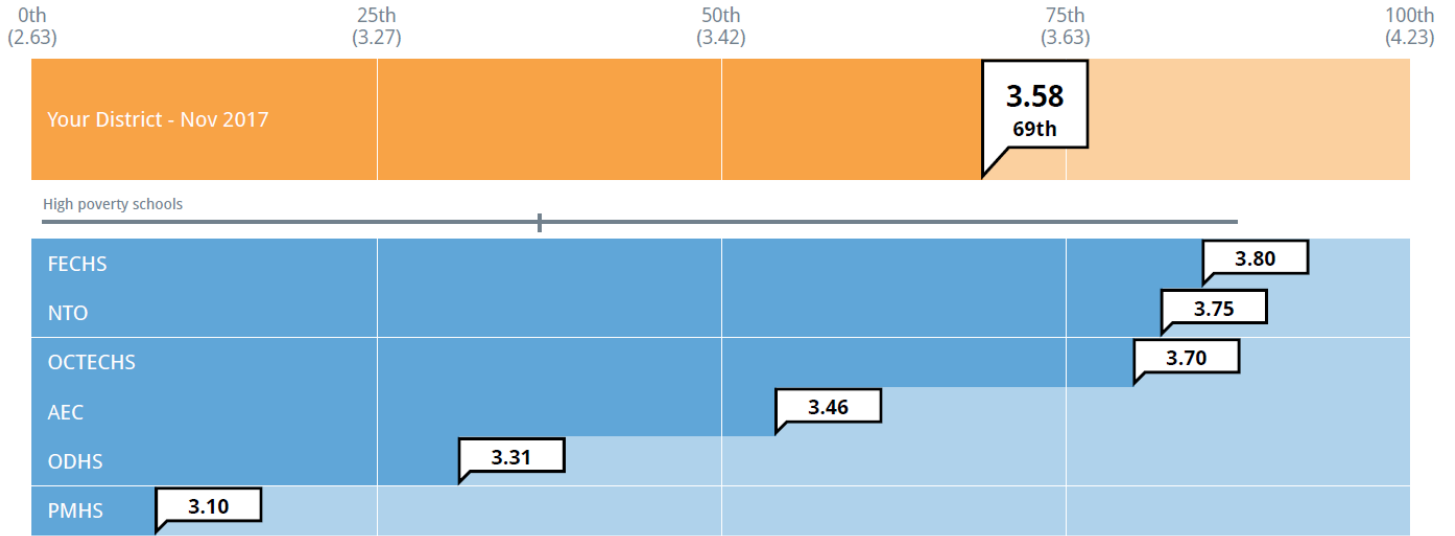
Cohort: High poverty schools ▼

Past results: On Off

Subgroup: School ▼

RELATIONSHIP WITH PEERS SUMMARY MEASURE

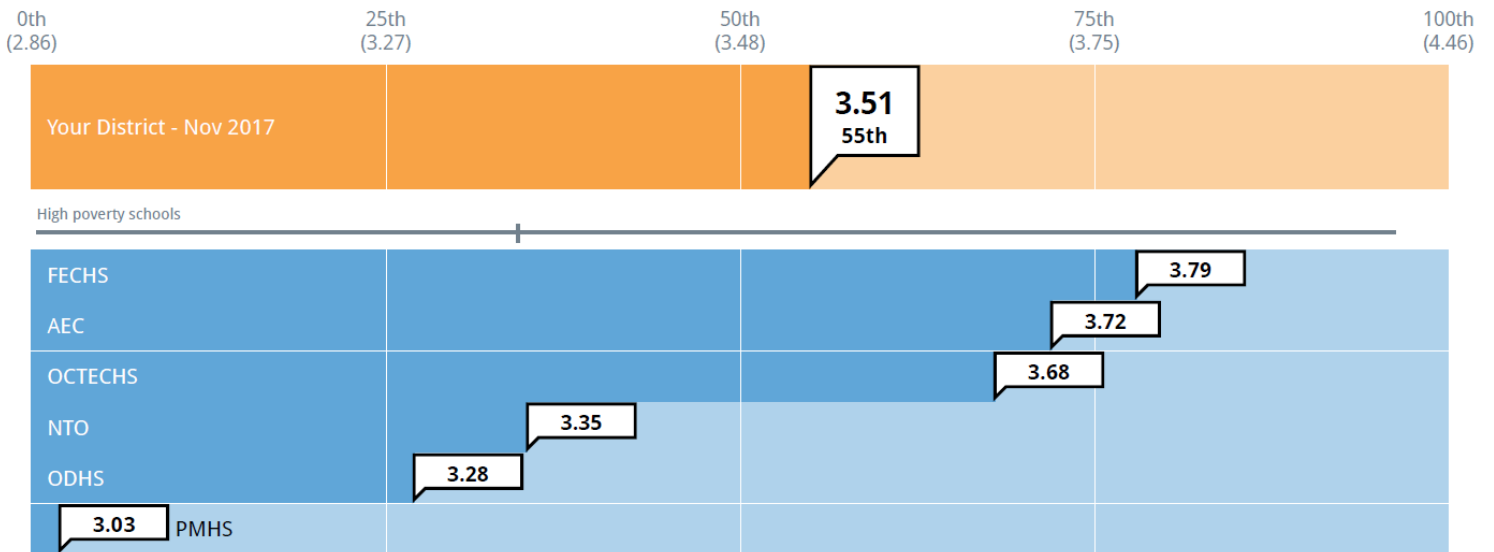
This summary measure describes the degree to which students have supportive, collaborative relationships with their classmates.



Cohort: Past results: On Off Subgroup:

Relationships with Teachers Summary Measure

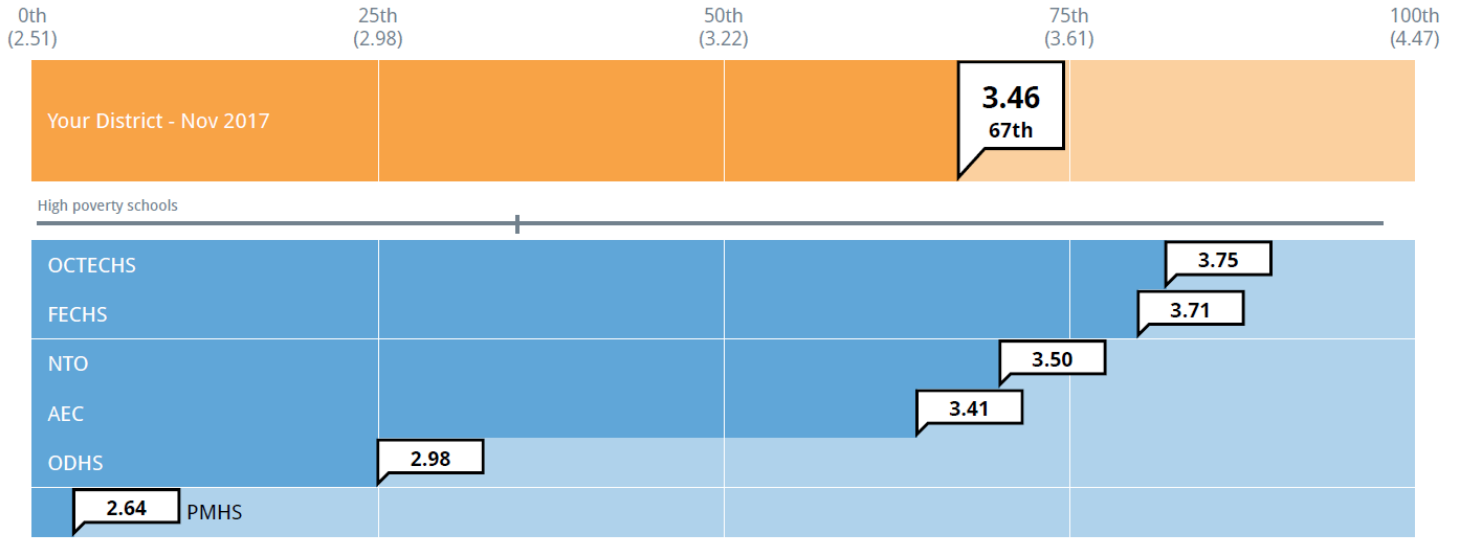
This summary measure describes the quality of teacher support and personal attention.



Cohort: Past results: On Off Subgroup:

School Culture Summary Measure

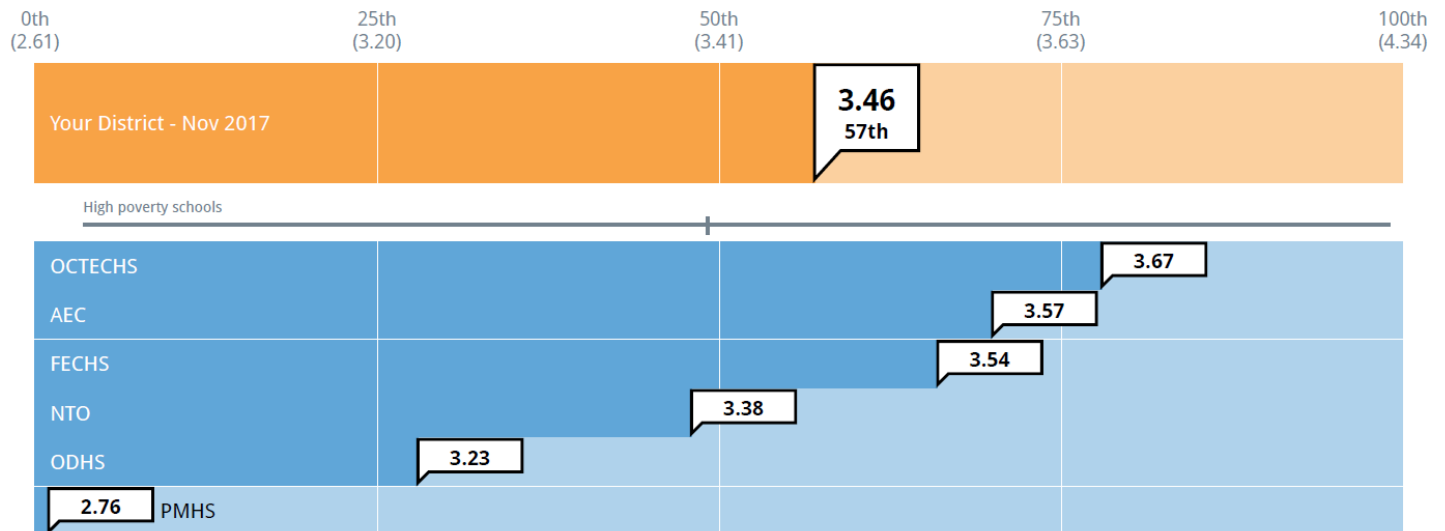
This summary measure describes the degree to which students believe that the school-wide culture fosters respect and fairness.



Cohort: Past results: On Off Subgroup:

College & Career Readiness Summary Measure

This summary measure describes the degree to which students feel equipped to pursue college and careers.



Cohort: Past results: On Off Subgroup:

Proportion of Positive Ratings

| Summary Measure | Typical School in Ector County ISD | Typical School Nationally |
|-----------------------------|---|----------------------------------|
| Student Engagement | 54% | 59% |
| Academic Rigor | 57% | 63% |
| Relationships with Teachers | 36% | 42% |
| School Culture | 26% | 31% |
| College & Career Readiness | 35% | 40% |

The percent of positive ratings includes the proportion of students whose average rating across the related questions was greater than 3.5 out of 5.