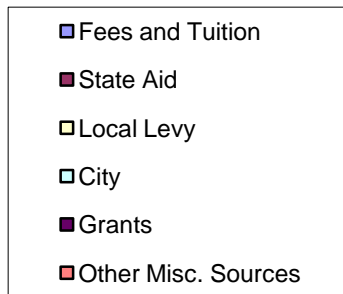
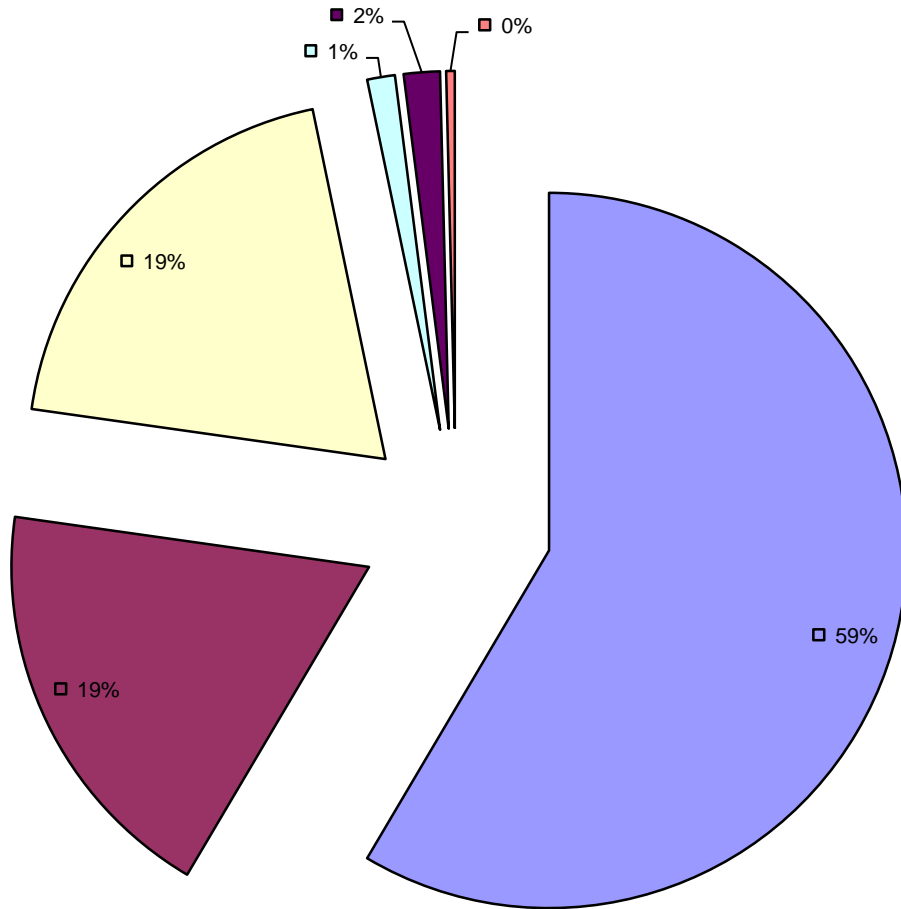


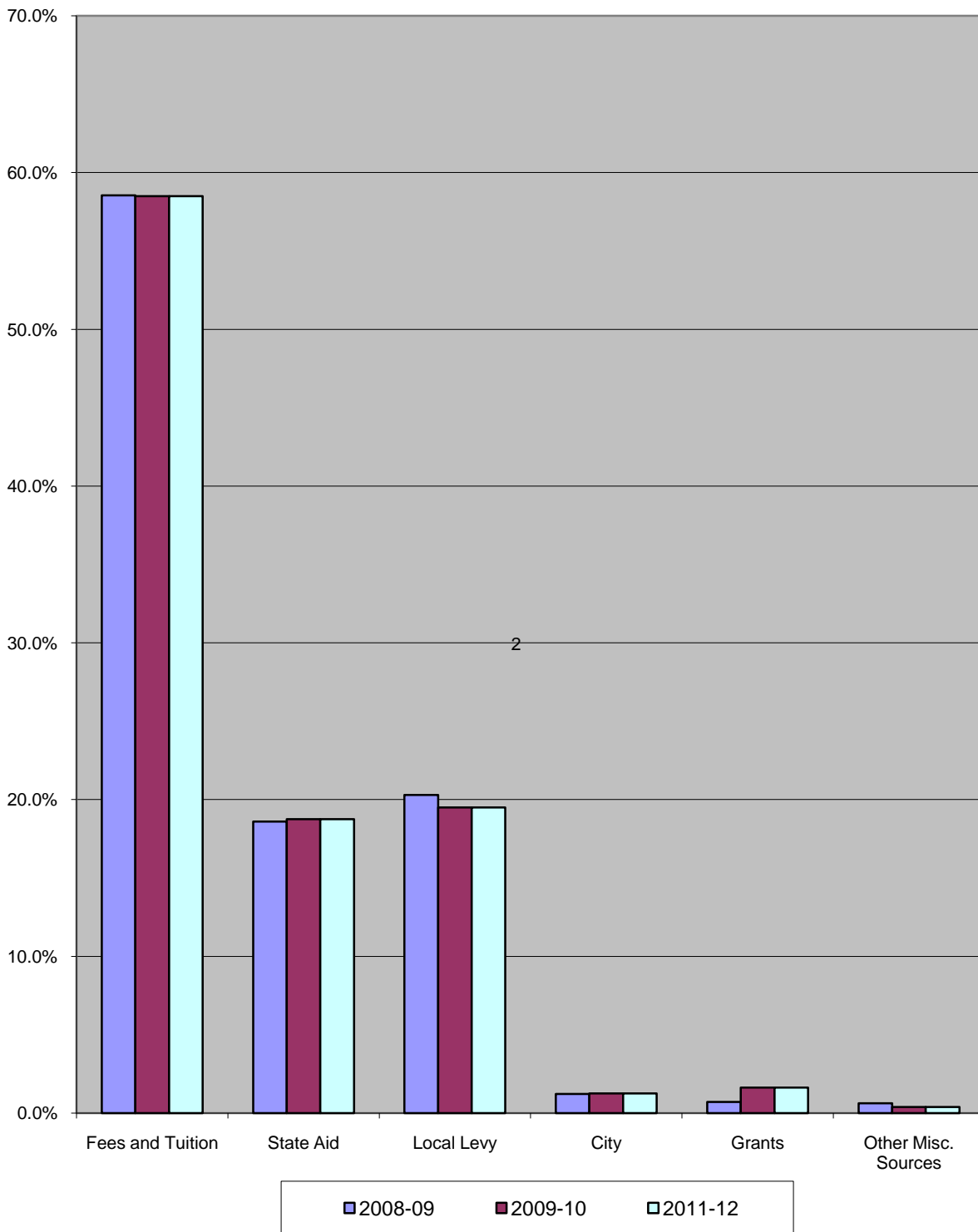
Community Education 04 Fund 10-11 Sources of Revenue



Trends - Sources of Revenue

2008-2009

Trends - Sources of Revenue



Sources of Revenue

Sources of Revenue								
	2008-09		2009-10		2010-11		2011-12	
Fees and Tuition	1,469,250	57.2%	1,628,500	59.4%	1,607,500	58.5%	1,633,000	58.5%
State Aid	499,414	19.4%	516,439	18.8%	510,830	18.6%	523,259	18.7%
Local Levy	467,383	18.2%	539,979	19.7%	557,129	20.3%	544,122	19.5%
City	80,680	3.1%	37,657	1.4%	33,678	1.2%	35,000	1%
Grants	28,000	1.1%	14,605	0.5%	19,500	0.7%	45,500	2%
Other Misc. Sources	24,560	1.0%	4,800	0.2%	17,122	0.6%	10,800	0.4%
TOTAL	2,569,287	100.00%	2,741,980	100.0%	2,745,759	100%	2,791,681	100%