

|    | A  | B | C | D | E | F            | G          | H                      | I            |                         |  |  |  |
|----|--|---|---|---|---|--------------|------------|------------------------|--------------|-------------------------|--|--|--|
| 1  | <b>MINEOLA INDEPENDENT SCHOOL DISTRICT</b> |   |   |   |   |              |            |                        |              |                         |  |  |  |
| 2  |  |   |   |   |   |              |            |                        |              |                         |  |  |  |
| 3  |  |   |   |   |   |              |            |                        |              |                         |  |  |  |
| 4  |  |   |   |   |   |              |            |                        |              | <b>2015-2016 BUDGET</b> |  |  |  |
| 5  |  |   |   |   |   |              |            |                        |              | AS OF 10/31/15          |  |  |  |
| 6  |  |   |   |   |   |              |            |                        |              |                         |  |  |  |
| 7  | <b>GENERAL FUND</b>                        |   |   |   |   |              |            |                        |              |                         |  |  |  |
| 8  | FUND 199                                   |   |   |   |   | BUDGETED     | EXPENDED   | ENCUMBERED/<br>ACCRUED | BALANCE      |                         |  |  |  |
| 9  |  |   |   |   |   |              |            |                        |              |                         |  |  |  |
| 10 |  |   |   |   |   |              |            |                        |              |                         |  |  |  |
| 11 |  |   |   |   |   |              |            |                        |              |                         |  |  |  |
| 12 | TRANSFER OUT                               |   |   |   |   | 0.00         | 0.00       | 0.00                   | 0.00         |                         |  |  |  |
| 13 |  |   |   |   |   |              |            |                        |              |                         |  |  |  |
| 14 |  |   |   |   |   |              |            |                        |              |                         |  |  |  |
| 15 |  |   |   |   |   |              |            |                        |              |                         |  |  |  |
| 16 | PAYROLL                                    |   |   |   |   | 7,172,542.00 | 651,199.96 | 685,371.41             | 5,835,970.63 |                         |  |  |  |
| 17 | TOTAL                                      |   |   |   |   | 7,172,542.00 | 651,199.96 | 685,371.41             | 5,835,970.63 |                         |  |  |  |
| 18 |  |   |   |   |   |              |            |                        |              |                         |  |  |  |
| 19 | FINGERPRINTING-HS                          |   |   |   |   | 0.00         | 0.00       | 0.00                   | 0.00         |                         |  |  |  |
| 20 | FINGERPRINTING-MS                          |   |   |   |   | 0.00         | 0.00       | 0.00                   | 0.00         |                         |  |  |  |
| 21 | FINGERPRINTING-PS                          |   |   |   |   | 0.00         | 0.00       | 0.00                   | 0.00         |                         |  |  |  |
| 22 | FINGERPRINTING-ES                          |   |   |   |   | 0.00         | 0.00       | 0.00                   | 0.00         |                         |  |  |  |
| 23 | CONT SERV-CIS-HS                           |   |   |   |   | 0.00         | 0.00       | 0.00                   | 0.00         |                         |  |  |  |
| 24 | STUDENT TUTION-HS                          |   |   |   |   | 35,700.00    | 3,997.50   | 0.00                   | 31,702.50    |                         |  |  |  |
| 25 | COMPUTER AND COPIER REPAIR/MAINT-HS        |   |   |   |   | 5,500.00     | 4,125.00   | 0.00                   | 1,375.00     |                         |  |  |  |
| 26 | COMPUTER AND COPIER REPAIR/MAINT-MS        |   |   |   |   | 5,500.00     | 4,000.00   | 0.00                   | 1,500.00     |                         |  |  |  |
| 27 | COMPUTER AND COPIER REPAIR/MAINT-PS        |   |   |   |   | 5,500.00     | 4,079.00   | 0.00                   | 1,421.00     |                         |  |  |  |
| 28 | COMPUTER AND COPIER REPAIR/MAINT-ES        |   |   |   |   | 5,500.00     | 4,000.00   | 0.00                   | 1,500.00     |                         |  |  |  |
| 29 | GENERAL REPAIR-HS                          |   |   |   |   | 4,500.00     | 0.00       | 0.00                   | 4,500.00     |                         |  |  |  |
| 30 | CONTRACTED SERVICE-DRAMA                   |   |   |   |   | 0.00         | 0.00       | 0.00                   | 0.00         |                         |  |  |  |
| 31 | BAND INSTRUMENT REPAIR-HS                  |   |   |   |   | 6,000.00     | 59.50      | 137.50                 | 5,803.00     |                         |  |  |  |
| 32 | BAND INSTRUMENT REPAIR-MS                  |   |   |   |   | 3,500.00     | 483.00     | 365.50                 | 2,651.50     |                         |  |  |  |
| 33 | REPAIR-HS-SCIENCE                          |   |   |   |   | 0.00         | 0.00       | 0.00                   | 0.00         |                         |  |  |  |
| 34 | REPAIR-MS-SCIENCE                          |   |   |   |   | 0.00         | 0.00       | 0.00                   | 0.00         |                         |  |  |  |
| 35 | PHOTOGRAPHY REPAIR/MAINT-HS                |   |   |   |   | 0.00         | 0.00       | 0.00                   | 0.00         |                         |  |  |  |
| 36 | REPAIR-CAREER & TECH-HS                    |   |   |   |   | 0.00         | 0.00       | 0.00                   | 0.00         |                         |  |  |  |
| 37 | VO AG-MAINT-HS                             |   |   |   |   | 1,000.00     | 375.00     | 0.00                   | 625.00       |                         |  |  |  |
| 38 | HOMEMAKING MAINT-HS                        |   |   |   |   | 750.00       | 0.00       | 0.00                   | 750.00       |                         |  |  |  |
| 39 | AUTO MECH MAINT-HS                         |   |   |   |   | 1,000.00     | 796.85     | 0.00                   | 203.15       |                         |  |  |  |
| 40 | LEASE/RENTAL-VOC AG                        |   |   |   |   | 0.00         | 0.00       | 0.00                   | 0.00         |                         |  |  |  |
| 41 | LEASE/RENTAL-AUTO MECHANICS                |   |   |   |   | 0.00         | 0.00       | 0.00                   | 0.00         |                         |  |  |  |
| 42 | REPAIR-MS-SP ED                            |   |   |   |   | 0.00         | 0.00       | 0.00                   | 0.00         |                         |  |  |  |
| 43 | RENTAL DRIVER'S ED-HS                      |   |   |   |   | 0.00         | 0.00       | 0.00                   | 0.00         |                         |  |  |  |
| 44 | CONT-SERV-COMPUTERS-HS                     |   |   |   |   | 6,000.00     | 0.00       | 1,785.00               | 4,215.00     |                         |  |  |  |
| 45 | CONT SERV-COMPUTERS-HS C/T                 |   |   |   |   | 0.00         | 0.00       | 0.00                   | 0.00         |                         |  |  |  |
| 46 | CONT SERV-COMPUTERS-HS ALLOTMENT           |   |   |   |   | 39,750.00    | 0.00       | 0.00                   | 39,750.00    |                         |  |  |  |
| 47 | CONT-SERV-COMPUTERS-HS-ESL                 |   |   |   |   | 0.00         | 0.00       | 0.00                   | 0.00         |                         |  |  |  |
| 48 | CONT SERV-COMPUTERS-MS                     |   |   |   |   | 15,000.00    | 0.00       | 270.00                 | 14,730.00    |                         |  |  |  |
| 49 | CONT SERV-COMPUTERS-MS-ST COMP             |   |   |   |   | 0.00         | 0.00       | 0.00                   | 0.00         |                         |  |  |  |
| 50 | CONT SERV-COMPUTERS-MS-ESL                 |   |   |   |   | 0.00         | 0.00       | 0.00                   | 0.00         |                         |  |  |  |



|    | A                              | B | C | D | E | F          | G         | H        | I          |
|----|--------------------------------|---|---|---|---|------------|-----------|----------|------------|
| 51 | CONT SERV-COMPUTERS-PS         |   |   |   |   | 15,000.00  | 0.00      | 0.00     | 15,000.00  |
| 52 | CONT SERV-COMPUTERS-PS ESL     |   |   |   |   | 0.00       | 0.00      | 0.00     | 0.00       |
| 53 | CONT SERV-COMPUTERS-PS-ST COMP |   |   |   |   | 0.00       | 0.00      | 0.00     | 0.00       |
| 54 | CONT SERV-COMPUTERS- ES        |   |   |   |   | 6,560.00   | 0.00      | 0.00     | 6,560.00   |
| 55 | CONT SERV-COMPUTERS-ES-ESL     |   |   |   |   | 0.00       | 0.00      | 0.00     | 0.00       |
| 56 | CONT SERV-COMPUTERS-ES-ST COMP |   |   |   |   | 0.00       | 0.00      | 0.00     | 0.00       |
| 57 | CONT SERV-TECHNOLOGY-HS        |   |   |   |   | 2,500.00   | 0.00      | 450.00   | 2,050.00   |
| 58 | CONT SERV-TECHNOLOGY-MS        |   |   |   |   | 2,500.00   | 0.00      | 0.00     | 2,500.00   |
| 59 | CONT SERV-TECHNOLOGY-PS        |   |   |   |   | 2,500.00   | 0.00      | 0.00     | 2,500.00   |
| 60 | CONT SERV-TECHNOLOGY-ES        |   |   |   |   | 2,500.00   | 0.00      | 0.00     | 2,500.00   |
| 61 | TOTAL                          |   |   |   |   | 166,760.00 | 21,915.85 | 3,008.00 | 141,836.15 |
| 62 |                                |   |   |   |   |            |           |          |            |
| 63 | INST SUPPLIES-HS               |   |   |   |   | 14,000.00  | 2,739.02  | 0.00     | 11,260.98  |
| 64 | INST SUPPLIES-HS-G/T           |   |   |   |   | 0.00       | 0.00      | 0.00     | 0.00       |
| 65 | INST SUPPLIES-HS-ESL           |   |   |   |   | 300.00     | 0.00      | 282.00   | 18.00      |
| 66 | INST SUPPLIES-HS-ST COMP       |   |   |   |   | 1,500.00   | 0.00      | 0.00     | 1,500.00   |
| 67 | INST SUPPLIES-HS-ENTENDED DAY  |   |   |   |   | 0.00       | 0.00      | 0.00     | 0.00       |
| 68 | INST SUPPLIES-HS ALLOTMENT     |   |   |   |   | 2,000.00   | 0.00      | 0.00     | 2,000.00   |
| 69 | INST SUPPLIES-MS               |   |   |   |   | 12,500.00  | 2,060.16  | 695.00   | 9,744.84   |
| 70 | INST SUPPLIES-MS-G/T           |   |   |   |   | 1,600.00   | 0.00      | 0.00     | 1,600.00   |
| 71 | INST SUPPLIES-MS-ESL           |   |   |   |   | 300.00     | 83.20     | 154.40   | 62.40      |
| 72 | INST SUPPLIES-MS-ST COMP       |   |   |   |   | 1,500.00   | 0.00      | 0.00     | 1,500.00   |
| 73 | INST SUPPLIES-MS-EXTENDED DAY  |   |   |   |   | 0.00       | 0.00      | 0.00     | 0.00       |
| 74 | INST SUPPLIES-PS               |   |   |   |   | 15,000.00  | 2,842.90  | 399.82   | 11,757.28  |
| 75 | INST SUPPLIES-PS-G/T           |   |   |   |   | 500.00     | 0.00      | 0.00     | 500.00     |
| 76 | INST SUPPLIES-PS-ESL           |   |   |   |   | 500.00     | 0.00      | 0.00     | 500.00     |
| 77 | INST SUPPLIES-PS-ST COMP       |   |   |   |   | 0.00       | 0.00      | 0.00     | 0.00       |
| 78 | INST SUPPLIES-PS-AFTER SCHOOL  |   |   |   |   | 0.00       | 0.00      | 0.00     | 0.00       |
| 79 | INST SUPPLIES-ES               |   |   |   |   | 18,000.00  | 2,236.27  | 113.50   | 15,650.23  |
| 80 | INST SUPPLIES-ES-G/T           |   |   |   |   | 400.00     | 86.41     | 0.00     | 313.59     |
| 81 | INST SUPPLIES-ES-ESL           |   |   |   |   | 300.00     | 0.00      | 0.00     | 300.00     |
| 82 | INST SUPPLIES-ES-ST COMP       |   |   |   |   | 2,000.00   | 0.00      | 0.00     | 2,000.00   |
| 83 | INST SUPPLIES-ES-AFTER SCHOOL  |   |   |   |   | 1,000.00   | 0.00      | 0.00     | 1,000.00   |
| 84 | IST SUPPLIES-CURRICULUM-ES     |   |   |   |   | 0.00       | 0.00      | 0.00     | 0.00       |
| 85 | SUPPLIES-DISTRICT              |   |   |   |   | 0.00       | 0.00      | 0.00     | 0.00       |
| 86 | GENERAL SUPPLIES-HS            |   |   |   |   | 9,250.00   | 0.00      | 0.00     | 9,250.00   |
| 87 | GENERAL SUPPLIES-MS            |   |   |   |   | 4,171.05   | 0.00      | 0.00     | 4,171.05   |
| 88 | GENERAL SUPPLIES-PS            |   |   |   |   | 5,000.00   | 0.00      | 0.00     | 5,000.00   |
| 89 | GENERAL SUPPLIES-ES            |   |   |   |   | 4,500.00   | 0.00      | 0.00     | 4,500.00   |
| 90 | ENGLISH-HS                     |   |   |   |   | 1,600.00   | 295.02    | 0.00     | 1,304.98   |
| 91 | ENGLISH-MS                     |   |   |   |   | 2,800.00   | 217.56    | 615.62   | 1,966.82   |
| 92 | SPEECH-HS                      |   |   |   |   | 150.00     | 0.00      | 0.00     | 150.00     |
| 93 | SPEECH-MS                      |   |   |   |   | 0.00       | 0.00      | 0.00     | 0.00       |
| 94 | JOURNALISM-HS                  |   |   |   |   | 1,000.00   | 0.00      | 0.00     | 1,000.00   |
| 95 | JOURNALISM-MS                  |   |   |   |   | 0.00       | 0.00      | 0.00     | 0.00       |
| 96 | DRAMA-HS                       |   |   |   |   | 4,000.00   | 840.14    | 180.00   | 2,979.86   |
| 97 | DRAMA-MS                       |   |   |   |   | 250.00     | 185.06    | 0.00     | 64.94      |
| 98 | READING-MS                     |   |   |   |   | 250.00     | 0.00      | 0.00     | 250.00     |
| 99 | SPANISH-HS                     |   |   |   |   | 200.00     | 0.00      | 0.00     | 200.00     |



|     | A                               | B | C | D | E | F         | G        | H        | I        |
|-----|---------------------------------|---|---|---|---|-----------|----------|----------|----------|
| 100 | BAND-HS                         |   |   |   |   | 8,000.00  | 3,668.10 | 694.44   | 3,637.46 |
| 101 | CHOIR-HS                        |   |   |   |   | 1,000.00  | 0.00     | 65.15    | 934.85   |
| 102 | BAND-MS                         |   |   |   |   | 5,000.00  | 1,391.40 | 342.55   | 3,266.05 |
| 103 | CHOIR-MS                        |   |   |   |   | 500.00    | 0.00     | 0.00     | 500.00   |
| 104 | HISTORY-HS                      |   |   |   |   | 0.00      | 0.00     | 0.00     | 0.00     |
| 105 | HISTORY-MS                      |   |   |   |   | 500.00    | 0.00     | 0.00     | 500.00   |
| 106 | MATH-HS                         |   |   |   |   | 1,200.00  | 0.00     | 0.00     | 1,200.00 |
| 107 | MATH-MS                         |   |   |   |   | 1,750.00  | 0.00     | 679.06   | 1,070.94 |
| 108 | ART-HS                          |   |   |   |   | 1,020.00  | 0.00     | 0.00     | 1,020.00 |
| 109 | ART-MS                          |   |   |   |   | 1,250.00  | 344.14   | 0.00     | 905.86   |
| 110 | ART-PS                          |   |   |   |   | 2,400.00  | 1,208.83 | 0.00     | 1,191.17 |
| 111 | ART-ES                          |   |   |   |   | 500.00    | 0.00     | 0.00     | 500.00   |
| 112 | SCIENCE-HS                      |   |   |   |   | 5,000.00  | 2,096.43 | 375.00   | 2,528.57 |
| 113 | SCIENCE-MS                      |   |   |   |   | 2,200.00  | 787.60   | 108.60   | 1,303.80 |
| 114 | SCIENCE-ES                      |   |   |   |   | 2,500.00  | 0.00     | 177.14   | 2,322.86 |
| 115 | MUSIC-PS                        |   |   |   |   | 200.00    | 0.00     | 0.00     | 200.00   |
| 116 | MUSIC-ES                        |   |   |   |   | 400.00    | 0.00     | 0.00     | 400.00   |
| 117 | PE-HS                           |   |   |   |   | 650.00    | 269.10   | 318.55   | 62.35    |
| 118 | PE-MS                           |   |   |   |   | 1,078.95  | 320.00   | 758.95   | 0.00     |
| 119 | PE-PS                           |   |   |   |   | 800.00    | 734.29   | 0.00     | 65.71    |
| 120 | PE-ES                           |   |   |   |   | 1,000.00  | 964.65   | 0.00     | 35.35    |
| 121 | INST HEALTH-HS                  |   |   |   |   | 0.00      | 0.00     | 0.00     | 0.00     |
| 122 | BUSINESS DEPT-HS                |   |   |   |   | 500.00    | 0.00     | 0.00     | 500.00   |
| 123 | KEYBOARDING-MS                  |   |   |   |   | 625.00    | 0.00     | 0.00     | 625.00   |
| 124 | HEALTH-HS                       |   |   |   |   | 0.00      | 0.00     | 0.00     | 0.00     |
| 125 | SIXTH GRADE-MS                  |   |   |   |   | 0.00      | 0.00     | 0.00     | 0.00     |
| 126 | KINDERGARTEN-PS                 |   |   |   |   | 3,500.00  | 164.22   | 0.00     | 3,335.78 |
| 127 | FIRST GRADE-PS                  |   |   |   |   | 3,500.00  | 253.04   | 195.05   | 3,051.91 |
| 128 | SECOND GRADE-PS                 |   |   |   |   | 3,000.00  | 575.96   | 519.37   | 1,904.67 |
| 129 | PRE-K/HEAD START-PS             |   |   |   |   | 1,400.00  | 0.00     | 0.00     | 1,400.00 |
| 130 | THIRD GRADE-ES                  |   |   |   |   | 3,000.00  | 281.07   | 0.00     | 2,718.93 |
| 131 | FOURTH GRADE-ES                 |   |   |   |   | 4,000.00  | 84.22    | 164.99   | 3,750.79 |
| 132 | FIFTH GRADE-ES                  |   |   |   |   | 3,500.00  | 664.54   | 0.00     | 2,835.46 |
| 133 | COMPUTER LAB-MS                 |   |   |   |   | 625.00    | 84.22    | 0.00     | 540.78   |
| 134 | COMPUTER LAB-PS                 |   |   |   |   | 700.00    | 244.00   | 211.45   | 244.55   |
| 135 | COMPUTER LAB-ES                 |   |   |   |   | 500.00    | 0.00     | 0.00     | 500.00   |
| 136 | CAREER & TECH-HS                |   |   |   |   | 0.00      | 0.00     | 0.00     | 0.00     |
| 137 | VO AGRICULTURE-HS               |   |   |   |   | 2,000.00  | 831.89   | 450.00   | 718.11   |
| 138 | HOMEMAKING-HS                   |   |   |   |   | 2,950.00  | 892.61   | 0.00     | 2,057.39 |
| 139 | AUTO MECH-HS                    |   |   |   |   | 5,600.00  | 201.76   | 200.00   | 5,198.24 |
| 140 | D E -HS                         |   |   |   |   | 1,000.00  | 0.00     | 0.00     | 1,000.00 |
| 141 | SPEECH THERAPY-PS               |   |   |   |   | 0.00      | 0.00     | 0.00     | 0.00     |
| 142 | SPEECH THERAPY-ES               |   |   |   |   | 0.00      | 0.00     | 0.00     | 0.00     |
| 143 | CONTENT MASTERY-HS              |   |   |   |   | 0.00      | 0.00     | 0.00     | 0.00     |
| 144 | SPECIAL ED-HS                   |   |   |   |   | 1,000.00  | 538.51   | 0.00     | 461.49   |
| 145 | SPECIAL ED-MS                   |   |   |   |   | 2,000.00  | 0.00     | 0.00     | 2,000.00 |
| 146 | SPECIAL ED-PS                   |   |   |   |   | 750.00    | 0.00     | 0.00     | 750.00   |
| 147 | SPECIAL ED-ES                   |   |   |   |   | 2,000.00  | 528.77   | 0.00     | 1,471.23 |
| 148 | SUPPLIES-HS-SCIENCE-RENOVATIONS |   |   |   |   | 0.00      | 0.00     | 0.00     | 0.00     |
| 149 | SUPPLIES-TECHNOLOGY-HS**        |   |   |   |   | 12,500.00 | 2,701.90 | 2,289.47 | 7,508.63 |
| 150 | SUPPLEIS-TECHNOLOGY-HS C/T      |   |   |   |   | 0.00      | 0.00     | 0.00     | 0.00     |



|     | A                          | B | C | D | E | F          | G         | H         | I          |
|-----|----------------------------|---|---|---|---|------------|-----------|-----------|------------|
| 151 | SUPPLIES-TECHNOLOGY-MS**   |   |   |   |   | 12,500.00  | 2,353.08  | 1,544.29  | 8,602.63   |
| 152 | SUPPLIES-TECHNOLOGY-PS**   |   |   |   |   | 12,500.00  | 2,437.08  | 1,544.30  | 8,518.62   |
| 153 | SUPPLIES-TECHNOLOGY-ES**   |   |   |   |   | 12,500.00  | 2,353.06  | 1,544.29  | 8,602.65   |
| 154 | TOTAL                      |   |   |   |   | 233,670.00 | 38,560.21 | 14,622.99 | 180,486.80 |
| 155 |                            |   |   |   |   |            |           |           |            |
| 156 | GENERAL TRAVEL-HS          |   |   |   |   | 2,500.00   | 0.00      | 0.00      | 2,500.00   |
| 157 | TRAVEL-BUSINESS-HS         |   |   |   |   | 1,500.00   | 0.00      | 0.00      | 1,500.00   |
| 158 | TRAVEL-DRAFTING-HS         |   |   |   |   | 0.00       | 0.00      | 0.00      | 0.00       |
| 159 | TRAVEL-VO AG-HS            |   |   |   |   | 5,000.00   | 102.18    | 0.00      | 4,897.82   |
| 160 | TRAVEL-HOMEMAKING-HS       |   |   |   |   | 2,400.00   | 53.25     | 0.00      | 2,346.75   |
| 161 | TRAVEL-AUTO MECH-HS        |   |   |   |   | 0.00       | 0.00      | 0.00      | 0.00       |
| 162 | TRAVEL-DE-HS               |   |   |   |   | 1,000.00   | 0.00      | 0.00      | 1,000.00   |
| 163 | TRAVEL-SP ED-NON EMPLOYEE  |   |   |   |   | 0.00       | 0.00      | 0.00      | 0.00       |
| 164 | FEE/DUES-ES                |   |   |   |   | 0.00       | 0.00      | 0.00      | 0.00       |
| 165 | GRADUATION EXPENSE         |   |   |   |   | 2,500.00   | 0.00      | 0.00      | 2,500.00   |
| 166 | TOTAL                      |   |   |   |   | 14,900.00  | 155.43    | 0.00      | 14,744.57  |
| 167 |                            |   |   |   |   |            |           |           |            |
| 168 | VECHILE-VO AG              |   |   |   |   | 0.00       | 0.00      | 0.00      | 0.00       |
| 169 | EQUIP/FURN>5,000-VO AG     |   |   |   |   | 0.00       | 0.00      | 0.00      | 0.00       |
| 170 | FURN/EQUIP-HS              |   |   |   |   | 7,584.29   | 0.00      | 0.00      | 7,584.29   |
| 171 | FURN/EQUIP-C/T             |   |   |   |   | 0.00       | 0.00      | 0.00      | 0.00       |
| 172 | FURN/EQUIP-HS ALLOTMENT    |   |   |   |   | 5,000.00   | 0.00      | 0.00      | 5,000.00   |
| 173 | FURN/EQUIP-MS              |   |   |   |   | 7,640.01   | 0.00      | 0.00      | 7,640.01   |
| 174 | FURN/EQUIP-MS-ST COMP      |   |   |   |   | 0.00       | 0.00      | 0.00      | 0.00       |
| 175 | FURN/EQUIP-PS              |   |   |   |   | 10,000.00  | 672.59    | 769.38    | 8,558.03   |
| 176 | FURN/EQUIP-ES              |   |   |   |   | 10,000.00  | 0.00      | 0.00      | 10,000.00  |
| 177 | FURN/EQUIP-DISTRICT WIDE   |   |   |   |   | 0.00       | 0.00      | 0.00      | 0.00       |
| 178 | FURN/EQUIP-HS-ENGLISH      |   |   |   |   | 0.00       | 0.00      | 0.00      | 0.00       |
| 179 | FURN/EQUIP-DRAMA           |   |   |   |   | 0.00       | 0.00      | 0.00      | 0.00       |
| 180 | FURN/EQUIP-MS-ENGLISH      |   |   |   |   | 359.99     | 359.99    | 0.00      | 0.00       |
| 181 | FURN/EQUIP-SPANISH         |   |   |   |   | 0.00       | 0.00      | 0.00      | 0.00       |
| 182 | BAND INSTRUMENTS-HS        |   |   |   |   | 0.00       | 0.00      | 0.00      | 0.00       |
| 183 | FURN/EQUIP-HS CHOIR        |   |   |   |   | 0.00       | 0.00      | 0.00      | 0.00       |
| 184 | BAND INSTRUMENTS-MS        |   |   |   |   | 0.00       | 0.00      | 0.00      | 0.00       |
| 185 | FURN/EQUIP-HS HISTORY      |   |   |   |   | 0.00       | 0.00      | 0.00      | 0.00       |
| 186 | FURN/EQUIP-MS-HISTORY      |   |   |   |   | 0.00       | 0.00      | 0.00      | 0.00       |
| 187 | FURN/EQUIP-HS-MATH         |   |   |   |   | 0.00       | 0.00      | 0.00      | 0.00       |
| 188 | FURN/EQUIP-MS-MATH         |   |   |   |   | 0.00       | 0.00      | 0.00      | 0.00       |
| 189 | FURN/EQUIP-HS-SCIENCE      |   |   |   |   | 0.00       | 0.00      | 0.00      | 0.00       |
| 190 | FURN/EQUIP-MS-SCIENCE      |   |   |   |   | 0.00       | 0.00      | 0.00      | 0.00       |
| 191 | FURN/EQUIP-PS-MUSIC        |   |   |   |   | 0.00       | 0.00      | 0.00      | 0.00       |
| 192 | FURN/EQUIP-ES-MUSIC        |   |   |   |   | 0.00       | 0.00      | 0.00      | 0.00       |
| 193 | FUNR/EQUIP-HS-PE           |   |   |   |   | 149.88     | 0.00      | 149.88    | 0.00       |
| 194 | FURN/EQUIP-PS-PE           |   |   |   |   | 0.00       | 0.00      | 0.00      | 0.00       |
| 195 | FURN/EQUIP-ES-PE           |   |   |   |   | 0.00       | 0.00      | 0.00      | 0.00       |
| 196 | FURN/EQUIP-KEYBOARDING-MS  |   |   |   |   | 0.00       | 0.00      | 0.00      | 0.00       |
| 197 | FURN/EQUIP-PS-PRE-K        |   |   |   |   | 0.00       | 0.00      | 0.00      | 0.00       |
| 198 | FURN/EQUIP-PS-KINDERGARTEN |   |   |   |   | 0.00       | 0.00      | 0.00      | 0.00       |
| 199 | FURN/EQUIP-PS-FIRST GRADE  |   |   |   |   | 0.00       | 0.00      | 0.00      | 0.00       |
| 200 | FURN/EQUIP-PS-SECOND GRADE |   |   |   |   | 0.00       | 0.00      | 0.00      | 0.00       |
| 201 | FURN/EQUIP-HEAD START      |   |   |   |   | 0.00       | 0.00      | 0.00      | 0.00       |



|     | A                                   | B | C | D | E | F            | G          | H          | I            |
|-----|-------------------------------------|---|---|---|---|--------------|------------|------------|--------------|
| 202 | FURN/EQUIP-ES-THIRD GRADE           |   |   |   |   | 0.00         | 0.00       | 0.00       | 0.00         |
| 203 | FURN/EQUIP-ES-FOURTH GRADE          |   |   |   |   | 0.00         | 0.00       | 0.00       | 0.00         |
| 204 | FURN/EQUIP-ES-FIFTH GRADE           |   |   |   |   | 0.00         | 0.00       | 0.00       | 0.00         |
| 205 | FURN/EQUIP-HS-CAREER/TECH           |   |   |   |   | 0.00         | 0.00       | 0.00       | 0.00         |
| 206 | FURN/EQUIP-VO AG                    |   |   |   |   | 0.00         | 0.00       | 0.00       | 0.00         |
| 207 | FURN/EQUIP-DE                       |   |   |   |   | 0.00         | 0.00       | 0.00       | 0.00         |
| 208 | FURN-EQUIP-HS-AUTO MECH             |   |   |   |   | 2,265.83     | 0.00       | 2,265.83   | 0.00         |
| 209 | FURN/EQUIP-PS-SPEECH                |   |   |   |   | 0.00         | 0.00       | 0.00       | 0.00         |
| 210 | FURN/EQUIP-HS-SP ED                 |   |   |   |   | 0.00         | 0.00       | 0.00       | 0.00         |
| 211 | FURN/EQUIP-MS-SP ED                 |   |   |   |   | 0.00         | 0.00       | 0.00       | 0.00         |
| 212 | FURN/EQUIP-PS-SP ED                 |   |   |   |   | 0.00         | 0.00       | 0.00       | 0.00         |
| 213 | FURN/EQUIP-ES-SP ED                 |   |   |   |   | 0.00         | 0.00       | 0.00       | 0.00         |
| 214 | FURN/EQUIP-HS-SCIENCE-RENOVATIONS   |   |   |   |   | 0.00         | 0.00       | 0.00       | 0.00         |
| 215 | FURN/EQUIP-HS TECHNOLOGY**          |   |   |   |   | 45,000.00    | 333.98     | 0.00       | 44,666.02    |
| 216 | FURN/EQUIP-HS-C/T                   |   |   |   |   | 0.00         | 0.00       | 0.00       | 0.00         |
| 217 | FURN/EQUIP-HS-ST COMP               |   |   |   |   | 0.00         | 0.00       | 0.00       | 0.00         |
| 218 | FURN/EQUIP-MS TECHNOLOGY**          |   |   |   |   | 2,500.00     | 333.98     | 0.00       | 2,166.02     |
| 219 | FURN/EQUIP-PS TECHNOLOGY**          |   |   |   |   | 2,500.00     | 333.98     | 0.00       | 2,166.02     |
| 220 | FURN/EQUIP-ES TECHNOLOGY**          |   |   |   |   | 2,500.00     | 333.96     | 0.00       | 2,166.04     |
| 221 | FURN/EQUIP-ES-ST COMP               |   |   |   |   | 0.00         | 0.00       | 0.00       | 0.00         |
| 222 | TOTAL                               |   |   |   |   | 95,500.00    | 2,368.48   | 3,185.09   | 89,946.43    |
| 223 |                                     |   |   |   |   |              |            |            |              |
| 224 | TOTAL INSTRUCTION                   |   |   |   |   | 7,683,372.00 | 714,199.93 | 706,187.49 | 6,262,984.58 |
| 225 |                                     |   |   |   |   |              |            |            |              |
| 226 |                                     |   |   |   |   |              |            |            |              |
| 227 |                                     |   |   |   |   |              |            |            |              |
| 228 | SALARY                              |   |   |   |   | 171,717.00   | 16,977.16  | 19,844.41  | 134,895.43   |
| 229 | TOTAL                               |   |   |   |   | 171,717.00   | 16,977.16  | 19,844.41  | 134,895.43   |
| 230 |                                     |   |   |   |   |              |            |            |              |
| 231 | CONTRACTED SERVICES-HS              |   |   |   |   | 1,814.00     | 0.00       | 0.00       | 1,814.00     |
| 232 | CONTRACTED SERVICES-MS              |   |   |   |   | 1,000.00     | 0.00       | 0.00       | 1,000.00     |
| 233 | CONTRACTED SERVICES-PS              |   |   |   |   | 1,000.00     | 0.00       | 0.00       | 1,000.00     |
| 234 | CONTRACTED SERVICES-ES              |   |   |   |   | 1,000.00     | 0.00       | 0.00       | 1,000.00     |
| 235 | TOTAL                               |   |   |   |   | 4,814.00     | 0.00       | 0.00       | 4,814.00     |
| 236 |                                     |   |   |   |   |              |            |            |              |
| 237 | MAGAZINES/BOOKS-HS                  |   |   |   |   | 10,000.00    | 50.00      | 2,058.53   | 7,891.47     |
| 238 | MAGAZINES/BOOKS-MS                  |   |   |   |   | 5,500.00     | 2,565.01   | 0.00       | 2,934.99     |
| 239 | MAGAZINES/BOOKS-PS                  |   |   |   |   | 6,500.00     | 0.00       | 0.00       | 6,500.00     |
| 240 | MAGAZINES/BOOKS-ES                  |   |   |   |   | 5,400.00     | 438.52     | 1,641.00   | 3,320.48     |
| 241 | AUDIO VISUAL & OTHER INST SUPPLY-HS |   |   |   |   | 500.00       | 162.09     | 0.00       | 337.91       |
| 242 | AUDIO VISUAL & OTHER INST SUPPLY-MS |   |   |   |   | 2,500.00     | 149.70     | 0.00       | 2,350.30     |
| 243 | AUDIO VISUAL & OTHER INST SUPPLY-PS |   |   |   |   | 1,500.00     | 0.00       | 0.00       | 1,500.00     |
| 244 | AUDIO VISUAL & OTHER INST SUPPLY-ES |   |   |   |   | 800.00       | 0.00       | 0.00       | 800.00       |
| 245 | TOTAL                               |   |   |   |   | 32,700.00    | 3,365.32   | 3,699.53   | 25,635.15    |
| 246 |                                     |   |   |   |   |              |            |            |              |
| 247 | TRAVEL-HS                           |   |   |   |   | 1,500.00     | 0.00       | 0.00       | 1,500.00     |
| 248 | TRAVEL-MS                           |   |   |   |   | 50.00        | 0.00       | 0.00       | 50.00        |
| 249 | TRAVEL-PS                           |   |   |   |   | 50.00        | 0.00       | 0.00       | 50.00        |
| 250 | TRAVEL-ES                           |   |   |   |   | 1,000.00     | 0.00       | 0.00       | 1,000.00     |
| 251 | FEES/DUES-HS                        |   |   |   |   | 500.00       | 0.00       | 0.00       | 500.00       |

12-LIBRARY



|     | A                                    | B | C | D | E | F          | G         | H         | I          |
|-----|--------------------------------------|---|---|---|---|------------|-----------|-----------|------------|
| 252 | TOTAL                                |   |   |   |   | 3,100.00   | 0.00      | 0.00      | 3,100.00   |
| 253 |                                      |   |   |   |   |            |           |           |            |
| 254 | FURN/EQUIP-HS                        |   |   |   |   | 0.00       | 0.00      | 0.00      | 0.00       |
| 255 | FURN/EQUIP-MS                        |   |   |   |   | 0.00       | 0.00      | 0.00      | 0.00       |
| 256 | FURN/EQUIP-PS                        |   |   |   |   | 0.00       | 0.00      | 0.00      | 0.00       |
| 257 | FURN/EQUIP-ES                        |   |   |   |   | 0.00       | 0.00      | 0.00      | 0.00       |
| 258 | TOTAL                                |   |   |   |   | 0.00       | 0.00      | 0.00      | 0.00       |
| 259 |                                      |   |   |   |   |            |           |           |            |
| 260 | TOTAL LIBRARY                        |   |   |   |   | 212,331.00 | 20,342.48 | 23,543.94 | 168,444.58 |
| 261 |                                      |   |   |   |   |            |           |           |            |
| 262 | <i>13-STAFF DEVELOPMENT</i>          |   |   |   |   |            |           |           |            |
| 263 |                                      |   |   |   |   |            |           |           |            |
| 264 | DEPARTMENT HEAD/JUDGE TRUST          |   |   |   |   | 24,339.00  | 2,662.80  | 2,881.55  | 18,794.65  |
| 265 | TOTAL                                |   |   |   |   | 24,339.00  | 2,662.80  | 2,881.55  | 18,794.65  |
| 266 |                                      |   |   |   |   |            |           |           |            |
| 267 | CONTRACTED STAFF DEVELOPMENT-HS ALLO |   |   |   |   | 0.00       | 0.00      | 0.00      | 0.00       |
| 268 | CONTRACTED STAFF-DEVELOPMENT         |   |   |   |   | 10,000.00  | 0.00      | 0.00      | 10,000.00  |
| 269 | STAFF DEVELOPMENT-REGION VII         |   |   |   |   | 8,000.00   | 0.00      | 0.00      | 8,000.00   |
| 270 | STAFF DEVELOPMENT-G/T-REGION VII     |   |   |   |   | 11,000.00  | 0.00      | 0.00      | 11,000.00  |
| 271 | STAFF DEVELOPMENT-CT-REGION VII      |   |   |   |   | 3,800.00   | 0.00      | 0.00      | 3,800.00   |
| 272 | TOTAL                                |   |   |   |   | 32,800.00  | 0.00      | 0.00      | 32,800.00  |
| 273 |                                      |   |   |   |   |            |           |           |            |
| 274 | SUPPLIES-IN SERVICE                  |   |   |   |   | 500.00     | 0.00      | 0.00      | 500.00     |
| 275 | TOTAL                                |   |   |   |   | 500.00     | 0.00      | 0.00      | 500.00     |
| 276 |                                      |   |   |   |   |            |           |           |            |
| 277 | TRAVEL-HS-REG                        |   |   |   |   | 2,238.00   | 105.00    | 0.00      | 2,133.00   |
| 278 | TRAVEL-HS-VOC                        |   |   |   |   | 0.00       | 0.00      | 0.00      | 0.00       |
| 279 | TRAVEL-HS-SP ED                      |   |   |   |   | 0.00       | 0.00      | 0.00      | 0.00       |
| 280 | TRAVEL-HS-ST COMP                    |   |   |   |   | 0.00       | 0.00      | 0.00      | 0.00       |
| 281 | TRAVEL-HS-ESL                        |   |   |   |   | 0.00       | 0.00      | 0.00      | 0.00       |
| 282 | TRAVEL-HS ALLOTMENT                  |   |   |   |   | 8,000.00   | 0.00      | 0.00      | 8,000.00   |
| 283 | TRAVEL-MS-REG                        |   |   |   |   | 2,333.31   | 0.00      | 0.00      | 2,333.31   |
| 284 | TRAVEL-MS-SP ED                      |   |   |   |   | 166.69     | 166.69    | 0.00      | 0.00       |
| 285 | TRAVEL-MS-ST COMP                    |   |   |   |   | 0.00       | 0.00      | 0.00      | 0.00       |
| 286 | TRAVEL-MS-ESL                        |   |   |   |   | 0.00       | 0.00      | 0.00      | 0.00       |
| 287 | TRAVEL-PS-REG                        |   |   |   |   | 2,500.00   | 0.00      | 0.00      | 2,500.00   |
| 288 | TRAVEL-PS-G/T                        |   |   |   |   | 0.00       | 0.00      | 0.00      | 0.00       |
| 289 | TRAVEL-PS-SP ED                      |   |   |   |   | 0.00       | 0.00      | 0.00      | 0.00       |
| 290 | TRAVEL-PS-ST COMP                    |   |   |   |   | 0.00       | 0.00      | 0.00      | 0.00       |
| 291 | TRAVEL-ES-REG                        |   |   |   |   | 2,422.00   | 0.00      | 0.00      | 2,422.00   |
| 292 | TRAVEL-ES-G/T                        |   |   |   |   | 0.00       | 0.00      | 0.00      | 0.00       |
| 293 | TRAVEL-ES-SP ED                      |   |   |   |   | 0.00       | 0.00      | 0.00      | 0.00       |
| 294 | TRAVEL ES-ESL                        |   |   |   |   | 0.00       | 0.00      | 0.00      | 0.00       |
| 295 | TRAVEL-ALL SCHOOLS                   |   |   |   |   | 15,000.00  | 105.00    | 2,990.00  | 11,905.00  |
| 296 | TRAVEL -TECHNOLOGY                   |   |   |   |   | 4,500.00   | 0.00      | 0.00      | 4,500.00   |
| 297 | MISC OPERATING-HS-REG                |   |   |   |   | 262.00     | 262.00    | 0.00      | 0.00       |
| 298 | MISC OPERATING-HS-SP ED              |   |   |   |   | 0.00       | 0.00      | 0.00      | 0.00       |
| 299 | MISC OPERATING-HS-VOC                |   |   |   |   | 0.00       | 0.00      | 0.00      | 0.00       |
| 300 | MISC OEPRATING-HS-G/T                |   |   |   |   | 0.00       | 0.00      | 0.00      | 0.00       |
| 301 | MISC OPERATING-MS-REG                |   |   |   |   | 0.00       | 0.00      | 0.00      | 0.00       |



|     | A                              | B | C | D | E | F          | G          | H         | I          |
|-----|--------------------------------|---|---|---|---|------------|------------|-----------|------------|
| 302 | MISC OPERATING-MS-G/T          |   |   |   |   | 0.00       | 0.00       | 0.00      | 0.00       |
| 303 | MISC OPERATING-MS-SP ED        |   |   |   |   | 0.00       | 0.00       | 0.00      | 0.00       |
| 304 | MISC OPERATING-MS-ESL          |   |   |   |   | 0.00       | 0.00       | 0.00      | 0.00       |
| 305 | MISC OPERATING-PS-REG          |   |   |   |   | 0.00       | 0.00       | 0.00      | 0.00       |
| 306 | MISC OPERATING-PS-SP ED        |   |   |   |   | 0.00       | 0.00       | 0.00      | 0.00       |
| 307 | MISC OPERATING-PS-ST COMP      |   |   |   |   | 0.00       | 0.00       | 0.00      | 0.00       |
| 308 | MISC OPERATING-PS-ESL          |   |   |   |   | 0.00       | 0.00       | 0.00      | 0.00       |
| 309 | MISC OPERATING-ES-REG          |   |   |   |   | 0.00       | 0.00       | 0.00      | 0.00       |
| 310 | MISC OPERATING-ES-G/T          |   |   |   |   | 0.00       | 0.00       | 0.00      | 0.00       |
| 311 | MISC OPERATING-ES-SP ED        |   |   |   |   | 0.00       | 0.00       | 0.00      | 0.00       |
| 312 | MISC OPERATING-ES-ESL          |   |   |   |   | 78.00      | 78.00      | 0.00      | 0.00       |
| 313 | TOTAL                          |   |   |   |   | 37,500.00  | 716.69     | 2,990.00  | 33,793.31  |
| 314 |                                |   |   |   |   |            |            |           |            |
| 315 | TOTAL STAFF DEVELOPMENT        |   |   |   |   | 95,139.00  | 3,379.49   | 5,871.55  | 85,887.96  |
| 316 |                                |   |   |   |   |            |            |           |            |
| 317 |                                |   |   |   |   |            |            |           |            |
| 318 |                                |   |   |   |   |            |            |           |            |
| 319 | PAYROLL                        |   |   |   |   | 108,343.00 | 18,011.18  | 0.00      | 90,331.82  |
| 320 | TOTAL                          |   |   |   |   | 108,343.00 | 18,011.18  | 0.00      | 90,331.82  |
| 321 |                                |   |   |   |   |            |            |           |            |
| 322 | CONTRACTED SERVICE             |   |   |   |   | 0.00       | 0.00       | 0.00      | 0.00       |
| 323 |                                |   |   |   |   |            |            |           |            |
| 324 | SUPPLIES                       |   |   |   |   | 500.00     | 0.00       | 100.00    | 400.00     |
| 325 |                                |   |   |   |   |            |            |           |            |
| 326 | TRAVEL                         |   |   |   |   | 2,000.00   | 974.85     | 10.00     | 1,015.15   |
| 327 | DUES                           |   |   |   |   | 0.00       | 0.00       | 0.00      | 0.00       |
| 328 | TOTAL                          |   |   |   |   | 2,000.00   | 974.85     | 10.00     | 1,015.15   |
| 329 |                                |   |   |   |   |            |            |           |            |
| 330 | FURN/EQUIP                     |   |   |   |   | 0.00       | 0.00       | 0.00      | 0.00       |
| 331 |                                |   |   |   |   |            |            |           |            |
| 332 | TOTAL INSTRUCTIONAL LEADERSHIP |   |   |   |   | 110,843.00 | 18,986.03  | 110.00    | 91,746.97  |
| 333 |                                |   |   |   |   |            |            |           |            |
| 334 |                                |   |   |   |   |            |            |           |            |
| 335 | PAYROLL                        |   |   |   |   | 772,476.00 | 105,680.07 | 31,327.03 | 635,468.90 |
| 336 | TOTAL                          |   |   |   |   | 772,476.00 | 105,680.07 | 31,327.03 | 635,468.90 |
| 337 |                                |   |   |   |   |            |            |           |            |
| 338 | PRINTING-HS                    |   |   |   |   | 2,000.00   | 300.62     | 0.00      | 1,699.38   |
| 339 | PRINTING-MS                    |   |   |   |   | 2,000.00   | 300.63     | 0.00      | 1,699.37   |
| 340 | PRINTING-PS                    |   |   |   |   | 2,000.00   | 300.62     | 0.00      | 1,699.38   |
| 341 | PRINTING-ES                    |   |   |   |   | 2,000.00   | 300.63     | 0.00      | 1,699.37   |
| 342 | TOTAL                          |   |   |   |   | 8,000.00   | 1,202.50   | 0.00      | 6,797.50   |
| 343 |                                |   |   |   |   |            |            |           |            |
| 344 | SUPPLIES-HS                    |   |   |   |   | 3,000.00   | 128.00     | 0.00      | 2,872.00   |
| 345 | SUPPLIES-MS                    |   |   |   |   | 3,000.00   | 210.42     | 26.39     | 2,763.19   |
| 346 | SUPPLIES-PS                    |   |   |   |   | 2,747.01   | 218.06     | 0.00      | 2,528.95   |
| 347 | SUPPLIES-ES                    |   |   |   |   | 3,000.00   | 0.00       | 85.99     | 2,914.01   |
| 348 | DISTRICT EXPENSES-HS           |   |   |   |   | 1,000.00   | 40.33      | 0.00      | 959.67     |
| 349 | DISTRICT EXPENSES-MS           |   |   |   |   | 1,000.00   | 21.62      | 0.00      | 978.38     |
| 350 | DISTRICT EXPENSES-PS           |   |   |   |   | 1,000.00   | 21.63      | 0.00      | 978.37     |
| 351 | DISTRICT EXPENSES-ES           |   |   |   |   | 1,000.00   | 21.72      | 0.00      | 978.28     |



|     | A                           | B | C | D | E | F          | G          | H         | I          |
|-----|-----------------------------|---|---|---|---|------------|------------|-----------|------------|
| 352 | POSTAGE-HS                  |   |   |   |   | 4,000.00   | 8.73       | 0.00      | 3,991.27   |
| 353 | POSTAGE-MS                  |   |   |   |   | 3,000.00   | 0.00       | 0.00      | 3,000.00   |
| 354 | POSTAGE-PS                  |   |   |   |   | 1,500.00   | 0.00       | 0.00      | 1,500.00   |
| 355 | POSTAGE-ES                  |   |   |   |   | 1,500.00   | 0.00       | 0.00      | 1,500.00   |
| 356 | TOTAL                       |   |   |   |   | 25,747.01  | 670.51     | 112.38    | 24,964.12  |
| 357 |                             |   |   |   |   |            |            |           |            |
| 358 | TRAVEL-HS                   |   |   |   |   | 4,420.00   | 560.00     | 0.00      | 3,860.00   |
| 359 | TRAVEL-MS                   |   |   |   |   | 2,500.00   | 712.17     | 0.00      | 1,787.83   |
| 360 | TRAVEL-PS                   |   |   |   |   | 3,500.00   | 420.00     | 150.00    | 2,930.00   |
| 361 | TRAVEL-ES                   |   |   |   |   | 2,565.00   | 245.00     | 0.00      | 2,320.00   |
| 362 | BONDING-HS                  |   |   |   |   | 0.00       | 0.00       | 0.00      | 0.00       |
| 363 | TRAVEL-ALL SCHOOLS          |   |   |   |   | 0.00       | 0.00       | 0.00      | 0.00       |
| 364 | DUES-HS                     |   |   |   |   | 0.00       | 0.00       | 0.00      | 0.00       |
| 365 | DUES-MS                     |   |   |   |   | 0.00       | 0.00       | 0.00      | 0.00       |
| 366 | DUES-PS                     |   |   |   |   | 0.00       | 0.00       | 0.00      | 0.00       |
| 367 | DUES-ES                     |   |   |   |   | 0.00       | 0.00       | 0.00      | 0.00       |
| 368 | TOTAL                       |   |   |   |   | 12,985.00  | 1,937.17   | 150.00    | 10,897.83  |
| 369 |                             |   |   |   |   |            |            |           |            |
| 370 | FURN/EQUIP-HS               |   |   |   |   | 0.00       | 0.00       | 0.00      | 0.00       |
| 371 | FURN/EQUIP-MS               |   |   |   |   | 0.00       | 0.00       | 0.00      | 0.00       |
| 372 | FURN/EQUIP-PS               |   |   |   |   | 252.99     | 252.99     | 0.00      | 0.00       |
| 373 | FURN/EQUIP-ES               |   |   |   |   | 0.00       | 0.00       | 0.00      | 0.00       |
| 374 | TOTAL                       |   |   |   |   | 252.99     | 252.99     | 0.00      | 0.00       |
| 375 |                             |   |   |   |   |            |            |           |            |
| 376 | TOTAL SCHOOL ADMINISTRATION |   |   |   |   | 819,461.00 | 109,743.24 | 31,589.41 | 678,128.35 |
| 377 |                             |   |   |   |   |            |            |           |            |
| 378 |                             |   |   |   |   |            |            |           |            |
| 379 |                             |   |   |   |   |            |            |           |            |
| 380 | PAYROLL                     |   |   |   |   | 218,092.00 | 21,329.31  | 19,401.73 | 177,360.96 |
| 381 | TOTAL                       |   |   |   |   | 218,092.00 | 21,329.31  | 19,401.73 | 177,360.96 |
| 382 |                             |   |   |   |   |            |            |           |            |
| 383 | REGION VII ESC              |   |   |   |   | 1,500.00   | 0.00       | 0.00      | 0.00       |
| 384 | TEST SCORING-HS             |   |   |   |   | 250.00     | 0.00       | 0.00      | 250.00     |
| 385 | TEST SCORING-MS             |   |   |   |   | 200.00     | 0.00       | 0.00      | 200.00     |
| 386 | TEST SCORING-PS             |   |   |   |   | 200.00     | 0.00       | 0.00      | 200.00     |
| 387 | TEST SCORING-ES             |   |   |   |   | 250.00     | 0.00       | 0.00      | 250.00     |
| 388 | TOTAL                       |   |   |   |   | 2,400.00   | 0.00       | 0.00      | 2,400.00   |
| 389 |                             |   |   |   |   |            |            |           |            |
| 390 | TEST MATERIALS-HS           |   |   |   |   | 500.00     | 0.00       | 0.00      | 500.00     |
| 391 | TEST MATERIALS-MS           |   |   |   |   | 500.00     | 0.00       | 0.00      | 500.00     |
| 392 | TEST MATERIALS-PS           |   |   |   |   | 700.00     | 0.00       | 456.79    | 243.21     |
| 393 | TEST MATERIALS-ES           |   |   |   |   | 700.00     | 0.00       | 456.79    | 243.21     |
| 394 | SUPPLIES-HS                 |   |   |   |   | 1,750.00   | 499.66     | 0.00      | 1,250.34   |
| 395 | SUPPLIES-MS                 |   |   |   |   | 1,200.00   | 583.88     | 0.00      | 616.12     |
| 396 | SUPPLIES-PS                 |   |   |   |   | 1,000.00   | 0.00       | 0.00      | 1,000.00   |
| 397 | SUPPLIES-ES                 |   |   |   |   | 1,250.00   | 583.90     | 288.76    | 377.34     |
| 398 | COLLEGE FAIR-HS             |   |   |   |   | 250.00     | 0.00       | 0.00      | 250.00     |
| 399 | TOP TEN BANQUET             |   |   |   |   | 1,000.00   | 0.00       | 0.00      | 1,000.00   |
| 400 | POSTAGE-HS                  |   |   |   |   | 250.00     | 0.00       | 0.00      | 250.00     |
| 401 | POSTAGE-MS                  |   |   |   |   | 250.00     | 0.00       | 0.00      | 250.00     |

31-COUNSELING



|     | A                            | B | C | D | E | F          | G         | H         | I          |
|-----|------------------------------|---|---|---|---|------------|-----------|-----------|------------|
| 402 | TOTAL                        |   |   |   |   | 9,350.00   | 1,667.44  | 1,202.34  | 6,480.22   |
| 403 |                              |   |   |   |   |            |           |           |            |
| 404 | TRAVEL-HS                    |   |   |   |   | 3,140.00   | 619.18    | 10.00     | 2,510.82   |
| 405 | TRAVEL-MS                    |   |   |   |   | 1,350.00   | 543.06    | 10.00     | 796.94     |
| 406 | TRAVEL-PS                    |   |   |   |   | 0.00       | 0.00      | 0.00      | 0.00       |
| 407 | TRAVEL-ES                    |   |   |   |   | 1,550.00   | 414.17    | 10.00     | 1,125.83   |
| 408 | TRAVEL-ES-TSII               |   |   |   |   | 0.00       | 0.00      | 0.00      | 0.00       |
| 409 | MEMBERSHIP/DUES-HS           |   |   |   |   | 260.00     | 260.00    | 0.00      | 0.00       |
| 410 | MEMBERSHIP/DUES-MS           |   |   |   |   | 0.00       | 0.00      | 0.00      | 0.00       |
| 411 | MEMBERSHIP/DUES-PS           |   |   |   |   | 0.00       | 0.00      | 0.00      | 0.00       |
| 412 | MEMBERSHIP/DUES-ES           |   |   |   |   | 0.00       | 0.00      | 0.00      | 0.00       |
| 413 | FEES & DUES-COLLEGE FAIR-HS  |   |   |   |   | 0.00       | 0.00      | 0.00      | 0.00       |
| 414 | FEES-PS-STUDENTS             |   |   |   |   | 0.00       | 0.00      | 0.00      | 0.00       |
| 415 | TOTAL                        |   |   |   |   | 6,300.00   | 1,836.41  | 30.00     | 4,433.59   |
| 416 |                              |   |   |   |   |            |           |           |            |
| 417 | FURNITURE-HS                 |   |   |   |   | 0.00       | 0.00      | 0.00      | 0.00       |
| 418 | FURNITURE-MS                 |   |   |   |   | 0.00       | 0.00      | 0.00      | 0.00       |
| 419 | FURNITURE-PS                 |   |   |   |   | 0.00       | 0.00      | 0.00      | 0.00       |
| 420 | TOTAL                        |   |   |   |   | 0.00       | 0.00      | 0.00      | 0.00       |
| 421 |                              |   |   |   |   |            |           |           |            |
| 422 | TOTAL COUNSELING             |   |   |   |   | 236,142.00 | 24,833.16 | 20,634.07 | 190,674.77 |
| 423 |                              |   |   |   |   |            |           |           |            |
| 424 | <i>33-HEALTH SERVICES</i>    |   |   |   |   |            |           |           |            |
| 425 |                              |   |   |   |   |            |           |           |            |
| 426 | PAYROLL                      |   |   |   |   | 112,562.00 | 12,071.71 | 11,593.30 | 88,896.99  |
| 427 | TOTAL                        |   |   |   |   | 112,562.00 | 12,071.71 | 11,593.30 | 88,896.99  |
| 428 |                              |   |   |   |   |            |           |           |            |
| 429 | CONT SERVICES-FINGERPRINTING |   |   |   |   | 0.00       | 0.00      | 0.00      | 0.00       |
| 430 | CONT SERVICES-NURSING-HS     |   |   |   |   | 0.00       | 0.00      | 0.00      | 0.00       |
| 431 | CONT SERVICES-NURSING-MS     |   |   |   |   | 0.00       | 0.00      | 0.00      | 0.00       |
| 432 | CONT SERVICES-NURSING-PS     |   |   |   |   | 0.00       | 0.00      | 0.00      | 0.00       |
| 433 | CONT SERVICES-NURSING-ES     |   |   |   |   | 0.00       | 0.00      | 0.00      | 0.00       |
| 434 | CONT SERVICES-HS             |   |   |   |   | 100.00     | 0.00      | 0.00      | 100.00     |
| 435 | CONT SERVICES-MS             |   |   |   |   | 100.00     | 0.00      | 0.00      | 100.00     |
| 436 | CONT SERVICES-PS             |   |   |   |   | 100.00     | 0.00      | 0.00      | 100.00     |
| 437 | CONT SERVICES-ES             |   |   |   |   | 100.00     | 0.00      | 0.00      | 100.00     |
| 438 | TOTAL                        |   |   |   |   | 400.00     | 0.00      | 0.00      | 400.00     |
| 439 |                              |   |   |   |   |            |           |           |            |
| 440 | SUPPLIES-HS                  |   |   |   |   | 1,500.00   | 0.00      | 0.00      | 1,500.00   |
| 441 | SUPPLIES-MS                  |   |   |   |   | 1,000.00   | 0.00      | 0.00      | 1,000.00   |
| 442 | SUPPLIES-PS                  |   |   |   |   | 1,500.00   | 0.00      | 0.00      | 1,500.00   |
| 443 | SUPPLIES-ES                  |   |   |   |   | 1,000.00   | 0.00      | 0.00      | 1,000.00   |
| 444 | TOTAL                        |   |   |   |   | 5,000.00   | 0.00      | 0.00      | 5,000.00   |
| 445 |                              |   |   |   |   |            |           |           |            |
| 446 | TRAVEL-HS                    |   |   |   |   | 300.00     | 0.00      | 0.00      | 300.00     |
| 447 | TRAVEL-MS                    |   |   |   |   | 300.00     | 0.00      | 0.00      | 300.00     |
| 448 | TRAVEL-PS                    |   |   |   |   | 300.00     | 0.00      | 0.00      | 300.00     |
| 449 | TRAVEL-ES                    |   |   |   |   | 300.00     | 0.00      | 0.00      | 300.00     |
| 450 | TOTAL                        |   |   |   |   | 1,200.00   | 0.00      | 0.00      | 1,200.00   |
| 451 |                              |   |   |   |   |            |           |           |            |



|     | A                                 | B | C | D | E | F          | G         | H         | I          |
|-----|-----------------------------------|---|---|---|---|------------|-----------|-----------|------------|
| 452 | EQUIPMENT-HS                      |   |   |   |   | 0.00       | 0.00      | 0.00      | 0.00       |
| 453 | EQUIPMENT-MS                      |   |   |   |   | 0.00       | 0.00      | 0.00      | 0.00       |
| 454 | EQUIPMENT-PS                      |   |   |   |   | 0.00       | 0.00      | 0.00      | 0.00       |
| 455 | EQUIPMENT-ES                      |   |   |   |   | 0.00       | 0.00      | 0.00      | 0.00       |
| 456 | TOTAL                             |   |   |   |   | 0.00       | 0.00      | 0.00      | 0.00       |
| 457 |                                   |   |   |   |   |            |           |           |            |
| 458 | TOTAL HEALTH SERVICE              |   |   |   |   | 119,162.00 | 12,071.71 | 11,593.30 | 95,496.99  |
| 459 |                                   |   |   |   |   |            |           |           |            |
| 460 |                                   |   |   |   |   |            |           |           |            |
| 461 |                                   |   |   |   |   |            |           |           |            |
| 462 | PAYROLL                           |   |   |   |   | 215,035.00 | 30,422.75 | 7,680.87  | 176,931.38 |
| 463 | TOTAL                             |   |   |   |   | 215,035.00 | 30,422.75 | 7,680.87  | 176,931.38 |
| 464 |                                   |   |   |   |   |            |           |           |            |
| 465 | CONT SERVICES-PHYSICALS/DRUG TEST |   |   |   |   | 4,500.00   | 0.00      | 1,000.00  | 3,500.00   |
| 466 | CONT SERVICES-RECERTIFICATION     |   |   |   |   | 1,700.00   | 0.00      | 100.00    | 1,600.00   |
| 467 | CONT SERVICES-REPAIR              |   |   |   |   | 13,000.00  | 1,008.94  | 575.00    | 11,416.06  |
| 468 | LEASE/RENTALS                     |   |   |   |   | 0.00       | 7,390.00  | 0.00      | (7,390.00) |
| 469 | TOTAL                             |   |   |   |   | 19,200.00  | 8,398.94  | 1,675.00  | 9,126.06   |
| 470 |                                   |   |   |   |   |            |           |           |            |
| 471 | GAS,OIL,GREASE,TIRES              |   |   |   |   | 93,000.00  | 4,510.32  | 7,500.00  | 80,989.68  |
| 472 | PARTS & SUPPLIES                  |   |   |   |   | 45,000.00  | 2,317.90  | 10,200.00 | 32,482.10  |
| 473 | TOTAL                             |   |   |   |   | 138,000.00 | 6,828.22  | 17,700.00 | 113,471.78 |
| 474 |                                   |   |   |   |   |            |           |           |            |
| 475 | INSURANCE                         |   |   |   |   | 12,450.00  | 11,224.00 | 0.00      | 1,226.00   |
| 476 | MISC OPERATING COSTS              |   |   |   |   | 2,000.00   | 115.86    | 0.00      | 1,884.14   |
| 477 | TOTAL                             |   |   |   |   | 14,450.00  | 11,339.86 | 0.00      | 3,110.14   |
| 478 |                                   |   |   |   |   |            |           |           |            |
| 479 | BUSES                             |   |   |   |   | 44,000.00  | 39,553.40 | 0.00      | 4,446.60   |
| 480 | CAPITAL OUTLAY                    |   |   |   |   | 3,000.00   | 3,000.00  | 0.00      | 0.00       |
| 481 | FURN/EQUIP-TECHNOLOGY             |   |   |   |   | 0.00       | 0.00      | 0.00      | 0.00       |
| 482 | TOTAL                             |   |   |   |   | 47,000.00  | 42,553.40 | 0.00      | 4,446.60   |
| 483 |                                   |   |   |   |   |            |           |           |            |
| 484 | TOTAL STUDENT TRANSPORTATION      |   |   |   |   | 433,685.00 | 99,543.17 | 27,055.87 | 307,085.96 |
| 485 |                                   |   |   |   |   |            |           |           |            |
| 486 |                                   |   |   |   |   |            |           |           |            |
| 487 |                                   |   |   |   |   |            |           |           |            |
| 488 | CONTRACTED SERVICES-REPAIR        |   |   |   |   | 0.00       | 0.00      | 0.00      | 0.00       |
| 489 |                                   |   |   |   |   |            |           |           |            |
| 490 | TRANSFER OUT                      |   |   |   |   | 0.00       | 0.00      | 0.00      | 0.00       |
| 491 |                                   |   |   |   |   |            |           |           |            |
| 492 | TOTAL FOOD SERVICE                |   |   |   |   | 0.00       | 0.00      | 0.00      | 0.00       |
| 493 |                                   |   |   |   |   |            |           |           |            |
| 494 |                                   |   |   |   |   |            |           |           |            |
| 495 |                                   |   |   |   |   |            |           |           |            |
| 496 |                                   |   |   |   |   |            |           |           |            |
| 497 | PAYROLL                           |   |   |   |   | 356,027.00 | 34,871.04 | 23,033.55 | 298,122.41 |
| 498 | TOTAL                             |   |   |   |   | 356,027.00 | 34,871.04 | 23,033.55 | 298,122.41 |
| 499 |                                   |   |   |   |   |            |           |           |            |
| 500 | DRUG TESTING-HS                   |   |   |   |   | 2,500.00   | 854.00    | 0.00      | 1,646.00   |
| 501 | DRUG TESTING-MS                   |   |   |   |   | 1,000.00   | 280.00    | 0.00      | 720.00     |



|     | A                               | B | C | D | E | F         | G         | H        | I         |
|-----|---------------------------------|---|---|---|---|-----------|-----------|----------|-----------|
| 502 | DRUG DOGS-HS                    |   |   |   |   | 0.00      | 0.00      | 0.00     | 0.00      |
| 503 | DRUG DOGS-MS                    |   |   |   |   | 0.00      | 0.00      | 0.00     | 0.00      |
| 504 | CONTRACTED ATHLETIC TRAINER     |   |   |   |   | 9,000.00  | 4,438.00  | 0.00     | 4,562.00  |
| 505 | REPAIR ATHLETICS-HS             |   |   |   |   | 5,000.00  | 0.00      | 0.00     | 5,000.00  |
| 506 | REPAIR-ATHLETICS-MS             |   |   |   |   | 2,500.00  | 0.00      | 0.00     | 2,500.00  |
| 507 | RENTAL-DRAMA-HS                 |   |   |   |   | 0.00      | 0.00      | 0.00     | 0.00      |
| 508 | RENTAL-ATHLETICS                |   |   |   |   | 100.00    | 89.25     | 0.00     | 10.75     |
| 509 | RENTAL-STADIUM/GYM              |   |   |   |   | 900.00    | 0.00      | 0.00     | 900.00    |
| 510 | GAME OFFICIALS-HS               |   |   |   |   | 20,000.00 | 4,785.83  | 0.00     | 15,214.17 |
| 511 | GAME OFFICIALS-MS               |   |   |   |   | 7,000.00  | 2,300.64  | 0.00     | 4,699.36  |
| 512 | GAME WORKERS-HS                 |   |   |   |   | 1,000.00  | 950.00    | 0.00     | 50.00     |
| 513 | GAME WORKERS-MS                 |   |   |   |   | 1,000.00  | 320.00    | 0.00     | 680.00    |
| 514 | GAME CONTRACTS                  |   |   |   |   | 0.00      | 0.00      | 0.00     | 0.00      |
| 515 | CONTRACTED SERVICE-HS DRAMA     |   |   |   |   | 200.00    | 200.00    | 0.00     | 0.00      |
| 516 | CONTRACTED SERVICE-MS-DRAMA     |   |   |   |   | 60.00     | 60.00     | 0.00     | 0.00      |
| 517 | CONTRACTED SERVICE-HS-BAND      |   |   |   |   | 12,300.00 | 1,678.00  | 450.00   | 10,172.00 |
| 518 | CONTRACTED SERVICE-MS-BAND      |   |   |   |   | 0.00      | 0.00      | 0.00     | 0.00      |
| 519 | CONTRACTED SERVICE-HS-ATHLETICS |   |   |   |   | 2,359.00  | 2,381.34  | 0.00     | (22.34)   |
| 520 | PRINTING                        |   |   |   |   | 550.00    | 0.00      | 0.00     | 550.00    |
| 521 | TOTAL                           |   |   |   |   | 65,469.00 | 18,337.06 | 450.00   | 46,681.94 |
| 522 |                                 |   |   |   |   |           |           |          |           |
| 523 | ATHLETIC NEWSLETTER             |   |   |   |   | 250.00    | 99.00     | 0.00     | 151.00    |
| 524 | UNIFORMS-EVERY 3 YEARS ROTATE   |   |   |   |   | 5,500.00  | 1,270.00  | 3,540.00 | 690.00    |
| 525 | DRAMA COSTUMES                  |   |   |   |   | 1,000.00  | 410.02    | 0.00     | 589.98    |
| 526 | BAND UNIFORMS                   |   |   |   |   | 9,300.00  | 263.15    | 223.05   | 8,813.80  |
| 527 | CHOIR UNIFORMS-HS               |   |   |   |   | 0.00      | 0.00      | 0.00     | 0.00      |
| 528 | UIL SUPPLIES-HS                 |   |   |   |   | 4,000.00  | 634.07    | 932.15   | 2,433.78  |
| 529 | UIL SUPPLIES-MS                 |   |   |   |   | 500.00    | 101.75    | 60.00    | 338.25    |
| 530 | UIL SUPPLIES-PS                 |   |   |   |   | 0.00      | 0.00      | 0.00     | 0.00      |
| 531 | UIL SUPPLIES-ES                 |   |   |   |   | 1,000.00  | 100.00    | 184.15   | 715.85    |
| 532 | CHEERLEADERS-HS                 |   |   |   |   | 1,000.00  | 0.00      | 0.00     | 1,000.00  |
| 533 | CHEERLEADERS-MS                 |   |   |   |   | 500.00    | 0.00      | 0.00     | 500.00    |
| 534 | ALL ATHLETICS-HS                |   |   |   |   | 3,785.00  | 421.23    | 0.00     | 3,363.77  |
| 535 | ALL ATHLETICS-MS                |   |   |   |   | 2,000.00  | 0.00      | 0.00     | 2,000.00  |
| 536 | FOOTBALL-HS                     |   |   |   |   | 13,000.00 | 492.70    | 560.00   | 11,947.30 |
| 537 | FOOTBALL-MS                     |   |   |   |   | 4,000.00  | 0.00      | 0.00     | 4,000.00  |
| 538 | BASKETBALL-HS                   |   |   |   |   | 4,000.00  | 4,097.63  | 0.00     | (97.63)   |
| 539 | BASKETBALL-MS                   |   |   |   |   | 1,500.00  | 0.00      | 1,477.65 | 22.35     |
| 540 | TRACK-HS                        |   |   |   |   | 4,000.00  | 0.00      | 0.00     | 4,000.00  |
| 541 | TRACK-MS                        |   |   |   |   | 1,500.00  | 0.00      | 0.00     | 1,500.00  |
| 542 | BASEBALL-HS                     |   |   |   |   | 4,000.00  | 0.00      | 0.00     | 4,000.00  |
| 543 | VOLLEYBALL-HS                   |   |   |   |   | 4,000.00  | 0.00      | 0.00     | 4,000.00  |
| 544 | VOLLEYBALL-MS                   |   |   |   |   | 1,500.00  | 0.00      | 0.00     | 1,500.00  |
| 545 | GIRLS BASKETBALL-HS             |   |   |   |   | 4,000.00  | 0.00      | 2,955.50 | 1,044.50  |
| 546 | GIRLS BASKETBALL-MS             |   |   |   |   | 1,500.00  | 0.00      | 1,482.40 | 17.60     |
| 547 | GIRLS TRACK-HS                  |   |   |   |   | 4,000.00  | 0.00      | 0.00     | 4,000.00  |
| 548 | GIRLS TRACK-MS                  |   |   |   |   | 1,500.00  | 0.00      | 0.00     | 1,500.00  |
| 549 | TENNIS-HS                       |   |   |   |   | 1,500.00  | 0.00      | 0.00     | 1,500.00  |
| 550 | GOLF-HS                         |   |   |   |   | 1,500.00  | 0.00      | 0.00     | 1,500.00  |



|     | A                              | B | C | D | E | F         | G         | H         | I         |
|-----|--------------------------------|---|---|---|---|-----------|-----------|-----------|-----------|
| 551 | WEIGHT TRAINING-HS             |   |   |   |   | 1,500.00  | 0.00      | 0.00      | 1,500.00  |
| 552 | SOFTBALL-HS                    |   |   |   |   | 4,000.00  | 0.00      | 3,786.00  | 214.00    |
| 553 | OFF SEASON-HS                  |   |   |   |   | 5,000.00  | 100.00    | 0.00      | 4,900.00  |
| 554 | OFF SEASON-MS                  |   |   |   |   | 0.00      | 0.00      | 0.00      | 0.00      |
| 555 | TRAINER SUPPLIES-HS            |   |   |   |   | 5,000.00  | 0.00      | 0.00      | 5,000.00  |
| 556 | CROSS COUNTRY-HS               |   |   |   |   | 1,556.00  | 1,556.00  | 0.00      | 0.00      |
| 557 | SOCCER-HS                      |   |   |   |   | 1,000.00  | 0.00      | 0.00      | 1,000.00  |
| 558 | TOTAL                          |   |   |   |   | 98,391.00 | 9,545.55  | 15,200.90 | 73,644.55 |
| 559 |                                |   |   |   |   |           |           |           |           |
| 560 | EMPLOYEE TRAVEL-DRAMA-HS       |   |   |   |   | 0.00      | 0.00      | 0.00      | 0.00      |
| 561 | EMPLOYEE TRAVEL-BAND-HS        |   |   |   |   | 0.00      | 0.00      | 0.00      | 0.00      |
| 562 | EMPLOYEE TRAVEL-CHOIR-HS       |   |   |   |   | 0.00      | 0.00      | 0.00      | 0.00      |
| 563 | EMPLOYEE TRAVEL-BAND-MS        |   |   |   |   | 0.00      | 0.00      | 0.00      | 0.00      |
| 564 | EMPLOYEE TRAVEL-MUSIC-ES       |   |   |   |   | 0.00      | 0.00      | 0.00      | 0.00      |
| 565 | EMPLOYEE TRAVEL-ES-UIL         |   |   |   |   | 0.00      | 0.00      | 0.00      | 0.00      |
| 566 | EMPLOYEE TRAVEL-ATHLETICS-HS   |   |   |   |   | 14,000.00 | 2,765.78  | 0.00      | 11,234.22 |
| 567 | STUDENT MEALS/FEES-HS          |   |   |   |   | 27,012.51 | 0.00      | 0.00      | 27,012.51 |
| 568 | STUDENT MEALS/FEES-MS          |   |   |   |   | 4,295.00  | 0.00      | 0.00      | 4,295.00  |
| 569 | STUDENT MEALS/FEES-PS          |   |   |   |   | 0.00      | 0.00      | 0.00      | 0.00      |
| 570 | STUDENT MEALS/FEES-ES          |   |   |   |   | 600.00    | 0.00      | 0.00      | 600.00    |
| 571 | STUDENTS/REP DISTRICT-HS       |   |   |   |   | 0.00      | 0.00      | 0.00      | 0.00      |
| 572 | STUDENTS/REP DISTRICT-MS       |   |   |   |   | 0.00      | 0.00      | 0.00      | 0.00      |
| 573 | STUDENT TRAVEL-JOURNALISM-HS   |   |   |   |   | 0.00      | 0.00      | 0.00      | 0.00      |
| 574 | STUDENT TRAVEL-DRAMA-HS        |   |   |   |   | 0.00      | 0.00      | 0.00      | 0.00      |
| 575 | STUDENT TRAVEL-DRAMA-MS        |   |   |   |   | 300.00    | 300.00    | 0.00      | 0.00      |
| 576 | STUDENT TRAVEL-BAND-HS         |   |   |   |   | 14,298.56 | 13,698.56 | 600.00    | 0.00      |
| 577 | STUDENT TRAVEL-BAND-MS         |   |   |   |   | 0.00      | 0.00      | 0.00      | 0.00      |
| 578 | STUDENT TRAVEL-CHOIR-HS        |   |   |   |   | 0.00      | 0.00      | 0.00      | 0.00      |
| 579 | STUDENT TRAVEL-SCIENCE-HS      |   |   |   |   | 0.00      | 0.00      | 0.00      | 0.00      |
| 580 | STUDENT TRAVEL-BUS CLUB-HS     |   |   |   |   | 0.00      | 0.00      | 0.00      | 0.00      |
| 581 | STUDENT TRAVEL-VO AG           |   |   |   |   | 0.00      | 0.00      | 0.00      | 0.00      |
| 582 | STUDENT TRAVEL-HOME ECO        |   |   |   |   | 427.93    | 427.93    | 0.00      | 0.00      |
| 583 | STUDENT TRAVEL-DECA-HS         |   |   |   |   | 0.00      | 0.00      | 0.00      | 0.00      |
| 584 | STUDENT TRAVEL-UIL-HS          |   |   |   |   | 0.00      | 0.00      | 0.00      | 0.00      |
| 585 | STUDENT TRAVEL-UIL-MS          |   |   |   |   | 0.00      | 0.00      | 0.00      | 0.00      |
| 586 | STUDENT TRAVEL-UIL-PS          |   |   |   |   | 25.00     | 0.00      | 0.00      | 25.00     |
| 587 | STUDENT TRAVEL-UIL-ES          |   |   |   |   | 300.00    | 0.00      | 0.00      | 300.00    |
| 588 | STUDENT TRAVEL-ACADEMICS-HS    |   |   |   |   | 0.00      | 0.00      | 0.00      | 0.00      |
| 589 | STUDENT TRAVEL-ROPE TRICK-ES   |   |   |   |   | 0.00      | 0.00      | 0.00      | 0.00      |
| 590 | STUDENT TRAVEL-ATHLETICS-HS    |   |   |   |   | 0.00      | 0.00      | 0.00      | 0.00      |
| 591 | STUDENT TRAVEL-ATHLETICS-MS    |   |   |   |   | 0.00      | 0.00      | 0.00      | 0.00      |
| 592 | STUDENT TRAVEL-CHEERLEADERS-MS |   |   |   |   | 85.00     | 85.00     | 0.00      | 0.00      |
| 593 | STUDENT TRAVEL-HS-FOOTBALL     |   |   |   |   | 2,450.00  | 937.50    | 187.50    | 1,325.00  |
| 594 | STUDENT TRAVEL-MS-FOOTBALL     |   |   |   |   | 2,000.00  | 502.09    | 0.00      | 1,497.91  |
| 595 | STUDENT TRAVEL-HS BASKETBALL   |   |   |   |   | 2,000.00  | 0.00      | 0.00      | 2,000.00  |
| 596 | STUDENT TRAVEL-MS BASKETBALL   |   |   |   |   | 1,000.00  | 0.00      | 0.00      | 1,000.00  |
| 597 | STUDENT TRAVEL-HS TRACK        |   |   |   |   | 2,800.00  | 0.00      | 0.00      | 2,800.00  |
| 598 | STUDENT TRAVEL-MS TRACK        |   |   |   |   | 1,800.00  | 0.00      | 0.00      | 1,800.00  |



|     | A                        | B                | C | D | E | F         | G        | H      | I         |
|-----|--------------------------|------------------|---|---|---|-----------|----------|--------|-----------|
| 599 | STUDENT TRAVEL-HS        | BASEBALL         |   |   |   | 1,800.00  | 0.00     | 0.00   | 1,800.00  |
| 600 | STUDENT TRAVEL-HS        | VOLLEYBALL       |   |   |   | 1,800.00  | 479.09   | 0.00   | 1,320.91  |
| 601 | STUDENT TRAVEL-MS        | VOLLEYBALL       |   |   |   | 1,000.00  | 920.00   | 170.50 | (90.50)   |
| 602 | STUDENT TRAVEL-HS        | GIRLS BASKETBALL |   |   |   | 2,000.00  | 0.00     | 0.00   | 2,000.00  |
| 603 | STUDENT TRAVEL-MS        | GIRLS BASKETBALL |   |   |   | 1,000.00  | 0.00     | 0.00   | 1,000.00  |
| 604 | STUDENT TRAVEL-HS        | FIRLS TRACK      |   |   |   | 1,500.00  | 0.00     | 0.00   | 1,500.00  |
| 605 | STUDENT TRAVEL-MS        | GIRLS TRACK      |   |   |   | 1,000.00  | 0.00     | 0.00   | 1,000.00  |
| 606 | STUDENT TRAVEL-HS        | TENNIS           |   |   |   | 500.00    | 0.00     | 0.00   | 500.00    |
| 607 | STUDENT TRAVEL-HS        | GOLF             |   |   |   | 550.00    | 0.00     | 0.00   | 550.00    |
| 608 | STUDENT TRAVEL-HS        | WEIGHT LIFTING   |   |   |   | 500.00    | 0.00     | 0.00   | 500.00    |
| 609 | STUDENT TRAVEL-HS        | SOFTBALL         |   |   |   | 1,800.00  | 0.00     | 0.00   | 1,800.00  |
| 610 | STUDENT TRAVEL-HS        | CROSS COUNTRY    |   |   |   | 500.00    | 614.26   | 0.00   | (114.26)  |
| 611 | STUDENT TRAVEL-MS        | CROSS COUNTRY    |   |   |   | 0.00      | 9.19     | 0.00   | (9.19)    |
| 612 | STUDENT INSURANCE-HS     |                  |   |   |   | 25,000.00 | 0.00     | 0.00   | 25,000.00 |
| 613 | STUDENT INSURANCE-MS     |                  |   |   |   | 25,000.00 | 0.00     | 0.00   | 25,000.00 |
| 614 | DUES-JOURNALISM-HS       |                  |   |   |   | 0.00      | 0.00     | 0.00   | 0.00      |
| 615 | DUES-BAND-HS             |                  |   |   |   | 210.00    | 160.00   | 50.00  | 0.00      |
| 616 | DUES-CHOIR-HS            |                  |   |   |   | 110.00    | 110.00   | 0.00   | 0.00      |
| 617 | DUES-BAND-MS             |                  |   |   |   | 320.00    | 320.00   | 0.00   | 0.00      |
| 618 | DUES-SCIENCE-HS          |                  |   |   |   | 0.00      | 0.00     | 0.00   | 0.00      |
| 619 | DUES-MUSIC-ES            |                  |   |   |   | 0.00      | 0.00     | 0.00   | 0.00      |
| 620 | DUES-ATHLETICS-HS        |                  |   |   |   | 0.00      | 0.00     | 0.00   | 0.00      |
| 621 | STUDENT ACTIVITY-HS      |                  |   |   |   | 0.00      | 0.00     | 0.00   | 0.00      |
| 622 | STUDENT ACTIVITY-MS      |                  |   |   |   | 0.00      | 0.00     | 0.00   | 0.00      |
| 623 | FEES & DUES-DRAMA-HS     |                  |   |   |   | 0.00      | 0.00     | 0.00   | 0.00      |
| 624 | FEES & DUES-DRAMA-MS     |                  |   |   |   | 0.00      | 0.00     | 0.00   | 0.00      |
| 625 | FEES & DUES-BAND-HS      |                  |   |   |   | 1,850.00  | 1,850.00 | 0.00   | 0.00      |
| 626 | FEES & DUES-CHOIR-HS     |                  |   |   |   | 0.00      | 0.00     | 0.00   | 0.00      |
| 627 | FEES & DUES-BAND-MS      |                  |   |   |   | 0.00      | 0.00     | 0.00   | 0.00      |
| 628 | FEES & DUES-CHOIR-MS     |                  |   |   |   | 0.00      | 0.00     | 0.00   | 0.00      |
| 629 | FEES-MUSIC-ES            |                  |   |   |   | 0.00      | 0.00     | 0.00   | 0.00      |
| 630 | FEES & DUES-BUS DEPT-HS  |                  |   |   |   | 0.00      | 0.00     | 0.00   | 0.00      |
| 631 | FEES & DUES-VO AG        |                  |   |   |   | 311.00    | 311.00   | 0.00   | 0.00      |
| 632 | FEES & DUES-HOME ECO     |                  |   |   |   | 310.00    | 310.00   | 0.00   | 0.00      |
| 633 | FEES & DUES-DE           |                  |   |   |   | 0.00      | 0.00     | 0.00   | 0.00      |
| 634 | UIL FEES-HS              |                  |   |   |   | 460.00    | 200.00   | 260.00 | 0.00      |
| 635 | UIL FEES-MS              |                  |   |   |   | 0.00      | 0.00     | 0.00   | 0.00      |
| 636 | UIL FEES-PS              |                  |   |   |   | 200.00    | 0.00     | 0.00   | 200.00    |
| 637 | UIL FEES-ES              |                  |   |   |   | 300.00    | 0.00     | 0.00   | 300.00    |
| 638 | ACADEMIC AWARDS-HS       |                  |   |   |   | 0.00      | 0.00     | 0.00   | 0.00      |
| 639 | ACADEMIC AWARDS-MS       |                  |   |   |   | 0.00      | 0.00     | 0.00   | 0.00      |
| 640 | ACADEMIC AWARDS-ES       |                  |   |   |   | 0.00      | 0.00     | 0.00   | 0.00      |
| 641 | JUMP ROPE FEES-ES        |                  |   |   |   | 0.00      | 0.00     | 0.00   | 0.00      |
| 642 | CHEERLEADER FEES-HS      |                  |   |   |   | 0.00      | 0.00     | 0.00   | 0.00      |
| 643 | CHEERLEADER FEES-MS      |                  |   |   |   | 0.00      | 0.00     | 0.00   | 0.00      |
| 644 | DRUM MAJOR/FLAGS FEES-HS |                  |   |   |   | 0.00      | 0.00     | 0.00   | 0.00      |
| 645 | DEBATE FEES-HS           |                  |   |   |   | 0.00      | 0.00     | 0.00   | 0.00      |
| 646 | DRAMA AWARDS/JACKETS-HS  |                  |   |   |   | 0.00      | 0.00     | 0.00   | 0.00      |



|     | A                                  | B | C | D | E | F          | G         | H         | I          |
|-----|------------------------------------|---|---|---|---|------------|-----------|-----------|------------|
| 647 | BAND AWARD/JACKETS-HS              |   |   |   |   | 0.00       | 0.00      | 0.00      | 0.00       |
| 648 | CHOIR AWARDS/JACKETS-HS            |   |   |   |   | 0.00       | 0.00      | 0.00      | 0.00       |
| 649 | BAND AWARDS-MS                     |   |   |   |   | 0.00       | 0.00      | 0.00      | 0.00       |
| 650 | FEES & DUES-ATHLETICS-HS           |   |   |   |   | 17,300.00  | 1,398.00  | 0.00      | 15,902.00  |
| 651 | FEES & DUES-ATHLETICS-MS           |   |   |   |   | 2,000.00   | 0.00      | 0.00      | 2,000.00   |
| 652 | TROPHIES, MEDALS, RIBBONS-HS       |   |   |   |   | 2,750.00   | 0.00      | 0.00      | 2,750.00   |
| 653 | TROPHIES, MEDALS, RIBBONS-MS       |   |   |   |   | 1,200.00   | 0.00      | 0.00      | 1,200.00   |
| 654 | ATHLETICS AWARDS/JACKETS-HS        |   |   |   |   | 2,500.00   | 0.00      | 0.00      | 2,500.00   |
| 655 | TOTAL                              |   |   |   |   | 167,165.00 | 25,398.40 | 1,268.00  | 140,498.60 |
| 656 |                                    |   |   |   |   |            |           |           |            |
| 657 | EQUIPMENT-HS-FOOTBALL              |   |   |   |   | 0.00       | 0.00      | 0.00      | 0.00       |
| 658 | EQUIPMENT-ALL ATHLETICS-HS         |   |   |   |   | 0.00       | 0.00      | 0.00      | 0.00       |
| 659 | EQUIPMENT-ALL ATHLETICS-MS         |   |   |   |   | 0.00       | 0.00      | 0.00      | 0.00       |
| 660 | EQUIPMENT-TRACK                    |   |   |   |   | 0.00       | 0.00      | 0.00      | 0.00       |
| 661 | TOTAL                              |   |   |   |   | 0.00       | 0.00      | 0.00      | 0.00       |
| 662 |                                    |   |   |   |   |            |           |           |            |
| 663 | TOTAL COCURRICULAR/EXTRACURRICULAR |   |   |   |   | 687,052.00 | 88,152.05 | 39,952.45 | 558,947.50 |
| 664 |                                    |   |   |   |   |            |           |           |            |
| 665 | <i>41-GENERAL ADMINISTRATION</i>   |   |   |   |   |            |           |           |            |
| 666 |                                    |   |   |   |   |            |           |           |            |
| 667 | PAYROLL                            |   |   |   |   | 398,027.00 | 66,591.30 | 0.00      | 331,435.70 |
| 668 | TOTAL                              |   |   |   |   | 398,027.00 | 66,591.30 | 0.00      | 331,435.70 |
| 669 |                                    |   |   |   |   |            |           |           |            |
| 670 | ATTORNEY FEES-SPEC ED              |   |   |   |   | 0.00       | 663.00    | 0.00      | (663.00)   |
| 671 | ATTORNEY FEES                      |   |   |   |   | 4,500.00   | 117.50    | 0.00      | 4,382.50   |
| 672 | AUDIT EXP                          |   |   |   |   | 20,000.00  | 0.00      | 0.00      | 20,000.00  |
| 673 | CONT-SERVICE-FINGERPRINTING        |   |   |   |   | 0.00       | 0.00      | 0.00      | 0.00       |
| 674 | REGION VII ESC                     |   |   |   |   | 4,200.00   | 0.00      | 0.00      | 4,200.00   |
| 675 | COPIER REPAIR/MAINT                |   |   |   |   | 1,250.00   | 500.00    | 0.00      | 750.00     |
| 676 | LEASE-EQUIP                        |   |   |   |   | 2,868.00   | 717.00    | 0.00      | 2,151.00   |
| 677 | PRINTING-SUPERINTENDENT            |   |   |   |   | 0.00       | 0.00      | 0.00      | 0.00       |
| 678 | POLICY REVIEW-SCHOOL BOARD         |   |   |   |   | 900.00     | 0.00      | 0.00      | 900.00     |
| 679 | PRINTING-TAX OFFICE                |   |   |   |   | 1,600.00   | 478.50    | 0.00      | 1,121.50   |
| 680 | PRINTING-ADM                       |   |   |   |   | 2,000.00   | 221.00    | 0.00      | 1,779.00   |
| 681 | CONT SERVICE-FACILITY REVIEW       |   |   |   |   | 10,000.00  | 1,000.00  | 0.00      | 9,000.00   |
| 682 | CONT SERVICE-TASB PAY PLAN         |   |   |   |   | 1,600.00   | 0.00      | 0.00      | 1,600.00   |
| 683 | CONT SERVICE-SHARS                 |   |   |   |   | 3,000.00   | 0.00      | 0.00      | 3,000.00   |
| 684 | TOTAL                              |   |   |   |   | 51,918.00  | 3,697.00  | 0.00      | 48,221.00  |
| 685 |                                    |   |   |   |   |            |           |           |            |
| 686 | MAGAZINES                          |   |   |   |   | 100.00     | 0.00      | 0.00      | 100.00     |
| 687 | SUPPLIES-SUPERINTENDENT            |   |   |   |   | 1,000.00   | 0.00      | 100.00    | 900.00     |
| 688 | SUPPLIES-SCHOOL BOARD              |   |   |   |   | 1,500.00   | 4.17      | 50.00     | 1,445.83   |
| 689 | SUPPLIES-TAX OFFICE                |   |   |   |   | 2,189.00   | 0.00      | 100.00    | 2,089.00   |
| 690 | SUPPLIES-ADMINISTRATION            |   |   |   |   | 3,250.00   | 893.46    | 50.00     | 2,306.54   |
| 691 | SERVICE PINS                       |   |   |   |   | 1,150.00   | 0.00      | 0.00      | 1,150.00   |
| 692 | POSTAGE-TAX                        |   |   |   |   | 1,500.00   | 0.00      | 0.00      | 1,500.00   |
| 693 | POSTAGE-ADM                        |   |   |   |   | 1,500.00   | 11.99     | 0.00      | 1,488.01   |
| 694 | SUPPLIES-TECHNOLOGY**              |   |   |   |   | 0.00       | 0.00      | 0.00      | 0.00       |
| 695 | TOTAL                              |   |   |   |   | 12,189.00  | 909.62    | 300.00    | 10,979.38  |



|     | A                                    | B | C | D | E | F          | G         | H        | I          |
|-----|--------------------------------------|---|---|---|---|------------|-----------|----------|------------|
| 696 |                                      |   |   |   |   |            |           |          |            |
| 697 | TRAVEL-SUPERINTENDENT                |   |   |   |   | 4,000.00   | 1,311.84  | 0.00     | 2,688.16   |
| 698 | TRAVEL-TAX                           |   |   |   |   | 2000.00    | 12.18     | 0.00     | 1,987.82   |
| 699 | TRAVEL-BUS OFF                       |   |   |   |   | 2,000.00   | 819.86    | 0.00     | 1,180.14   |
| 700 | TRAVEL-SCHOOL BOARD                  |   |   |   |   | 7,500.00   | 4,532.80  | 0.00     | 2,967.20   |
| 701 | INSUR-SCHOOL BOARD                   |   |   |   |   | 4,630.00   | 4,502.00  | 0.00     | 128.00     |
| 702 | BONDING-TAX                          |   |   |   |   | 250.00     | 250.00    | 0.00     | 0.00       |
| 703 | BONDING-ADM                          |   |   |   |   | 0.00       | 0.00      | 0.00     | 0.00       |
| 704 | ELECTIONS                            |   |   |   |   | 2,225.00   | 0.00      | 0.00     | 2,225.00   |
| 705 | DUES-SUPERINTENDENT                  |   |   |   |   | 500.00     | 0.00      | 0.00     | 500.00     |
| 706 | DUES-SCHOOL BOARD                    |   |   |   |   | 5,000.00   | 0.00      | 0.00     | 5,000.00   |
| 707 | DUES-TAX COLLECTOR                   |   |   |   |   | 250.00     | 90.00     | 0.00     | 160.00     |
| 708 | DUES-SCHOOL WIDE                     |   |   |   |   | 5,000.00   | 0.00      | 215.10   | 4,784.90   |
| 709 | DUES-ADMIN OFFICE                    |   |   |   |   | 4,625.00   | 0.00      | 0.00     | 4,625.00   |
| 710 | MISC OPERATING-SUPERINTENDENT        |   |   |   |   | 750.00     | 0.00      | 0.00     | 750.00     |
| 711 | MISC OPERATING-SCHOOL BOARD          |   |   |   |   | 2,500.00   | 194.92    | 0.00     | 2,305.08   |
| 712 | MISC OPERATING-TAX OFFICE            |   |   |   |   | 500.00     | 0.00      | 0.00     | 500.00     |
| 713 | MISC OPERATING-SCHOOL WIDE           |   |   |   |   | 4,000.00   | 0.00      | 0.00     | 4,000.00   |
| 714 | MISC OPERATING-ADMIN                 |   |   |   |   | 2,500.00   | 161.64    | 0.00     | 2,338.36   |
| 715 | OTHER OPERATING COSTS-TAX REFUNDS    |   |   |   |   | 0.00       | 0.00      | 0.00     | 0.00       |
| 716 | ADVER-TAX                            |   |   |   |   | 500.00     | 0.00      | 0.00     | 500.00     |
| 717 | ADVER-ADM                            |   |   |   |   | 2,000.00   | 0.00      | 0.00     | 2,000.00   |
| 718 | TECS FEES                            |   |   |   |   | 0.00       | 0.00      | 0.00     | 0.00       |
| 719 | TOTAL                                |   |   |   |   | 50,730.00  | 11,875.24 | 215.10   | 38,639.66  |
| 720 |                                      |   |   |   |   |            |           |          |            |
| 721 | FURN/EQUIP-SUPERINTENDENT            |   |   |   |   | 0.00       | 0.00      | 0.00     | 0.00       |
| 722 | FURN/EQUIP-SCHOOL BOARD              |   |   |   |   | 0.00       | 0.00      | 0.00     | 0.00       |
| 723 | FURN/EQUIP-TAX OFFICE                |   |   |   |   | 311.00     | 311.00    | 0.00     | 0.00       |
| 724 | TOTAL                                |   |   |   |   | 311.00     | 311.00    | 0.00     | 0.00       |
| 725 |                                      |   |   |   |   |            |           |          |            |
| 726 | TOTAL GENERAL ADMINISTRATION         |   |   |   |   | 513,175.00 | 83,384.16 | 515.10   | 429,275.74 |
| 727 |                                      |   |   |   |   |            |           |          |            |
| 728 |                                      |   |   |   |   |            |           |          |            |
| 729 |                                      |   |   |   |   |            |           |          |            |
| 730 | PAYROLL                              |   |   |   |   | 544,374.00 | 88,532.19 | 0.00     | 455,841.81 |
| 731 | TOTAL                                |   |   |   |   | 544,374.00 | 88,532.19 | 0.00     | 455,841.81 |
| 732 |                                      |   |   |   |   |            |           |          |            |
| 733 | BUILDING APPRAISAL                   |   |   |   |   | 0.00       | 0.00      | 0.00     | 0.00       |
| 734 | PRINTING                             |   |   |   |   | 0.00       | 0.00      | 0.00     | 0.00       |
| 735 | CONTRACTED SERVICES-PHYSICALS/DRUG   |   |   |   |   | 1,000.00   | 137.10    | 200.00   | 662.90     |
| 736 | CONTRACTED SERVICES-ELECTRICAL       |   |   |   |   | 0.00       | 0.00      | 0.00     | 0.00       |
| 737 | CONTRACTED SERVICES-EXTERMINATING    |   |   |   |   | 7,500.00   | 2,060.00  | 0.00     | 5,440.00   |
| 738 | CONTRACTED SERVICES-GARBAGE          |   |   |   |   | 10,000.00  | 777.00    | 0.00     | 9,223.00   |
| 739 | CONTRACTED SERVICES-HEAT/AIR         |   |   |   |   | 75,000.00  | 0.00      | 6,000.00 | 69,000.00  |
| 740 | CONTRACTED SERVICES-GENERAL          |   |   |   |   | 25,000.00  | 1,765.83  | 7,252.50 | 15,981.67  |
| 741 | CONTRACTED SERVICES-FOOTBALL/BASEBAL |   |   |   |   | 15,000.00  | 0.00      | 0.00     | 15,000.00  |
| 742 | CONTRACTED SERVICES-GYM FLOORS       |   |   |   |   | 9,100.00   | 0.00      | 0.00     | 9,100.00   |
| 743 | CONTRACTED SERVICES-SOUND SYS        |   |   |   |   | 10,000.00  | 44.00     | 200.00   | 9,756.00   |
| 744 | CONTRACTED SERVICES-ROAD REPAIR      |   |   |   |   | 2,500.00   | 0.00      | 0.00     | 2,500.00   |

51-PLANT MAINTENANCE



|     | A  | B | C | D | E | F            | G          | H         | I            |
|-----|--|---|---|---|---|--------------|------------|-----------|--------------|
| 745 | CONTRACTED SERVICES-FIRE EXT                 |   |   |   |   | 7,500.00     | 0.00       | 0.00      | 7,500.00     |
| 746 | CONTRACTED SERVICES-PLUMBING                 |   |   |   |   | 10,000.00    | 0.00       | 8,000.00  | 2,000.00     |
| 747 | CONTRACTED SERVICES-DST WIDE                 |   |   |   |   | 124,714.00   | 0.00       | 0.00      | 124,714.00   |
| 748 | CONTRACTED SERVICES-ROOFING                  |   |   |   |   | 2,500.00     | 0.00       | 0.00      | 2,500.00     |
| 749 | CONTRACTED SERVICES-TECHNOLOGY**             |   |   |   |   | 0.00         | 0.00       | 0.00      | 0.00         |
| 750 | PHONE-HS                                     |   |   |   |   | 3,200.00     | 619.30     | 0.00      | 2,580.70     |
| 751 | PHONE-MS                                     |   |   |   |   | 1,700.00     | 237.18     | 0.00      | 1,462.82     |
| 752 | PHONE-PS                                     |   |   |   |   | 1,200.00     | 237.18     | 0.00      | 962.82       |
| 753 | PHONE-ES                                     |   |   |   |   | 1,200.00     | 237.18     | 0.00      | 962.82       |
| 754 | PHONE-ADM                                    |   |   |   |   | 1,500.00     | 310.74     | 0.00      | 1,189.26     |
| 755 | PHONE-CAFETERIA                              |   |   |   |   | 500.00       | 158.28     | 0.00      | 341.72       |
| 756 | PHONE-BUS/MAINTENANCE                        |   |   |   |   | 3,000.00     | 419.80     | 0.00      | 2,580.20     |
| 757 | PHONE-HS MEREDITH STADIUM                    |   |   |   |   | 2,000.00     | 566.67     | 0.00      | 1,433.33     |
| 758 | WATER  |   |   |   |   | 34,000.00    | 8,261.47   | 0.00      | 25,738.53    |
| 759 | ELECTRICITY                                  |   |   |   |   | 258,750.00   | 48,045.27  | 0.00      | 210,704.73   |
| 760 | GAS  |   |   |   |   | 32,000.00    | 920.46     | 0.00      | 31,079.54    |
| 761 | CABLE INTERNET                               |   |   |   |   | 10,000.00    | 2,000.00   | 0.00      | 8,000.00     |
| 762 | LEASE/RENTAL                                 |   |   |   |   | 0.00         | 0.00       | 0.00      | 0.00         |
| 763 | TOTAL  |   |   |   |   | 648,864.00   | 66,797.46  | 21,652.50 | 560,414.04   |
| 764 |  |   |   |   |   |              |            |           |              |
| 765 | VEHICLE SUPPLIES                             |   |   |   |   | 0.00         | 0.00       | 0.00      | 0.00         |
| 766 | CUSTODIAL SUPPLIES                           |   |   |   |   | 60,000.00    | 8,746.49   | 6,739.54  | 44,513.97    |
| 767 | MAINT/GROUNDS SUPPLIES                       |   |   |   |   | 60,000.00    | 4,168.86   | 15,529.55 | 40,301.59    |
| 768 | SUPPLIES-TECHNOLOGY**                        |   |   |   |   | 0.00         | 0.00       | 0.00      | 0.00         |
| 769 | TOTAL  |   |   |   |   | 120,000.00   | 12,915.35  | 22,269.09 | 84,815.56    |
| 770 |  |   |   |   |   |              |            |           |              |
| 771 | TRAVEL-MAIT                                  |   |   |   |   | 0.00         | 0.00       | 0.00      | 0.00         |
| 772 | PROPERTY INSUR                               |   |   |   |   | 62,348.00    | 60,790.28  | 0.00      | 1,557.72     |
| 773 | FEES-MAINT DEPT                              |   |   |   |   | 500.00       | 0.00       | 0.00      | 500.00       |
| 774 | TOTAL  |   |   |   |   | 62,848.00    | 60,790.28  | 0.00      | 2,057.72     |
| 775 |  |   |   |   |   |              |            |           |              |
| 776 | CAPITAL OUTLAY                               |   |   |   |   | 6,000.00     | 0.00       | 0.00      | 6,000.00     |
| 777 |  |   |   |   |   |              |            |           |              |
| 778 | TOTAL PLANT MAINTENANCE                      |   |   |   |   | 1,382,086.00 | 229,035.28 | 43,921.59 | 1,109,129.13 |
| 779 |  |   |   |   |   |              |            |           |              |
| 780 | <i>52-SECURITY &amp; MONITORING SERVICES</i> |   |   |   |   |              |            |           |              |
| 781 |  |   |   |   |   |              |            |           |              |
| 782 | CONT SERV-SECURITY-HS                        |   |   |   |   | 3,500.00     | 2,460.00   | 0.00      | 1,040.00     |
| 783 | CONT SERV-SECURITY-MS                        |   |   |   |   | 0.00         | 0.00       | 0.00      | 0.00         |
| 784 | CONT SERV-HS                                 |   |   |   |   | 675.00       | 10.25      | 0.00      | 664.75       |
| 785 | CONT SERV-MS                                 |   |   |   |   | 675.00       | 10.25      | 0.00      | 664.75       |
| 786 | CONT SERV-PS                                 |   |   |   |   | 675.00       | 10.25      | 0.00      | 664.75       |
| 787 | CONT SERV-ES                                 |   |   |   |   | 675.00       | 10.25      | 0.00      | 664.75       |
| 788 | MISC CONT SERV-HS                            |   |   |   |   | 0.00         | 0.00       | 0.00      | 0.00         |
| 789 | MISC CONT SERV-MS                            |   |   |   |   | 0.00         | 0.00       | 0.00      | 0.00         |
| 790 | MISC CONT SERV-PS                            |   |   |   |   | 0.00         | 0.00       | 0.00      | 0.00         |
| 791 | MISC CONT SERV-ES                            |   |   |   |   | 0.00         | 0.00       | 0.00      | 0.00         |
| 792 | MISC CONT SERV-ADM                           |   |   |   |   | 0.00         | 0.00       | 0.00      | 0.00         |
| 793 | TOTAL  |   |   |   |   | 6,200.00     | 2,501.00   | 0.00      | 3,699.00     |



|     | A                             | B | C | D | E | F          | G         | H    | I          |
|-----|-------------------------------|---|---|---|---|------------|-----------|------|------------|
| 794 |                               |   |   |   |   |            |           |      |            |
| 795 | SUPPLIES-HS                   |   |   |   |   | 1,000.00   | 0.00      | 0.00 | 1,000.00   |
| 796 | SUPPLIES-MS                   |   |   |   |   | 1,000.00   | 0.00      | 0.00 | 1,000.00   |
| 797 | SUPPLIES-PS                   |   |   |   |   | 1,000.00   | 0.00      | 0.00 | 1,000.00   |
| 798 | SUPPLIES-ES                   |   |   |   |   | 1,000.00   | 0.00      | 0.00 | 1,000.00   |
| 799 | SUPPLIES-ADM                  |   |   |   |   | 0.00       | 0.00      | 0.00 | 0.00       |
| 800 | TOTAL                         |   |   |   |   | 4,000.00   | 0.00      | 0.00 | 4,000.00   |
| 801 |                               |   |   |   |   |            |           |      |            |
| 802 | EQUIP-HS                      |   |   |   |   | 3,750.00   | 0.00      | 0.00 | 3,750.00   |
| 803 | EQUIP-MS                      |   |   |   |   | 3,750.00   | 0.00      | 0.00 | 3,750.00   |
| 804 | EQUIP-PS                      |   |   |   |   | 3,750.00   | 0.00      | 0.00 | 3,750.00   |
| 805 | EQUIP-ES                      |   |   |   |   | 3,750.00   | 0.00      | 0.00 | 3,750.00   |
| 806 | EQUIP-ADM                     |   |   |   |   | 0.00       | 0.00      | 0.00 | 0.00       |
| 807 | TOTAL                         |   |   |   |   | 15,000.00  | 0.00      | 0.00 | 15,000.00  |
| 808 |                               |   |   |   |   |            |           |      |            |
| 809 | TOTAL SECURITY & MONITORING   |   |   |   |   | 25,200.00  | 2,501.00  | 0.00 | 22,699.00  |
| 810 |                               |   |   |   |   |            |           |      |            |
| 811 |                               |   |   |   |   |            |           |      |            |
| 812 |                               |   |   |   |   |            |           |      |            |
| 813 | PAYROLL                       |   |   |   |   | 0.00       | 0.00      | 0.00 | 0.00       |
| 814 | TOTAL                         |   |   |   |   | 0.00       | 0.00      | 0.00 | 0.00       |
| 815 |                               |   |   |   |   |            |           |      |            |
| 816 | CONTRACTED SERVICES-DISTRICT  |   |   |   |   | 25,000.00  | 0.00      | 0.00 | 25,000.00  |
| 817 | CONT SERVICE-FINGERPRINTING   |   |   |   |   | 0.00       | 0.00      | 0.00 | 0.00       |
| 818 | HARDWARE & SOFTWARE MAINT-HS  |   |   |   |   | 7,250.00   | 6,446.52  | 0.00 | 803.48     |
| 819 | HARDWARE & SOFTWARE MAINT-MS  |   |   |   |   | 7,250.00   | 6,446.53  | 0.00 | 803.47     |
| 820 | HARDWARE & SOFTWARE MAINT-PS  |   |   |   |   | 7,250.00   | 6,446.52  | 0.00 | 803.48     |
| 821 | HARDWARE & SOFTWARE MAINT-ES  |   |   |   |   | 7,250.00   | 6,446.53  | 0.00 | 803.47     |
| 822 | HARDWARE & SODTWARE MAINT-TAX |   |   |   |   | 6,000.00   | 0.00      | 0.00 | 6,000.00   |
| 823 | HARDWARE & SOFTWARE MAINT-ADM |   |   |   |   | 14,000.00  | 13,279.00 | 0.00 | 721.00     |
| 824 | MISC CONT SERVICES-HS         |   |   |   |   | 18,400.00  | 10.50     | 0.00 | 18,389.50  |
| 825 | MISC CONT SERVICES-MS         |   |   |   |   | 18,400.00  | 0.00      | 0.00 | 18,400.00  |
| 826 | MISC CONT SERVICES-PS         |   |   |   |   | 18,400.00  | 0.00      | 0.00 | 18,400.00  |
| 827 | MISC CONT SERVICES-ES         |   |   |   |   | 18,400.00  | 0.00      | 0.00 | 18,400.00  |
| 828 | TOTAL                         |   |   |   |   | 147,600.00 | 39,075.60 | 0.00 | 108,524.40 |
| 829 |                               |   |   |   |   |            |           |      |            |
| 830 | COMPUTER SUPPLIES-HS          |   |   |   |   | 500.00     | 0.00      | 0.00 | 500.00     |
| 831 | COMPUTER SUPPLIES-MS          |   |   |   |   | 500.00     | 0.00      | 0.00 | 500.00     |
| 832 | COMPUTER SUPPLIES-PS          |   |   |   |   | 500.00     | 0.00      | 0.00 | 500.00     |
| 833 | COMPUTER SUPPLIES-ES          |   |   |   |   | 500.00     | 0.00      | 0.00 | 500.00     |
| 834 | COMPUTER SUPPLIES-ADM         |   |   |   |   | 500.00     | 0.00      | 0.00 | 500.00     |
| 835 | TOTAL                         |   |   |   |   | 2,500.00   | 0.00      | 0.00 | 2,500.00   |
| 836 |                               |   |   |   |   |            |           |      |            |
| 837 | TRAVEL                        |   |   |   |   | 1,000.00   | 200.00    | 0.00 | 800.00     |
| 838 | FEES/DUES                     |   |   |   |   | 0.00       | 0.00      | 0.00 | 0.00       |
| 839 | TOTAL                         |   |   |   |   | 1,000.00   | 200.00    | 0.00 | 800.00     |
| 840 |                               |   |   |   |   |            |           |      |            |
| 841 | COMPUTERS-HS                  |   |   |   |   | 2,500.00   | 0.00      | 0.00 | 2,500.00   |
| 842 | COMPUTERS-MS                  |   |   |   |   | 2,500.00   | 0.00      | 0.00 | 2,500.00   |

53-DATA PROCESSING







|     | A  | B                 | C | D | E | F             | G                         | H          | I             |  |
|-----|--|-------------------|---|---|---|---------------|---------------------------|------------|---------------|--|
| 892 | <b>TOTAL FACILITIES &amp; CONSTRUCTION</b>           |                   |   |   |   | 0.00          | 0.00                      | 0.00       | 0.00          |  |
| 893 |  |                   |   |   |   |               |                           |            |               |  |
| 894 | <i>93-PAYMENTS TO MEMBER DISTRICTS/FISCAL AGENTS</i> |                   |   |   |   |               |                           |            |               |  |
| 895 |  |                   |   |   |   |               |                           |            |               |  |
| 896 | SSA-SUPERNET II                                      |                   |   |   |   | 9,875.00      | 0.00                      | 0.00       | 9,875.00      |  |
| 897 | SSA-SPECIAL EDUCATION                                |                   |   |   |   | 423,998.00    | 94,221.74                 | 0.00       | 329,776.26    |  |
| 898 | SSA-RUS-DLT GRANT                                    |                   |   |   |   | 0.00          | 0.00                      | 0.00       | 0.00          |  |
| 899 |  |                   |   |   |   |               |                           |            |               |  |
| 900 | <b>TOTAL PAYMENTS TO MEMBER DISTRICTS</b>            |                   |   |   |   | 433,873.00    | 94,221.74                 | 0.00       | 339,651.26    |  |
| 901 |  |                   |   |   |   |               |                           |            |               |  |
| 902 | <i>99-OTHER INTERGOVERNMENTAL CHARGES</i>            |                   |   |   |   |               |                           |            |               |  |
| 903 |  |                   |   |   |   |               |                           |            |               |  |
| 904 | <b>APPRAISAL DISTRICT</b>                            |                   |   |   |   | 119,071.00    | 0.00                      | 0.00       | 119,071.00    |  |
| 905 |  |                   |   |   |   |               |                           |            |               |  |
| 906 | <b>TOTAL OTHER INTERGOVERNMENTAL</b>                 |                   |   |   |   | 119,071.00    | 0.00                      | 0.00       | 119,071.00    |  |
| 907 |  |                   |   |   |   |               |                           |            |               |  |
| 908 | <b>TRANSFER OUT-WOOD COUNTY SSA</b>                  |                   |   |   |   | 0.00          | 0.00                      | 0.00       | 0.00          |  |
| 909 |  |                   |   |   |   |               |                           |            |               |  |
| 910 |  |                   |   |   |   |               |                           |            |               |  |
| 911 | <b>TOTAL OPERATING BUDGET</b>                        |                   |   |   |   | 13,161,014.00 | 1,539,669.04              | 910,974.77 | 10,710,370.19 |  |
| 912 |  |                   |   |   |   |               |                           |            |               |  |
| 913 |  |                   |   |   |   |               |                           |            |               |  |
| 914 | <b>DEBT SERVICE FUND</b>                             |                   |   |   |   |               |                           |            |               |  |
| 915 | 599  |                   |   |   |   |               |                           |            |               |  |
| 916 |  |                   |   |   |   |               |                           |            |               |  |
| 917 | BONDS  |                   |   |   |   | 0.00          | 0.00                      | 0.00       | 0.00          |  |
| 918 | INTEREST   |                   |   |   |   | 0.00          | 0.00                      | 0.00       | 0.00          |  |
| 919 | FEES   |                   |   |   |   | 0.00          | 0.00                      | 0.00       | 0.00          |  |
| 920 |  |                   |   |   |   | 0.00          | 0.00                      | 0.00       | 0.00          |  |
| 921 | TOTAL  |                   |   |   |   |               |                           |            |               |  |
| 922 | <b>TOTAL DEBT SERVICE</b>                            |                   |   |   |   | 0.00          | 0.00                      | 0.00       | 0.00          |  |
| 923 |  |                   |   |   |   |               |                           |            |               |  |
| 924 |  |                   |   |   |   |               |                           |            |               |  |
| 925 | <b>TOTAL OPERATING FUND</b>                          |                   |   |   |   |               |                           |            |               |  |
| 926 | <b>AND DEBT SERVICE</b>                              |                   |   |   |   | 13,161,014.00 | 1,539,669.04              | 910,974.77 | 10,710,370.19 |  |
| 927 |  |                   |   |   |   |               |                           |            |               |  |
| 928 |  |                   |   |   |   |               |                           |            |               |  |
| 929 | ***TECHNOLOGY EXPENSES TO BE                         |                   |   |   |   |               |                           |            |               |  |
| 930 | FUNDED   |                   |   |   |   | 102,811.00    | 11,492.02                 | 6,922.35   | 84,396.63     |  |
| 931 |  |                   |   |   |   |               |                           |            |               |  |
| 932 |  |                   |   |   |   |               |                           |            |               |  |
| 933 | <b>REFERENCE GUIDE</b>                               |                   |   |   |   |               |                           |            |               |  |
| 934 |  |                   |   |   |   |               |                           |            |               |  |
| 935 | HS   |                   |   |   |   | ST COMP       | STATE COMPENSATORY        |            |               |  |
| 936 | MS   | HIGH SCHOOL       |   |   |   | ESL           | ENGLISH/SPANISH LANGUAGE  |            |               |  |
| 937 | PS   | MIDDLE SCHOOL     |   |   |   | VOC           | VOCATIONAL EDUCATION      |            |               |  |
| 938 | ES   | PRIMARY SCHOOL    |   |   |   | G/T           | GIFTED/TALENTED EDUCATION |            |               |  |
| 939 | ADM  | ELEMENTARY SCHOOL |   |   |   | SP ED         | SPECIAL EDUCATION         |            |               |  |
| 940 | ADMINISTRATION                                       |                   |   |   |   |               |                           |            |               |  |
| 941 |  |                   |   |   |   |               |                           |            |               |  |



|     | A  | B | C | D | E | F             | G            | H    | I             |
|-----|--|---|---|---|---|---------------|--------------|------|---------------|
| 942 | <b>MINEOLA INDEPENDENT SCHOOL DISTRICT</b> |   |   |   |   |               |              |      |               |
| 943 |  |   |   |   |   |               |              |      |               |
| 944 | <b>2015-2016 REVENUE</b>                   |   |   |   |   |               |              |      |               |
| 945 | <b>199-GENERAL FUND</b>                    |   |   |   |   |               |              |      |               |
| 946 |  |   |   |   |   | BUDGETED      | RECEIVED     |      | BALANCE       |
| 947 | TAXES-CURRENT YEAR                         |   |   |   |   | 5,605,623.00  | 181,749.54   |      | 5,423,873.46  |
| 948 | TAXES-PRIOR YEAR                           |   |   |   |   | 125,000.00    | 49,576.47    |      | 75,423.53     |
| 949 | TAXES-PENALTIES                            |   |   |   |   | 100,000.00    | 12,433.55    |      | 87,566.45     |
| 950 | TAXES-INTEREST                             |   |   |   |   | 0.00          | 0.00         |      | 0.00          |
| 951 | DRIVER EDUCATION TUITION                   |   |   |   |   | 0.00          | 0.00         |      | 0.00          |
| 952 | TUITION-SUMMER SCHOOL                      |   |   |   |   | 0.00          | 0.00         |      | 0.00          |
| 953 | EARNING FROM PERMANENT INVESTMENTS         |   |   |   |   | 3,200.00      | 0.00         |      | 3,200.00      |
| 954 | EARNING FROM TEMPORARY INVESTMENTS         |   |   |   |   | 20,000.00     | 5,828.23     |      | 14,171.77     |
| 955 | RENTAL OF FACILITIES                       |   |   |   |   | 7,000.00      | 495.00       |      | 6,505.00      |
| 956 | GIFTS/BEQUESTS-MEREDITH-                   |   |   |   |   | 0.00          | 0.00         |      | 0.00          |
| 957 | GIFTS/BEQUESTS-MEREDITH-HS BAND            |   |   |   |   | 0.00          | 0.00         |      | 0.00          |
| 958 | GIFTS/BEQUESTS-HS WEIGHT ROOM              |   |   |   |   | 0.00          | 0.00         |      | 0.00          |
| 959 | GIFTS/BEQUESTS-MEREDITH-ES PLAYG           |   |   |   |   | 0.00          | 0.00         |      | 0.00          |
| 960 | GIFTS/BEQUESTS                             |   |   |   |   | 0.00          | 2,000.00     |      | -2,000.00     |
| 961 | INSURANCE RECOVERY                         |   |   |   |   | 0.00          | 0.00         |      | 0.00          |
| 962 | ATHLETIC ACTIVITY                          |   |   |   |   | 50,000.00     | 44,654.81    |      | 5,345.19      |
| 963 | MISC REVENUE-FISCAL AGENT FEE              |   |   |   |   | 52,000.00     | 0.00         |      | 52,000.00     |
| 964 | TAXES-CED                                  |   |   |   |   | 0.00          | 0.00         |      | 0.00          |
| 965 | MISC REVENUE-LOCAL SOURCES                 |   |   |   |   | 15,000.00     | 1,226.91     |      | 13,773.09     |
| 966 | CITY OF MINEOLA                            |   |   |   |   | 6,500.00      | 0.00         |      | 6,500.00      |
| 967 | HEAD START REIMBURSEMENT                   |   |   |   |   | 95,000.00     | 21,105.14    |      | 73,894.86     |
| 968 | TOTAL                                      |   |   |   |   | 6,079,323.00  | 319,069.65   |      | 5,760,253.35  |
| 969 |  |   |   |   |   |               |              |      |               |
| 970 | PER CAPITA                                 |   |   |   |   | 422,281.00    | 0.00         |      | 422,281.00    |
| 971 | STATE FOUNDATION                           |   |   |   |   | 6,032,038.00  | 2,480,665.00 |      | 3,551,373.00  |
| 972 | SAFE SCHOOL-RIDER 59                       |   |   |   |   | 0.00          | 0.00         |      | 0.00          |
| 973 | TRS ON BEHALF                              |   |   |   |   | 588,178.00    | 0.00         |      | 588,178.00    |
| 974 | TOTAL                                      |   |   |   |   | 7,042,497.00  | 2,480,665.00 |      | 4,561,832.00  |
| 975 |  |   |   |   |   |               |              |      |               |
| 976 | SCHOOL HEALTH & REALTED SERVICES           |   |   |   |   | 39,194.00     | 228.47       |      | 38,965.53     |
| 977 |  |   |   |   |   |               |              |      |               |
| 978 | TRANSFER IN                                |   |   |   |   | 0.00          | 0.00         |      |               |
| 979 |  |   |   |   |   |               |              |      |               |
| 980 | TAX MAINTENANCE NOTE                       |   |   |   |   | 0.00          | 0.00         |      | 0.00          |
| 981 |  |   |   |   |   |               |              |      |               |
| 982 | <b>TOTAL OPERATING REVENUE</b>             |   |   |   |   | 13,161,014.00 | 2,799,963.12 | 0.00 | 10,361,050.88 |
| 983 |  |   |   |   |   |               |              |      |               |
| 984 | <b>599-DEBT SERVICE</b>                    |   |   |   |   |               |              |      |               |
| 985 |  |   |   |   |   |               |              |      |               |
| 986 | TAXES-CURRENT                              |   |   |   |   | 0.00          | 0.00         |      | 0.00          |
| 987 | TAXES-PRIOR YEARS                          |   |   |   |   | 0.00          | 0.00         |      | 0.00          |
| 988 | TAXES-PENALTIES                            |   |   |   |   | 0.00          | 0.00         |      | 0.00          |
| 989 | TAXES-INTEREST                             |   |   |   |   | 0.00          | 0.00         |      | 0.00          |
| 990 | EARNINGS FROM TEMPORARY INVESTMENTS        |   |   |   |   | 0.00          | 0.00         |      | 0.00          |



|     | A                               | B | C | D | E | F             | G            | H    | I             |
|-----|---------------------------------|---|---|---|---|---------------|--------------|------|---------------|
| 991 | TOTAL                           |   |   |   |   | 0.00          | 0.00         |      | 0.00          |
| 992 |                                 |   |   |   |   |               |              |      |               |
| 993 | STATE REVENUE-TEA               |   |   |   |   | 0.00          | 0.00         |      | 0.00          |
| 994 |                                 |   |   |   |   |               |              |      |               |
| 995 | TOTAL DEBT SERVICE REVENUE      |   |   |   |   | 0.00          | 0.00         |      | 0.00          |
| 996 |                                 |   |   |   |   |               |              |      |               |
| 997 | <b>TOTAL OPERATING AND DEBT</b> |   |   |   |   |               |              |      |               |
| 998 | <b>SERVICE REVENUE</b>          |   |   |   |   | 13,161,014.00 | 2,799,963.12 | 0.00 | 10,361,050.88 |
| 999 |                                 |   |   |   |   |               |              |      |               |











|                   |           |           |
|-------------------|-----------|-----------|
| Flower Fund       | 442.88    |           |
| Jacket Dads       | 306.00    |           |
| Library Fund      | 878.73    |           |
| T-Shirts          | 613.00    |           |
| Teacher Gifts     | 10,932.09 |           |
| Title I Book Acct | 395.00    |           |
| School Vending    | 3,316.36  |           |
| Benevolent Fund   | 13,206.24 |           |
| Lounge Vending    | 3,368.69  |           |
| <b>TOTAL</b>      |           | 48,382.93 |

**Mineola Elementary School**

|                  |           |           |
|------------------|-----------|-----------|
| Teacher Gifts    | 3,222.19  |           |
| School Annual    | 2,643.75  |           |
| Benevolent Fund  | 2,478.70  |           |
| Advisory Council | 4,836.39  |           |
| Flower Fund      | 440.39    |           |
| Library Fund     | 4,985.88  |           |
| Lounge Vending   | 537.78    |           |
| Jump Rope        | 497.00    |           |
| School Vending   | 24,689.90 |           |
| P. E.            | 7.46      |           |
| Kiwanis Kids     | 209.75    |           |
| Super Dads       | 268.74    |           |
| <b>TOTAL</b>     |           | 44,817.93 |

**Mineola Middle School**

|                      |          |           |
|----------------------|----------|-----------|
| AVID                 | 249.08   |           |
| PE-MS                | 1,095.01 |           |
| Flower Fund          | 273.33   |           |
| MS Band              | 10.00    |           |
| Advisory Council     | 1,364.80 |           |
| Choir                | 201.44   |           |
| MS Cheerleaders      | 381.04   |           |
| MS Yearbook          | 2,345.58 |           |
| Junior Honor Society | 0.00     |           |
| Athletic Boosters    | 614.90   |           |
| Library Fund         | 720.65   |           |
| Lounge Vending       | 1,001.63 |           |
| FCA-MS               | 4,528.46 |           |
| Builder's Club       | 73.57    |           |
| Spirit Crew          | 188.50   |           |
| School Vending       | 7,916.87 |           |
| Benevolent Fund      | 7,688.66 |           |
| Science Club         | 0.00     |           |
| Student Council      | 1,348.77 |           |
| <b>TOTAL</b>         |          | 30,002.29 |

**Mineola High School**

|                   |           |  |
|-------------------|-----------|--|
| Athletic Boosters | 15,952.17 |  |
| Art               | 474.22    |  |
| Auto Mechanics    | 1,553.37  |  |



|                                  |           |            |
|----------------------------------|-----------|------------|
| Anchor Club                      | 296.19    |            |
| Annual Staff                     | 10,718.50 |            |
| Athletic Vending                 | 7,282.08  |            |
| Athletic Equipment Donations     | 1,357.28  |            |
| Band Fund                        | 7,775.91  |            |
| Band Boosters                    | 31,718.75 |            |
| Business Club                    | 538.82    |            |
| D. E. C. A.                      | 883.89    |            |
| Fellowship of Christian Athletes | 2,445.07  |            |
| Future Farmers of America        | 2,257.93  |            |
| Future Homemakers of America     | 506.64    |            |
| Fishing Club                     | 997.52    |            |
| Class of 2016                    | 16,451.46 |            |
| Benevolent Fund                  | 3,021.40  |            |
| Testing/Tuition                  | 3,413.45  |            |
| Lounge Vending                   | 740.43    |            |
| Student Technoloty Assoc         | 570.62    |            |
| I-Pad fees                       | 28,240.38 |            |
| Choir                            | 1,730.00  |            |
| Class of 2018                    | 1,610.00  |            |
| Key Club                         | 3,223.41  |            |
| Library Fund                     | 678.22    |            |
| Junior Historians                | 804.75    |            |
| National Honor Society           | 111.36    |            |
| Nature Trail                     | 51.64     |            |
| Project Graduation               | 3,989.39  |            |
| H. S. Players/Drama              | 924.60    |            |
| Flower Fund                      | 1,143.55  |            |
| Student Council                  | 291.99    |            |
| Scholarship Fund                 | 19,163.00 |            |
| Class of 2019                    | 1,910.00  |            |
| Soccer Club                      | 5,116.00  |            |
| Class of 2017                    | 2,005.00  |            |
| Slot Car Racing                  | 1,879.65  |            |
| Girl's Athletic Scholarship      | 95.99     |            |
| Varsity Cheerleaders             | 7,391.01  |            |
| AVID                             | 197.17    |            |
| School Vending                   | 7,051.83  |            |
| <b>TOTAL</b>                     |           | 196,564.64 |

**WOOD COUNTY SPECIAL EDUCATION SSA**

|               |        |        |
|---------------|--------|--------|
| Activity Fund | 660.68 |        |
| <b>TOTAL</b>  |        | 660.68 |



**TEXPOOL  
PORTFOLIO SUMMARY  
ACTIVITY FOR MONTH ENDING  
October 31, 2015**

**LOCAL MAINTENANCE**

| <i>Investments</i>  | <i>Cost</i> | <i>Market</i> | <i>Ratio</i> | <i>Interest Rate</i> |
|---------------------|-------------|---------------|--------------|----------------------|
| Beginning of period | 27,248.90   | 27,246.95     | 100.00%      | 0.09%                |
| Deposits            | 0.00        |               |              |                      |
| Withdrawals         | 0.00        |               |              |                      |
| Interest accrued    | 2.23        |               |              |                      |
| End of Period       | 27,251.13   | 27,251.13     | 100.00%      | 0.90%                |

This report is in compliance with the investment strategies as approved by the Public Funds Investment Act

  
\_\_\_\_\_  
Investment Officer



**TEXPOOL  
PORTFOLIO SUMMARY  
ACTIVITY FOR MONTH ENDING  
October 31, 2015**

**FOOD SERVICE**

| <i>Investments</i>  | <i>Cost</i> | <i>Market</i> | <i>Ratio</i> | <i>Interest Rate</i> |
|---------------------|-------------|---------------|--------------|----------------------|
| Beginning of period | 12.20       | 12.20         | 100.00%      | 0.09%                |
| Deposits            | 0.00        |               |              |                      |
| Withdrawals         | 0.00        |               |              |                      |
| Interest accrued    | 0.00        |               |              |                      |
| End of Period       | 12.20       | 12.20         | 100.00%      | 0.09%                |

This report is in compliance with the investment strategies as approved by the Public Funds Investment Act

Investment Officer






**TEXPOOL**  
**PORTFOLIO SUMMARY**  
**ACTIVITY FOR MONTH ENDING**  
*October 31, 2015*

**INTEREST & SINKING**

| <i>Investments</i>  | <i>Cost</i> | <i>Market</i> | <i>Ratio</i> | <i>Interest Rate</i> |
|---------------------|-------------|---------------|--------------|----------------------|
| Beginning of period | 107,194.24  | 107,194.24    | 100.00%      | 0.09%                |
| Deposits            | 0.00        |               |              |                      |
| Withdrawals         | 0.00        |               |              |                      |
| Interest accrued    | 8.77        |               |              |                      |
| End of Period       | 107,203.01  | 107,203.01    | 100.00%      | 0.09%                |

This report is in compliance with the investment strategies as approved by the Public Funds Investment Act

  
\_\_\_\_\_  
Investment Officer




TEXPOOL  
PORTFOLIO SUMMARY  
ACTIVITY FOR MONTH ENDING  
October 31, 2015

**WORKERS COMPENSATION**

| <i>Investments</i>  | <i>Cost</i> | <i>Market</i> | <i>Ratio</i> | <i>Interest Rate</i> |
|---------------------|-------------|---------------|--------------|----------------------|
| Beginning of period | 444,453.82  | 444,453.82    | 100.00%      | 0.09%                |
| Deposits            | 0.00        |               |              |                      |
| Withdrawals         | 2,016.11    |               |              |                      |
| Interest accrued    | 36.43       |               |              |                      |
| End of Period       | 442,474.14  | 442,474.14    | 100.00%      | 0.09%                |

This report is in compliance with the investment strategies as approved by the Public Funds Investment Act

  
Investment Officer




**EDWARD JONES  
PORTFOLIO SUMMARY  
ACTIVITY FOR MONTH ENDING  
October 31, 2015**

**MARILYN MERRITT WILSON TRUST**

| <i>Investments</i>  | <i>Cost</i> | <i>Market</i> | <i>Original Value</i> | <i>Ratio</i> | <i>Combined Interest Rate</i> |
|---------------------|-------------|---------------|-----------------------|--------------|-------------------------------|
| Beginning of period | 454,256.63  | 454,256.63    | 435,931.44            | 100.00%      | 0.00%                         |
| Assets added        | 0.00        |               | 30,254.70             |              |                               |
| Assets added        | 0.00        |               | 52.82                 |              |                               |
| Deposits-Interest   | 696.93      |               | 25,047.77             |              |                               |
| Scholarships        | 0.00        |               | 2,000.00              |              |                               |
| Change in Value YTD | 13,077.57   |               | -21,255.50            |              |                               |
| End of Period       | 468,031.13  | 468,031.13    | 468,031.23            | 100.00%      | 0.00%                         |

This report is in compliance with the investment strategies as approved by the Public Funds Investment Act

  
 \_\_\_\_\_  
 Investment Officer




**EDWARD JONES  
PORTFOLIO SUMMARY  
ACTIVITY FOR MONTH ENDING  
October 31, 2015**

**DAN PEACOCK TRUST**

| <i>Investments</i>  | <i>Cost</i> | <i>Market</i> | <i>Original Value</i> | <i>Ratio</i> | <i>Combined Interest Rate</i> |
|---------------------|-------------|---------------|-----------------------|--------------|-------------------------------|
| Beginning of period | 15,083.93   | 15,083.93     | 16,094.29             | 100.00%      | 0.00%                         |
| Assets Added        | 0.00        |               | 500.00                |              |                               |
| Deposits-Interest   | 0.00        |               | 524.61                |              |                               |
| Scholarships        | 0.00        |               | 1,000.00              |              |                               |
| Change in Value YTD | 588.12      |               | -446.85               |              |                               |
| End of Period       | 15,672.05   | 15,672.05     | 15,672.05             | 100.00%      | 0.00%                         |

This report is in compliance with the investment strategies as approved by the Public Funds Investment Act

  
 \_\_\_\_\_  
 Investment Officer



**EDWARD JONES**  
**PORTFOLIO SUMMARY**  
**ACTIVITY FOR MONTH ENDING**  
*October 31, 2015*

**G. W. ENGLISH TRUST**

| <i>Investments</i>  | <i>Cost</i> | <i>Market</i> | <i>Original Value</i> | <i>Ratio</i> | <i>Combined Interest Rate</i> |
|---------------------|-------------|---------------|-----------------------|--------------|-------------------------------|
| Beginning of period | 230,299.77  | 230,299.77    | 235,708.14            | 100.00%      | 0.00%                         |
| Deposits-Interest   | 110.43      |               | 12,256.75             |              |                               |
| Scholarships        | 0.00        |               | 1,000.00              |              |                               |
| Change in Value YTD | 6,545.88    |               | -10,008.81            |              |                               |
| End of Period       | 236,956.08  | 236,956.08    | 236,956.08            | 100.00%      | 0.00%                         |

This report is in compliance with the investment strategies as approved by the Public Funds Investment Act

Investment Officer





**MINEOLA COMMUNITY BANK  
PORTFOLIO SUMMARY  
ACTIVITY FOR MONTH ENDING  
October 31, 2015**

**JUDGE TRUST**

| <i>Investments</i>  | <i>Cost</i> | <i>Market</i> | <i>Ratio</i> | <i>Interest Rate</i> |
|---------------------|-------------|---------------|--------------|----------------------|
| Beginning of period |             |               |              |                      |
| CD                  | 18,000.00   | 18,000.00     | 100.00%      | 0.60%                |
| CD                  | 24,329.52   | 24,329.52     | 100.00%      | 0.60%                |
| CD                  | 26,814.59   | 26,814.59     | 100.00%      | 0.60%                |
| SAVINGS ACCT        | 551.51      | 551.51        | 100.00%      | 0.25%                |
| Deposits            | 148.33      |               |              |                      |
| Withdrawals         | 0.00        |               |              |                      |
| Quarterly Interest  | 0.00        |               |              |                      |
| End of Period       | 699.84      |               |              |                      |
| CD                  | 18,000.00   | 18,000.00     | 100.00%      | 0.60%                |
| CD                  | 24,329.52   | 24,329.52     | 100.00%      | 0.60%                |
| CD                  | 26,814.59   | 26,814.59     | 100.00%      | 0.60%                |
| SAVINGS ACCT        | 699.84      | 699.84        | 100.00%      | 0.25%                |

This report is in compliance with the investment strategies as approved by the Public Funds Investment Act

  
 \_\_\_\_\_  
 Investment Officer



**PORTFOLIO SUMMARY**  
**ACTIVITY FOR MONTH ENDING**  
*October 31, 2015*

**CERTIFICATE OF DEPOSIT/SAVINGS**

| <i>Investments</i>                           | <i>Cost</i>  | <i>Market</i> | <i>Ratio</i> | <i>Interest Rate</i> |
|--|--------------|---------------|--------------|----------------------|
| Beginning of period                          | 6,778,776.49 | 6,778,776.49  | 100.00%      |                      |
| Deposits                                     | 1,101,935.68 |               |              |                      |
| Withdrawals                                  | 750,000.00   |               |              |                      |
| End of period                                | 7,130,712.17 | 7,130,712.17  |              |                      |
| Interest Accrued                             | 9,080.18     |               |              |                      |
| End of Period                                |              |               |              |                      |
| <b>Bank Texas</b>                            |              |               |              |                      |
| CD # 8025567                                 | 265,360.02   | 265,360.02    | 100.00%      | 0.60%                |
| <b>Bank Texas</b>                            |              |               |              |                      |
| CD # 8025872                                 | 1,065,286.04 | 1,065,286.04  | 100.00%      | 1.00%                |
| <b>First National Bank-Gilmer in Mineola</b> |              |               |              |                      |
| CD # 1005229                                 | 242,151.53   | 242,151.53    | 100.00%      | 0.61%                |
| <b>Mineola Community</b>                     |              |               |              |                      |
| CD # 01-00542339-9                           | 161,143.30   | 161,143.30    | 100.00%      | 0.60%                |
| <b>Capital One</b>                           |              |               |              |                      |
| Savings #3830656862                          | 5,191,915.51 | 5,191,915.51  | 100.00%      | 0.40%                |
| <b>City National Bank</b>                    |              |               |              |                      |
| CD #10305497                                 | 204,855.77   | 204,855.77    | 100.00%      | 0.60%                |

This report is in compliance with the investment strategies as approved by the Public Funds Investment Act

  
 \_\_\_\_\_  
 Investment Officer







**TEXPOOL  
PORTFOLIO SUMMARY  
ACTIVITY FOR MONTH ENDING  
October 31, 2015**

**WOOD COUNTY SPECIAL EDUCATION SHARED SERVICES ARRANGEMENT**

| <i>Investments</i>  | <i>Cost</i> | <i>Market</i> | <i>Ratio</i> | <i>Interest Rate</i> |
|---------------------|-------------|---------------|--------------|----------------------|
| Beginning of period | 15,401.41   | 15,401.41     | 100.00%      | 0.09%                |
| Deposits            | 0.00        |               |              |                      |
| Withdrawals         | 0.00        |               |              |                      |
| Interest accrued    | 1.30        |               |              |                      |
| End of Period       | 15,402.71   | 15,402.71     | 100.00%      | 0.09%                |

This report is in compliance with the investment strategies as approved by the Public Funds Investment Act

\_\_\_\_\_  
Investment Officer





**TEXPOOL  
PORTFOLIO SUMMARY  
ACTIVITY FOR MONTH ENDING  
October 31, 2015**

**WOOD COUNTY SPECIAL EDUCATION SHARED SERVICES ARRANGEMENT  
WORKER'S COMPENSATION**

| <i>Investments</i>  | <i>Cost</i> | <i>Market</i> | <i>Ratio</i> | <i>Interest Rate</i> |
|---------------------|-------------|---------------|--------------|----------------------|
| Beginning of period | 16,733.96   | 16,733.96     | 100.00%      | 0.09%                |
| Deposits            | 0.00        |               |              |                      |
| Withdrawals         | 23.00       |               |              |                      |
| Interest accrued    | 1.31        |               |              |                      |
| End of Period       | 16,712.27   | 16,712.27     | 100.00%      | 0.09%                |

This report is in compliance with the investment strategies as approved by the Public Funds Investment Act

Investment Officer






**CAPITAL ONE BANK  
PORTFOLIO SUMMARY  
ACTIVITY FOR MONTH ENDING  
October 31, 2015**

**WOOD COUNTY SPECIAL EDUCATION SHARED SERVICES ARRANGEMENT**

| <i>Investments</i>  | <i>Cost</i> | <i>Market</i> | <i>Ratio</i> | <i>Interest Rate</i> |
|---------------------|-------------|---------------|--------------|----------------------|
| Beginning of period | 599,207.62  | 599,207.62    | 100.00%      | 0.40%                |
| Deposits            | 0.00        |               |              |                      |
| Withdrawals         | 35,000.00   |               |              |                      |
| Interest accrued    | 144.43      |               |              |                      |
| End of Period       | 564,352.05  | 564,352.05    | 100.00%      | 0.40%                |

This report is in compliance with the investment strategies as approved by the Public Funds Investment Act

  
Investment Officer



BANK: 01 LOCAL MAINTENANCE

| CHECK TYPE | CHECK NUMBER | CHECK DATE | CHECK AMOUNT | R E M I T T E D TO   |
|------------|--------------|------------|--------------|--|
| OFFC       | 65074        | 10-23-2015 | 286.20       | 9759 HOLLY MISCHNICK - REIMBURSE                           |
| OFFC       | 65075        | 10-22-2015 | 60.00        | 7977 UTA ATHLETICS - CROSS COUNTRY                         |
| OFFC       | 65076        | 10-22-2015 | 513.00       | 10320 HAMPTON INN & SUITES " "                             |
| OFFC       | 65077        | 10-22-2015 | 80.00        | 8151 LORRIE DRENNON " " MEAL                               |
| OFFC       | 65078        | 10-22-2015 | 300.00       | 9111 AREA C UIL CONTEST EVENTS - AREA BAND                 |
| OFFC       | 65079        | 10-19-2015 | 554.98       | 571 CENTERPOINT ENERGY RESOURCES CORP. - GAD               |
| SYST       | 65880*       | 10-16-2015 | 89.25        | 10129 AAA SANITATION, INC - ATHLETIC                       |
| SYST       | 65881        | 10-16-2015 | 985.62       | 7604 ABLES-LAND, INC - TAX OFF, PS OFF, HD OFF             |
| SYST       | 65882        | 10-16-2015 | 365.18       | 6085 ACE HARDWARE - MAINTENANCE                            |
| SYST       | 65883        | 10-16-2015 | 3,189.00     | 1130 APPLE, INC. - APPS FOR TEACHERS                       |
| SYST       | 65884        | 10-16-2015 | 250.92       | 3549 AT&T - PHONE LINE                                     |
| SYST       | 65885        | 10-16-2015 | 1.73         | 3533 AT&T LONG DISTANCE - long distance                    |
| SYST       | 65886        | 10-16-2015 | 1,269.64     | 8439 AUSTIN TURF & TRACTOR - MAINTENANCE                   |
| SYST       | 65887        | 10-16-2015 | 520.53       | 1467 BAXTER SALES COMPANY, INC. "                          |
| SYST       | 65888        | 10-16-2015 | 708.78       | 1033 CADE'S BUILDING MATERIALS, INC. " , VO AG, BAND       |
| SYST       | 65889        | 10-16-2015 | 541.46       | 9519 CAPITAL ONE CORPORATE CARD - TUNNELL, RODEBERRY       |
| SYST       | 65890        | 10-16-2015 | 65.70        | 8710 CARLIST BRINKLEY - REIMBURSE                          |
| SYST       | 65891        | 10-16-2015 | 40.00        | 10276 CASEY LONDON - GAME WORKER                           |
| SYST       | 65892        | 10-16-2015 | 40.00        | 6193 CHAMAR LONDON - "                                     |
| SYST       | 65893        | 10-16-2015 | 768.20       | 546 CHEM-SERV, INC. - CUSTODIAL                            |
| SYST       | 65894        | 10-16-2015 | 101.93       | 9674 CHRIS BRANNAN - REIMBURSE                             |
| SYST       | 65895        | 10-16-2015 | 300.00       | 954 DAIRY QUEEN - ATHLETIC MEAL                            |
| SYST       | 65896        | 10-16-2015 | 50.09        | 5288 DAIRY QUEEN - "                                       |
| SYST       | 65897        | 10-16-2015 | 120.00       | 10033 DAVID REED TIPPS - GAME SECURITY                     |
| SYST       | 65898        | 10-16-2015 | 40.00        | 7741 DAVID SINCHES - GAME WORKER                           |
| SYST       | 65899        | 10-16-2015 | 625.98       | 557 DEALERS ELECTRICAL SUPPLY CO. - MAINTENANCE            |
| SYST       | 65900        | 10-16-2015 | 131.40       | 8492 DEE DANIEL - GAME OFFICIAL                            |
| SYST       | 65901        | 10-16-2015 | 77.87        | 1139 DEMCO, INC. - HS LIBRARY                              |
| SYST       | 65902        | 10-16-2015 | 177.24       | 8768 DOMINO'S PIZZA - BAND MEAL                            |
| SYST       | 65903        | 10-16-2015 | 3,841.83     | 8444 DUKO OIL CO, INC - TRANSPORTATION                     |
| SYST       | 65904        | 10-16-2015 | 120.00       | 7468 DUSTY W COOK - GAME SECURITY                          |
| SYST       | 65905        | 10-16-2015 | 44.00        | 563 EAST TEXAS ALARM, INC. - MAINTENANCE                   |
| SYST       | 65906        | 10-16-2015 | 138.09       | 2170 FLATT STATIONERS, INC. - HS DRAMA, MS SCIENCE         |
| SYST       | 65907        | 10-16-2015 | 273.81       | 3377 FLINN SCIENTIFIC - MS SCIENCE                         |
| SYST       | 65908        | 10-16-2015 | 593.77       | 7703 G&K SERVICES - CUSTODIAL, MAINTENANCE, TRANSPORTATION |
| SYST       | 65909        | 10-16-2015 | 50.00        | 4092 GALE - HS LIBRARY                                     |
| SYST       | 65910        | 10-16-2015 | 200.00       | 2269 GILMER ISD - CROSS CTY                                |
| SYST       | 65911        | 10-16-2015 | 114.00       | 581 GOGGANS TIRE SERVICE - TRANSPORTATION                  |
| SYST       | 65912        | 10-16-2015 | 269.10       | 883 GOPHER SPORT - HS PE                                   |
| SYST       | 65913        | 10-16-2015 | 132.78       | 4548 GRAINGER - MAINTENANCE                                |
| SYST       | 65914        | 10-16-2015 | 117.50       | 5402 HARDY COOK & HARDY, PC - SCHOOL                       |
| SYST       | 65915        | 10-16-2015 | 26,311.25    | 10263 HEINEMAN - TEXTBOOK                                  |
| SYST       | 65916        | 10-16-2015 | 149.56       | 10291 IHOP - ATHLETIC MEAL                                 |
| SYST       | 65917        | 10-16-2015 | 259.00       | 6657 INDEPENDENT GLASS & MIRROR CO, INC - MAINTENANCE      |
| SYST       | 65918        | 10-16-2015 | 3,700.00     | 10230 IOSTATION - PS SOFTWARE                              |
| SYST       | 65919        | 10-16-2015 | 120.00       | 3509 JACK NEWMAN - GAME SECURITY                           |
| SYST       | 65920        | 10-16-2015 | 850.00       | 9901 JENNA HAUCK - COLOR GUARD CONSULT                     |
| SYST       | 65921        | 10-16-2015 | 110.44       | 10050 JERRY FORD - GAME OFFICIAL                           |



BANK: 01 LOCAL MAINTENANCE

| CHECK TYPE | CHECK NUMBER | CHECK DATE | CHECK AMOUNT | REMITTED TO   |
|------------|--------------|------------|--------------|---|
| SYST       | 65922        | 10-16-2015 | 57.96        | 1475 JOHN DEERE FINANCIAL - <i>MAINTENANCE</i>                        |
| SYST       | 65923        | 10-16-2015 | 177.45       | 9355 JOHN ULRICH - <i>GAME OFFICIAL</i>                               |
| SYST       | 65924        | 10-16-2015 | 80.00        | 10304 JOHNNY TAYLOR - " "   |
| SYST       | 65925        | 10-16-2015 | 91.95        | 10302 KRISTEN ROBERTS - " "   |
| SYST       | 65926        | 10-16-2015 | 414.00       | 9633 LAKE COUNTRY CLEANERS - <i>BAND</i>                              |
| SYST       | 65927        | 10-16-2015 | 247.17       | 1526 LAKESHORE LEARNING MATERIALS - <i>5th G</i>                      |
| SYST       | 65928        | 10-16-2015 | 113.58       | 10279 LASARO BIRDWELL - <i>GAME OFFICIAL</i>                          |
| SYST       | 65929        | 10-16-2015 | 325.00       | 7022 LONE STAR SOFTBALL TYLER CHAPTER - <i>SOFTBALL</i>               |
| SYST       | 65930        | 10-16-2015 | 317.00       | 2686 LOWE'S - <i>MAINTENANCE</i>                                      |
| SYST       | 65931        | 10-16-2015 | 33.06        | 10306 MARY ANN ROSEBERRY - <i>REIMBURSE</i>                           |
| SYST       | 65932        | 10-16-2015 | 155.00       | 5793 MICHELE BRADSHAW - <i>GAME OFFICIAL</i>                          |
| SYST       | 65933        | 10-16-2015 | 100.00       | 10278 MIGHTY MUSIC MEMORY - <i>ES UIL</i>                             |
| SYST       | 65934        | 10-16-2015 | 103.88       | 9704 MINDY REDDING - <i>REIMBURSE</i>                                 |
| SYST       | 65935        | 10-16-2015 | 1,426.77     | 8076 MINEOLA ISD TAX COLLECTOR - <i>AUTO TAX PYMT</i>                 |
| SYST       | 65936        | 10-16-2015 | 120.00       | 9950 MINEOLA POLICE DEPARTMENT - <i>GAME SECURITY</i>                 |
| SYST       | 65937        | 10-16-2015 | 7,457.76     | 1815 MINEOLA SUPPLY COMPANY, INC. - <i>CUSTODIAL</i>                  |
| SYST       | 65938        | 10-16-2015 | 40.00        | 5622 MITCHELL TUCK - <i>GAME WORKER</i>                               |
| SYST       | 65939        | 10-16-2015 | 493.93       | 7732 MTS PUBLICATIONS - <i>ES SP ED</i>                               |
| SYST       | 65940        | 10-16-2015 | 9.37         | 8155 MUNICIPAL SERVICES BUREAU - <i>Toll chg</i>                      |
| SYST       | 65941        | 10-16-2015 | 110.44       | 8110 O'REILLY AUTO PARTS - <i>TRANSPORTATION</i>                      |
| SYST       | 65942        | 10-16-2015 | 53.25        | 1714 PATTY HAWKINS - <i>REIMBURSE</i>                                 |
| SYST       | 65943        | 10-16-2015 | 4,502.15     | 5531 PERDUE, BRANDON, FIELDER, COLLINS & - <i>DEL TAX AHy - SEPT</i>  |
| SYST       | 65944        | 10-16-2015 | 298.34       | 701 QUILL CORPORATION - <i>TONER - ALL</i>                            |
| SYST       | 65945        | 10-16-2015 | 161.40       | 6670 RANDLE MCGILL - <i>GAME OFFICIAL</i>                             |
| SYST       | 65946        | 10-16-2015 | 500.00       | 1365 REGION VII EDUCATION SERVICE CENTER - <i>Karch, Bjork, Knipp</i> |
| SYST       | 65947        | 10-16-2015 | 777.00       | 5370 REPUBLIC SERVICES - <i>TRASH PICKUP</i>                          |
| SYST       | 65948        | 10-16-2015 | 492.70       | 4598 RIDELL ALL-AMERICAN - <i>Football</i>                            |
| SYST       | 65949        | 10-16-2015 | 131.05       | 10032 ROBERT JOHN PERRY - <i>GAME OFFICIAL</i>                        |
| SYST       | 65950        | 10-16-2015 | 100.00       | 6172 RONNIE MUTINA - " "  |
| SYST       | 65951        | 10-16-2015 | 850.00       | 10281 ROSETTA STONE LTD - <i>EDL - ALL</i>                            |
| SYST       | 65952        | 10-16-2015 | 1,623.28     | 8442 RUSH BUS CENTERS - <i>TRANSPORTATION</i>                         |
| SYST       | 65953        | 10-16-2015 | 462.50       | 2403 S&W FILTER SERVICE, INC. - " "                                   |
| SYST       | 65954        | 10-16-2015 | 121.85       | 3785 SAFETY-KLEEN SYSTEMS, INC - <i>TRANSPORTATION</i>                |
| SYST       | 65955        | 10-16-2015 | 808.39       | 5356 SAM'S CLUB DIRECT - <i>HOME ECO</i>                              |
| SYST       | 65956        | 10-16-2015 | 990.95       | 5569 SCANTRON CORPORATION - <i>HS OFF</i>                             |
| SYST       | 65957        | 10-16-2015 | 516.98       | 4443 SCHOLASTIC BOOK FAIRS - <i>ES LIBRARY</i>                        |
| SYST       | 65958        | 10-16-2015 | 217.56       | 4555 SCHOLASTIC INC - <i>MS ENGLISH</i>                               |
| SYST       | 65959        | 10-16-2015 | 1,518.56     | 724 SCHOOL SPECIALTY, INC. - <i>MS SCIENCE, 5th G, PS ART</i>         |
| SYST       | 65960        | 10-16-2015 | 100.00       | 9354 SHAWN TAYLOR - <i>GAME OFFICIAL</i>                              |
| SYST       | 65961        | 10-16-2015 | 266.56       | 10235 SMITH COUNTY LUMBER - <i>MAINTENANCE</i>                        |
| SYST       | 65962        | 10-16-2015 | 322.00       | 10251 STURDISTEEL COMPANY - " "                                       |
| SYST       | 65963        | 10-16-2015 | 297.50       | 6883 SUBWAY - <i>ATHLETIC MEAL</i>                                    |
| SYST       | 65964        | 10-16-2015 | 58.25        | 8175 SUBWAY - " "   |
| SYST       | 65965        | 10-16-2015 | 271.02       | 10261 SWEETWATER AUDIO - <i>BAND</i>                                  |
| SYST       | 65966        | 10-16-2015 | 2,534.39     | 5035 TATUM MUSIC CO, INC - <i>BAND</i>                                |
| SYST       | 65967        | 10-16-2015 | 70.44        | 10305 TAWANNA FORD - <i>GAME OFFICIAL</i>                             |
| SYST       | 65968        | 10-16-2015 | 260.00       | 7347 TCA - <i>DUDLEY, FOSTER</i>                                      |
| SYST       | 65969        | 10-16-2015 | 90.00        | 1289 TEXAS ASSOC. OF ASSESSING OFFICERS - <i>ROSEBERRY</i>            |



BANK: 01 LOCAL MAINTENANCE

| CHECK TYPE | CHECK NUMBER | CHECK DATE | CHECK AMOUNT | REMITTED TO   |
|------------|--------------|------------|--------------|---|
| SYST       | 65970        | 10-16-2015 | 1,715.00     | 2473 TEXAS ASSOCIATION OF SCHOOL ADM. - <i>TUNNELL, WATH, LORENDA, SAUER,</i>             |
| SYST       | 65971        | 10-16-2015 | 41.00        | 774 TEXAS DEPT OF PUBLIC SAFETY - <i>CRIMINAL HISTORY</i>                                 |
| SYST       | 65972        | 10-16-2015 | 126.58       | 4007 TEXAS EDUCATIONAL PAPERBACKS - <i>HD ENGLISH</i>                                     |
| SYST       | 65973        | 10-16-2015 | 3,997.50     | 2034 THE COLLEGE BOARD - <i>HD TESTING</i>  |
| SYST       | 65974        | 10-16-2015 | 2,060.00     | 9211 THE FIRE ANT MAN - <i>MAINTENANCE</i>  |
| SYST       | 65975        | 10-16-2015 | 560.00       | 5488 THE LAB - <i>HD, HD DRUG TESTING</i>   |
| SYST       | 65976        | 10-16-2015 | 160.20       | 10303 TRACY MARTIN - <i>GAME OFFICIAL</i>   |
| SYST       | 65977        | 10-16-2015 | 160.00       | 7465 TREASURE REWARDS - <i>PS-ALL</i>   |
| SYST       | 65978        | 10-16-2015 | 192.00       | 7733 VAN ISD - <i>Athletic meals</i>  |
| SYST       | 65979        | 10-16-2015 | 211.00       | 807 VISUAL TECHNIQUES, INC. - <i>MD OFFICE</i>  |
| SYST       | 65980        | 10-16-2015 | 800.31       | 822 WAL-MART STORES TEXAS, LLC - <i>5th G, Pd OFF, 1st G, MD ART, DRAMA, MAINT, ADMIN</i> |
| SYST       | 65981        | 10-16-2015 | 429.87       | 7417 WALDEN POWER EQUIPMENT - <i>MAINTENANCE</i>  |
| SYST       | 65982        | 10-16-2015 | 663.00       | 7095 WALSH GALLEGOS TREVINO RUSSO & KYLE - <i>SP Ed ATTY</i>                              |
| SYST       | 65983        | 10-16-2015 | 1,690.00     | 2827 WILLIAMS SPORTING GOODS - <i>Athletic</i>  |
| SYST       | 65984        | 10-16-2015 | 396.00       | 8972 WING DINGERS - <i>BAND</i>   |
| SYST       | 65985        | 10-16-2015 | 47,110.87    | 837 WOOD COUNTY SPECIAL EDUCATION SSA - <i>mentally SP Ed</i>                             |
| OFFC       | 65986        | 10-23-2015 | 452.14       | 5315 KYLE L GULLY, MD - <i>REIMBURSE</i>  |
| SYST       | 65987        | 10-30-2015 | 22.34        | 10129 AAA SANITATION, INC - <i>ATHLETIC</i>   |
| SYST       | 65988        | 10-30-2015 | 538.51       | 7604 ABLES-LAND, INC - <i>HD SP Ed</i>  |
| SYST       | 65989        | 10-30-2015 | 179.73       | 3815 ADVENTURES IN LEARNING - <i>2nd G</i>  |
| SYST       | 65990        | 10-30-2015 | 22,593.33    | 745 AEP SOUTHWESTERN ELECTRIC POWER - <i>ELECTRIC</i>                                     |
| SYST       | 65991        | 10-30-2015 | 2,270.40     | 2919 BALLARD & TIGHE, PUBLISHERS - <i>EdL-ALL</i>   |
| SYST       | 65992        | 10-30-2015 | 501.60       | 7162 BAND SHOPPE - <i>BAND</i>  |
| SYST       | 65993        | 10-30-2015 | 1,421.73     | 5517 BARNES & NOBLE BOOKSELLERS, INC. - <i>Ed-ALL</i>                                     |
| SYST       | 65994        | 10-30-2015 | 278.00       | 3149 BUDGET BUSINESS SYSTEMS - <i>HD REPAIR, MD OFF</i>                                   |
| SYST       | 65995        | 10-30-2015 | 122.40       | 1033 CADE'S BUILDING MATERIALS, INC. - <i>BAND, Ed GT</i>                                 |
| SYST       | 65996        | 10-30-2015 | 193.82       | 9519 CAPITAL ONE CORPORATE CARD - <i>TUNNELL</i>  |
| SYST       | 65997        | 10-30-2015 | 100.00       | 10276 CASEY LONDON - <i>GAME WORKER</i>   |
| SYST       | 65998        | 10-30-2015 | 1,684.40     | 6944 CDW GOVERNMENT, INC - <i>1 PAD CADE-ALL</i>  |
| SYST       | 65999        | 10-30-2015 | 140.00       | 6193 CHAMAR LONDON - <i>GAME WORKER</i>   |
| SYST       | 66000        | 10-30-2015 | 279.70       | 1329 CHEVRON - <i>VO AG, BAND</i>   |
| SYST       | 66001        | 10-30-2015 | 167.68       | 9674 CHRIS BRANNAN - <i>REIMBURSE</i>   |
| SYST       | 66002        | 10-30-2015 | 116.70       | 9963 CHRIS STURNS - <i>GAME OFFICIAL</i>  |
| SYST       | 66003        | 10-30-2015 | 151.58       | 10322 CHRISTOPHER HEARD - <i>" "</i>  |
| SYST       | 66004        | 10-30-2015 | 7,390.00     | 9054 CHUCK'S TRAVEL COACHES - <i>BAND STATE</i>   |
| SYST       | 66005        | 10-30-2015 | 598.00       | 9939 CICI'S PIZZA - <i>BAND</i>   |
| SYST       | 66006        | 10-30-2015 | 4,352.30     | 549 CITY OF MINEOLA - <i>WATER</i>  |
| SYST       | 66007        | 10-30-2015 | 456.00       | 7834 CLAY EWELL EDUCATIONAL SERVICES - <i>VO AG</i>                                       |
| SYST       | 66008        | 10-30-2015 | 160.00       | 954 DAIRY QUEEN - <i>ATHLETIC MEALS</i>   |
| SYST       | 66009        | 10-30-2015 | 155.00       | 2118 DAIRY QUEEN - <i>" "</i>   |
| SYST       | 66010        | 10-30-2015 | 262.09       | 10321 DAIRY QUEEN - <i>" "</i>  |
| SYST       | 66011        | 10-30-2015 | 60.00        | 10033 DAVID REED TIPPS - <i>GAME SECURITY</i>   |
| SYST       | 66012        | 10-30-2015 | 120.00       | 7741 DAVID SINCHES - <i>GAME WORKER</i>   |
| SYST       | 66013        | 10-30-2015 | 118.88       | 7615 DAVIN LOVELESS - <i>GAME OFFICIAL</i>  |
| SYST       | 66014        | 10-30-2015 | 480.00       | 8292 DFW COACHES CLINIC - <i>DRENNON, LITTLE, Talley, Cathy, Blackwell, Coburn</i>        |
| SYST       | 66015        | 10-30-2015 | 147.28       | 6914 DRAMATIC PUBLISHING CO - <i>DRAMA</i>  |
| SYST       | 66016        | 10-30-2015 | 9,776.56     | 10002 DRURY INN & SUITES - <i>BAND STATE</i>  |
| SYST       | 66017        | 10-30-2015 | 120.00       | 7468 DUSTY W COOK - <i>GAME SECURITY</i>  |



BANK: 01 LOCAL MAINTENANCE

| CHECK TYPE | CHECK NUMBER | CHECK DATE | CHECK AMOUNT | REMITTED TO   |
|------------|--------------|------------|--------------|---|
| SYST       | 66018        | 10-30-2015 | 1,091.88     | 10294 EAST BAY, INC - <i>Athletic</i>   |
| SYST       | 66019        | 10-30-2015 | 2,471.00     | 9799 EDUCATIONAL DESIGNS, LLC - <i>Ed, EA STAFF</i>                                       |
| SYST       | 66020        | 10-30-2015 | 961.38       | 7773 EMBASSY SUITES - <i>Athletic</i>   |
| SYST       | 66021        | 10-30-2015 | 734.29       | 4997 FITNESS FINDERS - <i>Ed PE</i>   |
| SYST       | 66022        | 10-30-2015 | 547.60       | 2170 FLATT STATIONERS, INC. - <i>Ed OFF, DRAMA, MS OFF</i>                                |
| SYST       | 66023        | 10-30-2015 | 120.00       | 9905 GERARDO RODRIGUEZ - <i>GAME SECURITY</i>   |
| SYST       | 66024        | 10-30-2015 | 964.65       | 883 GOPHER SPORTS - <i>Ed PE</i>  |
| SYST       | 66025        | 10-30-2015 | 750.66       | 8503 HILTON COLLEGE STATION - <i>Athletic</i>   |
| SYST       | 66026        | 10-30-2015 | 223.74       | 10312 HOLIDAY INN - <i>VAN CLEAVE</i>   |
| SYST       | 66027        | 10-30-2015 | 240.00       | 3509 JACK NEWMAN - <i>GAME SECURITY</i>   |
| SYST       | 66028        | 10-30-2015 | 120.00       | 9651 JAMES LEWMAN - <i>"</i>  |
| SYST       | 66029        | 10-30-2015 | 131.00       | 8901 JASON GOODSON - <i>REIMBURSE</i>   |
| SYST       | 66030        | 10-30-2015 | 67.60        | 10050 JERRY FORD - <i>GAME OFFICIAL</i>   |
| SYST       | 66031        | 10-30-2015 | 120.00       | 8331 JOSH DAVIS - <i>GAME SECURITY</i>  |
| SYST       | 66032        | 10-30-2015 | 120.00       | 6977 JOYCE BOX - <i>"</i>   |
| SYST       | 66033        | 10-30-2015 | 2,103.00     | 5998 JUNIOR LIBRARY GUILD - <i>MS LIBRARY</i>   |
| SYST       | 66034        | 10-30-2015 | 78.00        | 9164 KARA ELLERBEE - <i>REIMBURSE</i>   |
| SYST       | 66035        | 10-30-2015 | 80.00        | 9943 KELLY MUFFOLETTO - <i>GAME OFFICIAL</i>  |
| SYST       | 66036        | 10-30-2015 | 131.00       | 7075 KERRY VANCLEAVE - <i>REIMBURSE</i>   |
| SYST       | 66037        | 10-30-2015 | 38.00        | 10239 KIM TUNNELL - <i>"</i>  |
| SYST       | 66038        | 10-30-2015 | 414.00       | 9633 LAKE COUNTRY CLEANERS - <i>BAND</i>  |
| SYST       | 66039        | 10-30-2015 | 200.00       | 10316 LARRY WISDOM - <i>DRAMA</i>   |
| SYST       | 66040        | 10-30-2015 | 350.00       | 8502 LONE STAR COACHING CLINIC - <i>DRENNON, Almuete, VANDOVER, LeIF, Blackwell</i>       |
| SYST       | 66041        | 10-30-2015 | 383.26       | 9616 LONE STAR PERCUSSION - <i>BAND</i>   |
| SYST       | 66042        | 10-30-2015 | 39,553.40    | 6280 LONGHORN FORD - <i>2016 TRUCK</i>  |
| SYST       | 66043        | 10-30-2015 | 9.19         | 8151 LORRIE DRENNON - <i>REIMBURSE</i>  |
| SYST       | 66044        | 10-30-2015 | 406.48       | 2686 LOWE'S - <i>MS SCIENCE, DRAMA, Vc Ag</i>   |
| SYST       | 66045        | 10-30-2015 | 146.75       | 7970 MARK BEATY - <i>GAME OFFICIAL</i>  |
| SYST       | 66046        | 10-30-2015 | 1,478.32     | 8076 MINEOLA ISD TAX COLLECTOR - <i>AUTO TAX PAYMENTS</i>                                 |
| SYST       | 66047        | 10-30-2015 | 120.00       | 9950 MINEOLA POLICE DEPARTMENT - <i>GAME SECURITY</i>                                     |
| SYST       | 66048        | 10-30-2015 | 80.00        | 5622 MITCHELL TUCK - <i>GAME WORKER</i>   |
| SYST       | 66049        | 10-30-2015 | 45.70        | 8672 MORPHO TRUST USA, INC - <i>FINGER PRINTING</i>                                       |
| SYST       | 66050        | 10-30-2015 | 109.38       | 10273 NATHANIEL JEANE - <i>GAME OFFICIAL</i>  |
| SYST       | 66051        | 10-30-2015 | 807.36       | 10311 PAPASITA'S - <i>BAND</i>  |
| SYST       | 66052        | 10-30-2015 | 225.39       | 5627 PEARSON EDUCATION - <i>TEXTBOOK</i>  |
| SYST       | 66053        | 10-30-2015 | 244.39       | 10323 PEGGY BARNETT - <i>TAX REFUND</i>   |
| SYST       | 66054        | 10-30-2015 | 32.03        | 683 PENDER'S MUSIC COMPANY - <i>BAND</i>  |
| SYST       | 66055        | 10-30-2015 | 540.00       | 8185 PRAIRILAND BAND BOOSTER - <i>BAND</i>  |
| SYST       | 66056        | 10-30-2015 | 599.00       | 2324 PRECISION BUSINESS MACHINES, INC. - <i>MS OFF</i>                                    |
| SYST       | 66057        | 10-30-2015 | 6,113.95     | 701 QUILL CORPORATION - <i>TONER-ALL</i>  |
| SYST       | 66058        | 10-30-2015 | 275.00       | 1365 REGION VII EDUCATION SERVICE CENTER - <i>Redding, Palmer, Gould, Foster, EVERETT</i> |
| SYST       | 66059        | 10-30-2015 | 200.00       | 10307 RHYTHM BEE - <i>BAND</i>  |
| SYST       | 66060        | 10-30-2015 | 105.00       | 10032 ROBERT JOHN PERRY - <i>GAME OFFICIAL</i>  |
| SYST       | 66061        | 10-30-2015 | 105.00       | 8709 RODNEY NEAL - <i>"</i>   |
| SYST       | 66062        | 10-30-2015 | 462.01       | 6768 SCHOLASTIC BOOK FAIR - <i>MS LIBRARY</i>   |
| SYST       | 66063        | 10-30-2015 | 209.88       | 4555 SCHOLASTIC INC - <i>MS SCIENCE</i>   |
| SYST       | 66064        | 10-30-2015 | 798.08       | 724 SCHOOL SPECIALTY, INC. - <i>3RD G, MS OFF, 5th G, PS Comp Lab</i>                     |
| SYST       | 66065        | 10-30-2015 | 280.85       | 10014 SHANNON L DAVIDSON - <i>GAME OFFICIAL</i>   |



BANK: 01 LOCAL MAINTENANCE

| CHECK TYPE | CHECK NUMBER | CHECK DATE | CHECK AMOUNT | REMITTED TO   |
|------------|--------------|------------|--------------|---|
| SYST       | 66066        | 10-30-2015 | 750.00       | 4835 SIGN MART- <i>TRANSPORTATION</i>   |
| SYST       | 66067        | 10-30-2015 | 96.00        | 10299 STENHOUSE PUBLISHERS- <i>TEXTBOOK</i>                                     |
| SYST       | 66068        | 10-30-2015 | 110.00       | 6883 SUBWAY- <i>ATHLETIC</i>  |
| SYST       | 66069        | 10-30-2015 | 13,847.54    | 7168 SUDDENLINK COMMUNICATIONS- <i>SUPERNET II, MLD</i>                         |
| SYST       | 66070        | 10-30-2015 | 67.60        | 10305 TAWANNA FORD- <i>GAME OFF</i>   |
| SYST       | 66071        | 10-30-2015 | 300.00       | 10324 TERRI DIEVENDORF- <i>MD DRAMA MEAD</i>                                    |
| SYST       | 66072        | 10-30-2015 | 310.00       | 2473 TEXAS ASSOCIATION OF SCHOOL ADM.- <i>WASH, Dudley</i>                      |
| SYST       | 66073        | 10-30-2015 | 547.95       | 9191 THE INTERP STORE- <i>DRAMA</i>   |
| SYST       | 66074        | 10-30-2015 | 574.00       | 5488 THE LAB- <i>DRUG TESTING</i>   |
| SYST       | 66075        | 10-30-2015 | 279.60       | 7957 THEATER HOUSE, INC.- <i>DRAMA</i>  |
| SYST       | 66076        | 10-30-2015 | 15.00        | 10325 TONY RILEY- <i>REIMBURSE</i>  |
| SYST       | 66077        | 10-30-2015 | 101.75       | 3695 TUNE IN- <i>MD ULL</i>   |
| SYST       | 66078        | 10-30-2015 | 134.33       | 9994 TYLER ALLEN- <i>GAME OFFICIAL</i>  |
| SYST       | 66079        | 10-30-2015 | 450.00       | 6792 UNIVERSITY OF TEXAS AT AUSTIN- <i>BAND STATE</i>                           |
| SYST       | 66080        | 10-30-2015 | 20.72        | 7840 UPS- <i>SHIPPING</i>   |
| SYST       | 66081        | 10-30-2015 | 42.45        | 8425 VERIZON- <i>BELL PHONE</i>   |
| VOID       | 66082        | 10-30-2015 | 0.00         | VOID CHECK FROM SYSTEM  |
| SYST       | 66083        | 10-30-2015 | 1,052.66     | 822 WAL-MART STORES TEXAS, LLC- <i>HS SCIENCE, Adm, Ed OFF, DRAMA, ATHLETIC</i> |
| SYST       | 66084        | 10-30-2015 | 582.40       | 9467 WHATABURGER #937- <i>BAND</i>  |
| SYST       | 66085        | 10-30-2015 | 3,005.75     | 2827 WILLIAMS SPORTING GOODS- <i>ATHLETIC</i>                                   |
| SYST       | 66086        | 10-30-2015 | 68.29        | 7968 WILLIE MCKNIGHT- <i>GAME OFFICIAL</i>                                      |
| SYST       | 66087        | 10-30-2015 | 40.00        | 9673 WINONA ALMUETE- <i>GAME WORKER</i>   |

| BANK 01 TOTALS | SYSTEM CHECKS | NO CHECKS | CHECK AMOUNTS |
|----------------|---------------|-----------|---------------|
|                | SYSTEM CHECKS | 206       | 281,181.71    |
|                | OFFICE CHECKS | 7         | 2,246.32      |
|                | VOID CHECKS   | 1         | 0.00          |
|                |               | -----     | -----         |
|                |               | 214       | 283,428.03    |