

TODD HALL

BUILDING UTILIZATION



1ST FLOOR

GRADE CLASSROOM

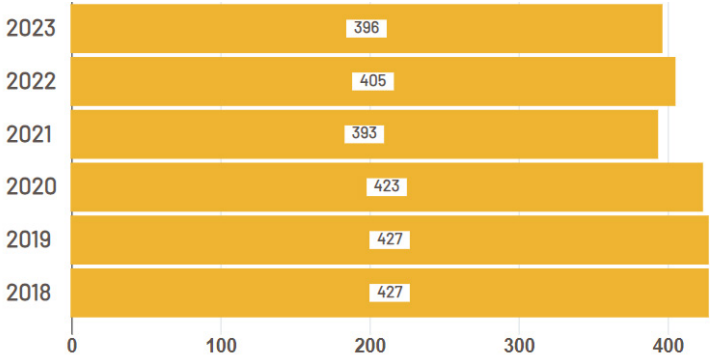
SMALL GROUP/INTERVENTIONIST ROOMS

STAFF / BUILDING SUPPORT

SHARED CURRICULUM ROOMS

NTDSE ROOMS

CCDC ROOMS



ENROLLMENT TRENDS, PAST 5 YEARS

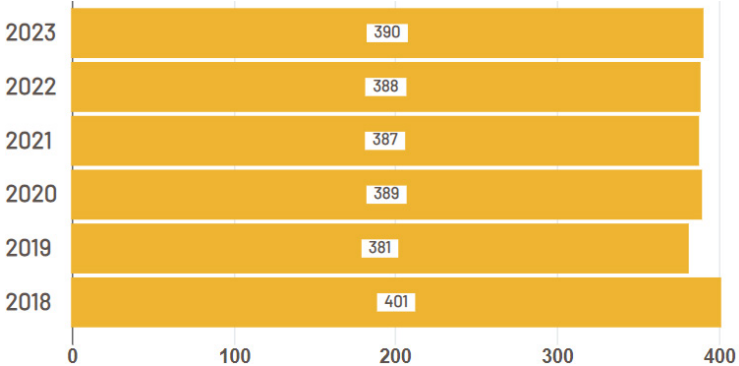
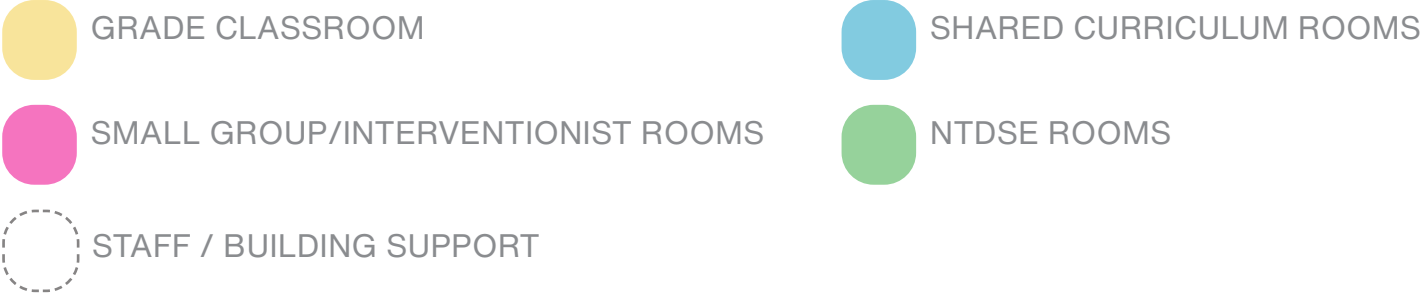
EXISTING					
Building Area (GSF)	60,378				
Current Enrollment (2023-2024)	454	includes 70 pre-k (half day)			
	QUANTITY	STUDENT CAPACITY PER ROOM (MAX)	BUILDING CAPACITY	TARGET UTILIZATION (90% TYP.)	FUNCTIONAL CAPACITY
Pre-K Classrooms	2	24	48	90%	43
Kindergarten Classrooms	6	24	144	90%	130
1st Grade Classrooms	6	28	168	90%	151
2nd Grade Classrooms	6	28	168	90%	151
Small Group/Intervention/ESL	10				-
Art Room	1		-		-
Music Room	1		-		-
STEM Room	-		-		-
Gymnasiums/MPR/Library	3		-		-
NTDSE Rooms	2		-		-
CCDC Rooms	4		-		-
			528		475

UTILIZATION	
	(CURRENT CAPACITY / BUILDING CAPACITY)
Current Enrollment (2023-2024)	86%

BUILDING UTILIZATION

RUTLEDGE HALL

BUILDING UTILIZATION



ENROLLMENT TRENDS, PAST 5 YEARS

EXISTING					
Building Area (GSF)	61,500				
Current Enrollment (2023-2024)	369				
	QUANTITY	STUDENT CAPACITY PER ROOM (MAX)	BUILDING CAPACITY	TARGET UTILIZATION (90% TYP.)	FUNCTIONAL CAPACITY
3rd Grade Classrooms	6	28	168	90%	151
4th Grade Classrooms	7	28	196	90%	176
5th Grade Classrooms	7	28	196	90%	176
Small Group/Intervention/ESL	13				-
Art Room	1		-		-
Music Room	1		-		-
STEM Room	1		-		-
Gymnasiums/MPR/Library	3		-		-
NTDSE Rooms	1		-		-
			560		504

UTILIZATION	
	(CURRENT CAPACITY / BUILDING CAPACITY)
Current Enrollment (2023-2024)	66%

BUILDING UTILIZATION