

Expenses for Period of June 2024  
Fiscal Year 2023 - 2024

### Head Start Expense by Function

	Function	Expense Amount	Percentage of Expense
Function 11	Instructional	\$ 178,923	80.3%
Function 12	Library	\$ -	0.0%
Function 13	Staff Development	\$ 12,934	5.8%
Function 21	Instructional Leadership	\$ 199	0.1%
Function 23	School Leadership	\$ 4,988	2.2%
Function 31	Counseling Services	\$ 4,339	1.9%
Function 32	Social Work Services	\$ 16,418	7.4%
Function 33	Health Services	\$ -	0.0%
Function 51	Maintenance	\$ -	0.0%
Function 61	Community Services	\$ 5,122	2.3%
<b>Program Total:</b>		<b>\$ 222,923</b>	<b>100%</b>

Expenses for Period of June 2024  
Fiscal Year 2023 - 2024

### Head Start Expense by Category

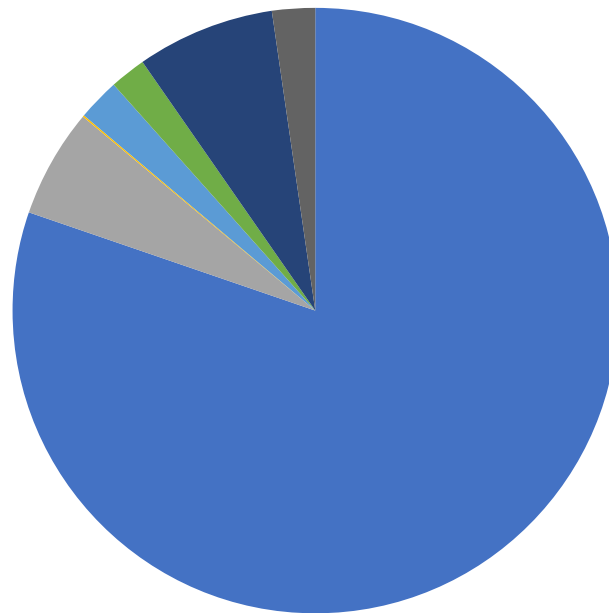
	Category	Expense Amount	Percentage of Expense
6100	Payroll	\$ 222,718	99.9%
6200	Registrations, Contracted Services	\$ 400	0.2%
6298	Substitutes	\$ -	0.0%
6300	Supplies	\$ (146)	-0.1%
	Staff Development, Classroom		
6400	Snacks	\$ (49)	0.0%
6600	Capital Assets	\$ -	0.0%
<b>Program Total:</b>		<b>\$ 222,923</b>	<b>100%</b>

Year to Date Expenses Through June 2024  
Fiscal Year 2023 - 2024

### Head Start Expense by Category

	Category	Expense Amount	Percentage of Expense
6100	Payroll	\$ 1,497,564	89.3%
6200	Registrations, Contracted Services	\$ 6,202	0.4%
6298	Substitutes	\$ 66,212	3.9%
6300	Supplies	\$ 73,653	4.4%
	Staff Development, Classroom		
6400	Snacks	\$ 10,612	0.6%
6600	Capital Assets	\$ -	0.0%
	Indirect Costs	\$ 23,094	1.4%
<b>Program Total:</b>		<b>\$ 1,677,337</b>	<b>100%</b>

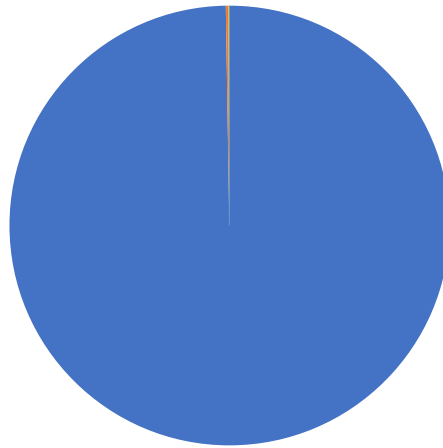
## Period Expenses by Function



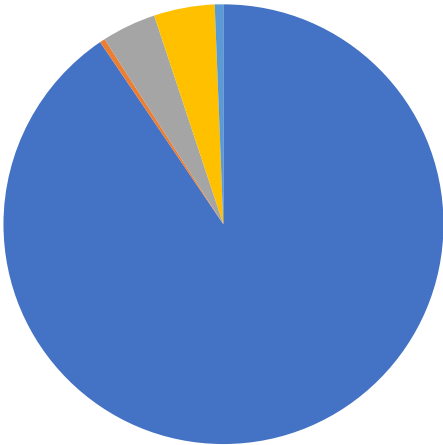
- Instructional
- Library
- Staff Development
- Instructional Leadership
- School Leadership
- Counseling Services
- Social Work Services
- Health Services
- Community Services

## Period Expenses by Category

- 6100 Payroll
- 6200 Registrations, Contracted Services
- 6298 Substitutes
- 6300 Supplies
- 6400 Staff Development, Classroom Snacks
- 6600 Capital Assets



### Year to Date Expenses Through June 2024



- 6100 Payroll
- 6200 Registrations, Contracted Services
- 6298 Substitutes
- 6300 Supplies
- 6400 Staff Development, Classroom Snacks
- 6600 Capital Assets