

New Buffalo High School 2024-25

Areas of Focus

Update: March 2025



24-25 NBHS School Improvement Goals

1) *New Buffalo High School will provide a clear and concise process / procedure / support for student wellness*

- NBHS Tiered System of Support [SEL Support](#)
- Crisis Response [Crisis Response Plan](#)
- SEL Contact List [Contacts](#)
- Class Circles / Lunch Bunch - Tier 2 Interventions
- Advisory Tracking [Advisory](#)
- Tier 3 Targeted Academic Interventions (4 core areas)

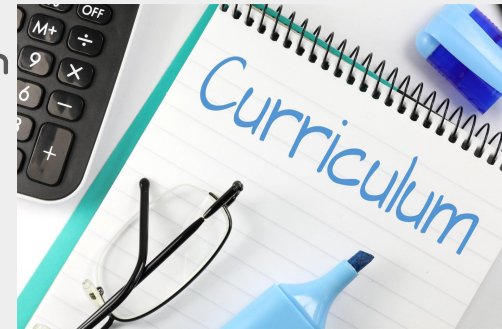
2) Guaranteed and Viable Curriculum

Pacing Guides per unit in all courses & balanced Assessments in All Content Areas aligned to Standards

All Departments have had extensive time and 1:1 opportunities to support the GVC Process.

Progress Made Thus Far:

- BRESA consultants have worked with each department and staff member 1:1 to support the process
- All content areas have identified their Power Standards
- All departments are creating Pacing Guides for Units of Instruction
- Dedicated 2.5 days of Professional Development



Math Focus

- Addition of a 3 trimester Algebra Basics course which focus on essential standards to support Tier 2 interventions
- Addition of a common assessment tool (Delta Math) with support for staff aligned to standards
 - Have had the Delta consultant meet with our Math dept. To further support need
- Addition of Math resources (VR Math) with Professional Development to help support non-traditional learning
- Addition of AP Calculus for the 25-26 school year
- Tier 2 - Advisory based on low math scores
- Tier 3 - Resource Room focus on math using IXL as a daily practice platform
- Use of Student Advocate for 504's and ELA support
 - Pull out support for small setting, read aloud
 - Push in for small group work
- Tier 3 - Math Department has identified a target group, use advisory to pull these students to work 1:1 and create online math supports for each student to work on
- Math Dept. has met to create a department wide SMART goal based on data

ELA Focus

- Tier 2 - Advisory based on low ELA scores
- Tier 3 - Resource Room focus on ELA using Reading Plus as a daily practice platform
- Use of Student Advocate for 504's and ELA support
 - Pull out support for small setting, read aloud
 - Push in for small group work
- Tier 3 - ELA Department has identified a target group, use advisory to pull these students to work 1:1 and create online ELA supports for each student to work on using Khan Academy
- ELA Dept. has met to create a department wide SMART goal based on data
- Created an ELL - English class 6-12 to support our non-native speakers
- Have hired an ELL paraprofessional to push into general education classrooms to support our non-native speakers.
- Lowest scoring ELL students, based on WIDA testing, are receiving additional English language practice daily using Reading Code w/para support

3) PBIS - Academic Rewards



Junior Testing Rewards Trip: In order to attend the trip a student must score proficient or higher on all three state Junior year standardized tests (SAT, M-Step, Workkeys).

Class of 2025: 17 Seniors qualified for this reward based on their 11th grade SAT, MStep and Workkeys test scores

Academic Awards - 1st/2nd Trimester

*Highest Honors - 3.5 - 4.0 GPA

1st trimester - 82 STUDENTS

2nd trimester - 87 STUDENTS

*High Honor Roll - 3.0 - 3.9 GPA

1st trimester - 34 STUDENTS

2nd trimester - 37 STUDENTS

*PROGRESSIVE HONOR ROLL - Increased GPA by .5

1st trimester - 17 STUDENTS

2nd trimester - 33 STUDENTS

An increase of a student's GPA by .5 or more

*PERFECT ATTENDANCE

1st trimester - 14 STUDENTS

2nd trimester - 11 STUDENTS



Tier 2 Response to Intervention (RTI)

Advisory - Last 30 minutes of the school day used for academic support. 1:1 working with teacher to help with reteaching, redoing, make up work.

Teachers are tracking if issuing a “gold slip” to work 1:1 with teacher is increasing academic success

A	B	C
Teacher	# of gold slips issued	# of students that had grade increase from utilizing Advisory Tier 2 Intervention
Bayley	22	5
Beushausen	135	6
Clark	405	57
Eberly	31	17
Hoyt	3	2
Jager	0	0
Keller	NA	NA
Krieger	13	20
Mollison	30	20
Newton	23	13
Quick	22	4
Schiller	39	4
Scoggin	NA	NA
Talbott	17	17
Totzke	36	35
Walter	27	27
Smith	NA	NA

Class of 2025 - Academic Data

SAT State Proficient Score - 1010

NB info: 46 students tested

NBHS Average Score: 1043

- Top 10% - 1370 - 1410
- Top 25% - 1220 - 1410
- Top 50% - 1110 - 1210



Attendance Update

As part of our district wide goals, increased daily attendance has been a focus for NBHS:

- 22-23 - 96.5% average daily attendance
- 23-24 - 96.7% average daily attendance
- 24-25 - 97.8% average daily attendance

Strategies to increase attendance:

- Attendance contracts
- Meetings with parents/students
- Send mailings to remind stakeholders



Social Emotional Supports and Data

Students - Daily check in **Class Catalyst**

~How are you feeling

~Do you need to speak to someone? Who?

~Support Activity link (breathing, relax)


*Monthly reward for the class that has the most student check ins

self management

self efficacy

social awareness

growth mindset



2024-25 Data on Student Check Ins for SEL

Class Catalyst - Daily Check In:

3,393 check ins

1,047 student notes

1,715 adult replies (school counselor)

QR Code/Self Referral Check In:

30 - emails / 1 QR code to school counselor

OK2Say Reports:

4 to date

***3 - vape**

***1 - rude comments**

No Bullying Campaign



NO BULLYING
SCHOOLS

RESILIENT

"A RESILIENT person knows how to bounce back from difficult circumstances like bullying. When you talk with a trusted adult, you can release the mental baggage of bullying and bounce back in a positive way."

— Tom Thelin, Founder of No Bullying Schools



KNOW THE DIFFERENCE

Bullying


Bullying is unwanted, aggressive behavior among school aged children that involves a real or perceived power imbalance. The behavior is repeated, or has the potential to be repeated, over time (Source: StopBullying.gov). At our school, we will not tolerate any type of bullying, cyberbullying, harassment, or intimidation.

Teasing

Teasing includes negative words or actions among friends. It is perceived as playful and non-offensive. Teasing is not the same as bullying because it is not aggressive, it does not create a power imbalance, it is not repeated, and if you asked the person to stop, they would stop.

Peer Conflict

Peer Conflict happens when two kids with no perceived power imbalance have an argument or disagreement. It can have a positive result if the students communicate with an attitude of respect (even if they agree to disagree). Peer Conflict is not the same as bullying because it is not aggressive, and it does not create a power imbalance.



NO BULLYING
SCHOOLS



MY TOOLS FOR STRESS & ANXIETY

#1 RECOGNIZE IT (in the moment)

How am I feeling right now?
Why am I acting this way?
Is my heart speeding?
Is my voice raising?

Stop and Think
Press "pause" in my mind.
Take 5 deep breaths.
(Add your own ideas!)

#2 RESPOND TO IT (after the moment)

Walk away. Take a break.
Talk with a trusted adult.
Write it down in a journal.
Listen to some music.

Play a game or a sport.
Play an instrument.
Do a hobby or art.
(Add your own ideas!)

- *October - No Bullying Month
- *November - Kindness Notes
- *February - Kindness Month
- *March - SEL Month

*Activities and Events throughout the building this year:

- ~Dress Up Days
- ~Tier 1 Assembly
- ~Reminder of the app
- ~Sale of flowers/kind messages
- ~Kindness Reward Activity
- ~Tier 1 Push in - circles in all

classrooms

- ~Tier 1 Lesson in Health Class
- ~ Rock, Paper, Scissors Activit

- *No Bullying Task Force
- ~All stakeholders

*Reports To Date:

~0 - Reported / Investigated

























School Index Data 2021 - 2024

The Michigan School Index System provides an overall index value ranging from 0-100 for each school based on: student growth, proficiency, graduation rates, English learner progress, attendance rates, advanced coursework completion, postsecondary enrollment, and staffing ratios.

2021 - 2022

2022-2023

2023-2024

 <div>Overall Index</div> <div>94.07</div> <div>View More</div>	 <div>Support Category</div> <div>Universal Support</div> <div>Not identified for CSI, ATS, or TSI</div> <div>View More</div>	 <div>Overall Index</div> <div>97.16</div> <div>View More</div>	 <div>Support Category</div> <div>Universal Support</div> <div>Not identified for CSI, ATS, or TSI</div> <div>View More</div>	 <div>Overall Index</div> <div>98.70 / 100</div> <div>View More</div>	 <div>Support Category</div> <div>Universal Support</div> <div>Not identified for CSI, ATS, or TSI</div> <div>View More</div>
 <div>Growth Index</div> <div>95.07</div> <div>View More</div>	 <div>Proficiency Index</div> <div>100.00</div> <div>View More</div>	 <div>Growth Index</div> <div>100.00</div> <div>View More</div>	 <div>Proficiency Index</div> <div>100.00</div> <div>View More</div>	 <div>Growth Index</div> <div>100.00 / 100</div> <div>View More</div>	 <div>Proficiency Index</div> <div>100.00 / 100</div> <div>View More</div>
 <div>Graduation Rate Index</div> <div>97.93</div> <div>View More</div>	 <div>English Learner Progress Index</div> <div>N/A</div> <div>View More</div>	 <div>Graduation Rate Index</div> <div>94.69</div> <div>View More</div>	 <div>English Learner Progress Index</div> <div>N/A</div> <div>View More</div>	 <div>Graduation Rate Index</div> <div>97.24 / 100</div> <div>View More</div>	 <div>English Learner Progress Index</div> <div>N/A</div> <div>View More</div>
 <div>School Quality and Student Success Index</div> <div>75.74</div> <div>View More</div>	 <div>Assessment Participation Index</div> <div>Assessment Participation</div> <div>100.00</div> <div>English Learner Participation</div> <div>N/A</div> <div>View More</div>	 <div>School Quality and Student Success Index</div> <div>85.76</div> <div>View More</div>	 <div>Assessment Participation Index</div> <div>Assessment Participation</div> <div>100.00</div> <div>English Learner Participation</div> <div>N/A</div> <div>View More</div>	 <div>School Quality and Student Success Index</div> <div>93.68 / 100</div> <div>View More</div>	 <div>Assessment Participation Index</div> <div>Assessment Participation</div> <div>100.00 / 100</div> <div>English Learner Participation</div> <div>N/A</div> <div>View More</div>

SO PROUD TO BE A BISON

NBHS Overall Index Score:

21-22 - 94.07

22-23 - 97.16

23-24 - 98.7

Out of 946 school districts in the State of Michigan

11th Grade ELA (SAT) 38th in the State

11th Grade Math (SAT) 39th in the State

11th Grade Science M-STEP 82nd in the State

11th Grade Social Studies M-STEP 94th in the State

We have set the gold standard...let's keep soaring!!



**NBHS
Growth
Data is
OFF THE
CHARTS!!
!**

Class of 2025 - Seniors (SAT)

Growth Index:			SCIENCE	SOCIAL STUDIES	
	MATH	EBRW	27.90%	14%	Advanced
Met	51%	72%	32.60%	44.20%	Proficient
Approaching	9%	7%	9.30%	34.90%	Partially Proficient
Strengthen Skills	40%	21%	30.20%	7%	Not Proficient

Class of 2026 - Juniors (PSAT 10)

Growth Index:		
	MATH	EBRW
Met	48%	78%
Approaching	8%	3%
Strengthen Skills	45%	20%

Class of 2027 - Sophomores (PSAT 9)

Growth Index:		
	MATH	EBRW
Met	77%	86%
Approaching	5%	5%
Strengthen Skills	19%	9%

STUDER DATA and ACTION PLAN SUMMARY

Based on the Studer Surveys, the NBHS Staff analyzed the data and created an action plan for the 24-25 school year. Primary area of focus:

- Respect and Listening to Staff and Students
 - Monthly meetings with all faculty, committees, and students
 - Agendas for all meetings shared with all staff and superintendent
 - Minutes of all meetings shared with all staff & superintendent
- Continue to support our SEL goals:
 - Created SEL flowchart, procedures checklist, Crisis Response Plan
 - New Tier 2 Interventions (Circles & Small Groups)
 - Hired a 6-12 school counselor
 - Continued daily wellness check ins for students
 - Class competition to provide a positive consequence for class catalyst participation
 - Mellow Mondays - monthly 30 minutes of “fun activities” to build relationships
- Continue to provide open communication with all stakeholders
 - Weekly Bison Bits shared with all stakeholders in a common format K-12
 - Piloting a common K-12 classroom communication platform (Bloomz)
 - Staff & Parent surveys for all new initiatives/ideas before expediting
- Continue to create opportunities for students and staff to get involved in decision making - monthly:
 - SIP Team
 - Building Council
 - Principal Council
 - Admin/Union Meeting