

Local Option Levy

Policy Issue/Situation

The current five-year local option levy will expire in 2018. The 2017-2018 proposed budget includes the fifth year funding of approximately \$30 million. This funding has enabled the district to fund approximately 300 teachers to reduce class size. The School Board is the authorizing body for an election, so discussion and preparation are key to a successful outcome next May 2018.

See chart showing classroom teacher allocations for 2016-2017.

Background Information

- **Research**
 - Review of last local option campaign- see Local Option Levy filing and flyer.
 - When to survey Beaverton community
- **Communications and outreach between now and the election**
- **Campaign Consultant** – lock in commitment early
 - Generate list of candidates to interview
 - When to hire
- **Budget required (fundraising for campaign) & organizational structure**
 - Advocacy vs. informational work

Discussion

Essential questions to consider:

- Does the School Board want to go out for a renewal next year?
- Would the School Board consider a change in the tax rate?
- What else could the local option fund if the School Board were to increase the tax rate?

RECOMMENDATION

It is recommended that the Board discuss planning for renewal of the five-year local option levy.



BEAVERTON SCHOOL DISTRICT CLASSROOM TEACHER ALLOCATION 2016-17
As of 2/28/17

School	Budgeted Enrollment	9/30/16 Enrollment	Enrollment Change	Budget		Actual		Increase
				Without Levy APU	With Levy APU	Without Levy APU	With Levy APU	
Aloha Huber (K-8)	1,030	976	(54)	39.0	46.0	38.7	45.7	
Barnes	635	631	(4)	27.5	31.5	27.2	33.2	
Beaver Acres	772	743	(29)	31.3	37.3	31.2	37.2	
Bethany	571	554	(17)	22.0	26.0	22.0	26.0	
Bonny Slope	663	622	(41)	27.0	32.0	26.0	31.0	
Cedar Mill	416	409	(7)	16.0	20.0	16.0	21.0	
Chehalem	523	494	(29)	23.2	26.2	21.9	25.9	
Cooper Mountain	484	508	24	18.0	23.0	17.8	23.8	
Elmonica	644	650	6	26.0	30.0	25.9	29.9	
Errol Hassell	478	453	(25)	20.6	22.6	19.8	21.8	
Findley	826	778	(48)	32.5	37.5	31.4	36.4	
Fir Grove	494	470	(24)	23.0	25.0	23.0	25.0	
Greenway	337	380	43	16.9	18.9	15.9	20.9	
Hazeldale	534	495	(39)	23.7	28.7	22.7	27.7	
Hiteon	686	657	(29)	28.0	32.0	28.0	32.0	
Jacob Wismer	751	702	(49)	28.0	33.0	26.5	31.5	
Kinnaman	662	682	20	29.5	34.5	28.9	33.9	
McKay	320	292	(28)	13.5	18.5	13.5	18.5	
McKinley	641	619	(22)	30.2	35.2	29.0	34.0	
Montclair	396	366	(30)	15.8	20.8	15.5	20.5	
Nancy Ryles	577	616	39	22.0	27.0	21.7	26.7	
Oak Hills	542	562	20	22.0	25.0	21.7	27.7	
Raleigh Hills (K-8)	555	577	22	23.9	27.9	22.8	29.3	
Raleigh Park	374	354	(20)	16.0	19.0	16.0	19.0	
Ridgewood	452	448	(4)	21.0	23.0	22.0	24.0	
Rock Creek	596	598	2	22.0	27.0	22.0	27.0	
Scholls Heights	540	525	(15)	21.0	25.0	21.9	26.9	
Sexton Mountain	526	506	(20)	21.0	25.0	19.7	23.7	
Springville (K-8)	1,077	1,114	37	44.6	50.6	43.1	49.1	
Terra Linda	402	393	(9)	18.1	22.1	18.0	23.0	
Vose	684	613	(71)	30.0	33.0	28.2	31.2	
West TV	370	349	(21)	15.0	20.0	15.0	20.0	
William Walker	464	470	6	20.3	24.3	20.0	25.0	
Elementary School Total	19,022	18,606	(416)	788.6	927.6	773.1	928.6	155.5



BEAVERTON SCHOOL DISTRICT CLASSROOM TEACHER ALLOCATION 2016-17

As of 2/28/17

School	Budgeted Enrollment	9/30/16 Enrollment	Enrollment Change	Budget		Actual		Increase
				Without Levy APU	With Levy APU	Without Levy APU	With Levy APU	
Cedar Park	1,027	1,006	(21)	35.6	42.6	35.2	43.0	
Conestoga	877	893	16	29.1	35.1	28.8	34.8	
Five Oaks	1,015	998	(17)	42.3	49.3	38.3	45.3	
Highland Park	857	874	17	29.1	35.1	29.1	35.9	
Meadow Park	854	848	(6)	35.3	40.8	37.0	42.5	
Mountain View	831	836	5	34.4	39.9	32.4	37.9	
Stoller	1,491	1,490	(1)	48.1	58.1	48.9	58.9	
Whitford	712	715	3	31.0	35.5	30.1	34.6	
Middle School Total	7,664	7,660	(4)	284.8	336.3	279.8	333.0	53.2
Aloha	1,944	1,899	(45)	84.6	96.4	77.4	89.2	
Beaverton	1,674	1,773	99	70.8	80.8	68.4	79.4	
Southridge	1,613	1,598	(15)	56.5	66.7	56.2	66.8	
Sunset	2,217	2,228	11	76.2	89.8	75.8	90.0	
Westview	2,610	2,576	(34)	90.9	106.9	88.6	104.8	
High School Total	10,058	10,074	16	378.9	440.5	366.4	430.2	63.8
Arts & Communication Magnet Academy (ACMA)	715	713	(2)	28.3	32.7	27.9	32.3	
Community School	174	164	(10)	13.3	14.8	12.0	13.4	
Health & Science High School	720	697	(23)	31.0	35.5	29.7	34.2	
International School of Beaverton	895	870	(25)	34.9	40.5	34.1	39.7	
School of Science & Technology	161	176	15	7.0	8.0	6.1	7.1	
Options Schools Total	2,665	2,620	(45)	114.4	131.4	109.8	126.7	16.9
Address Extreme Class Size K-12	-	-	-	7.0	29.0	-	1.6	
District Total	39,409	38,960	(449)	1,573.7	1,864.8	1,529.1	1,820.1	291.0

REVENUE TOTAL
EXPENSE TOTAL

Beginning Fund Balance 7/1/16
Projected Revenue:
Projected Expense:
Projected Fund Balance 6/30/17:

Adopted Budget	Beginning Fund Balance	2013 LOL	
	7/1/16	Year To Date Actual	Balance
\$29,353,863	\$1,480,288	\$27,406,637	\$466,939
\$29,353,863	\$0	\$16,972,535	\$12,381,328
Projection	Actual		
\$1,480,288	\$1,480,288		
\$28,000,000	\$27,406,637		
\$29,000,000	\$16,972,535		
\$480,288	\$11,914,389		



BEAVERTON

SCHOOL DISTRICT

THRIVE • CONTRIBUTE • EXCEL

Local Option Levy Measure #34-204 Election: May 21, 2013

Why • What • When • How Much

Why

Due to repeated state funding shortfalls over the past five years, Beaverton Schools has cut \$142 million from the budgets, eliminating 16 school days, 640 teaching positions and increasing class sizes at every level. Beaverton has cut administration, guidance counselors, school librarians, textbooks and learning materials. Music, physical education and art have been reduced at every level.

The new state school funding proposal would result in more cuts: eliminating teaching positions and increasing class sizes further at every school.

What

The Beaverton School District Board is proposing a 5-year Local Option Levy that could provide additional operating funds to prevent teacher cuts, restore some

previously cut teaching positions and address some extreme class sizes. The Local Option Levy could raise approximately \$15 million a year.

If approved by voters, the local option would fund 150 teaching positions.

100% of levy proceeds would remain in Beaverton Schools to fund teaching positions. None would go to Salem.

When

The local option measure will appear on the May 21, 2013 ballot. This is a vote-by-mail election, and ballots will be mailed to all registered voters by the third week in April. To be eligible to vote, you must be registered by April 30, 2013. Completed ballots must reach the county elections office by

8 p.m. on May 21, 2013. Ballots postmarked May 21, 2013 will not count. Contact the Washington County Elections Office to register 503-846-5800 or online at www.co.washington.or.us/elections.

How Much

The local option levy rate would be \$1.25 per \$1,000 of assessed value per year for five years. The actual property taxes collected would vary from property to property. For an estimate, please go to www.beaverton.k12.or.us and click on Local Option Levy.

Accountability

100% of funds go to teaching positions, none goes to administration. Annual reports to the public would be made to ensure levy funds are used as intended.

Area Ballot Drop Off Sites

Washington County Elections Office
3700 SW Murray Blvd., Beaverton

Cedar Mill Library
12505 NW Cornell Rd., Portland

West Slope Library
3678 SW 78th Ave., Portland

Beaverton Library
12375 SW 5th Street, Beaverton

Garden Home Library
7475 SW Oleson Rd., Portland

NOTICE OF LEVY ELECTION

34-204

NOTICE IS HEREBY GIVEN that on Tuesday, May 21, 2013, an election will be held within the boundaries of the Beaverton School District, in Washington and Multnomah Counties, Oregon. The election shall be conducted by mail pursuant to ORS 254.465. The following question will be submitted to the qualified voters thereof:

MAR 20 10 18 PM 13

Caption

BEAVERTON SCHOOLS LOCAL OPTION LEVY PREVENTING
CLASSROOM, TEACHING POSITION CUTS

Question

Shall District prevent teaching position cuts, protect class size; levy \$1.25 per \$1,000 assessed value for five years beginning 2013?

This Measure may cause property taxes to increase more than three percent.

Summary

The Beaverton School District serves nearly 40,000 children in 51 schools over 57 square miles.

Due to repeated state funding shortfalls over the past five years, BSD has cut \$142 million from the budgets, eliminating 16 school days, 640 teacher positions and increasing class sizes at every level.

BSD has reduced administration, maintenance, guidance counselors, school libraries, textbooks and learning materials. Music, physical education and art are reduced at every level.

The current state school funding proposal would result in more cuts: eliminating teaching positions and increasing class sizes further at every school.

The Local Option Levy will prevent these cuts, and restore some previously cut teaching positions, and address some extreme class sizes. 100% of money from the local option levy would remain in Beaverton Schools to fund teaching positions.


The levy costs \$1.25 per \$1,000 assessed property value. Homes with the median assessed value of \$233,000 would pay an additional \$24 per month.

The local option levy is projected to raise \$82 million over five years:

2013-2014:	\$15,443,366
2014-2015:	\$15,956,534
2015-2016:	\$16,467,354
2016-2017:	\$17,014,279
2017-2018:	\$17,524,707

34-204

Notice is hereby given that a Ballot Title for a measure referred by the Beaverton School District has been filed with the Elections Office of Washington and Multnomah Counties, Oregon. The Ballot Title caption is BEAVERTON SCHOOLS LOCAL OPTION LEVY PREVENTING CLASSROOM, TEACHING POSITION CUTS.



Signature of authorized District Election Authority

3/20/13

Date

Jeff Rose

Printed name of authorized District Election Authority

superintendent

Title

Beaverton School District 5 -Year Local Option Levy

Explanatory Statement

34-204

Beaverton Schools serve 40,000 students in 51 buildings over 57 square miles. The great majority of funds for Beaverton's public schools come from the state of Oregon.

NR 2019 PHL 56

Budget Cuts

Over the last five years, substantial state funding shortfalls have caused the Beaverton Schools to cut its budget by over \$142 million.

That has meant reductions in student services, including:

- Elimination of 640 teaching positions, raising class sizes at every level;
- Cancelling 16 days of school from the school year;
- Reduced guidance counseling, library and media center services, building maintenance, and reduced administration; and
- Cuts to educational programs like art, music, physical education, and more.

At the same time, student enrollment in Beaverton Schools is increasing

Over the last five years, enrollment has grown by 4.5%. This also serves to increase class sizes.

Cost Savings by Schools

At the same time, the Beaverton Schools have instituted major cost savings in other areas including:

- Beaverton is one of the few Oregon school districts that do not pay the 6% employee portion of PERS. Additionally, the Beaverton School Board adopted a Legislative Agenda that included advocacy to reform the PERS system;
- Beaverton SD spends the lowest amount of any district in the state in central administration expenses per student;
- Beaverton SD has saved \$25 million in health insurance costs, over 5 years, by staying out of the state health insurance program. Beaverton SD is also projected to save \$1.2 million in insurance premiums in the future by being self-insured;
- School Resource Officers in Beaverton's public schools are funded by Washington County Sheriff's Office and Beaverton Police Department; and
- Beaverton SD has an agreement with Tualatin Hills Park & Recreation District for community use of fields and gyms.

Why a Local Option and What it Funds for Beaverton Schools

The new state funding proposal would require additional cuts to the Beaverton School Budget.

If approved by voters, the Local Option Levy for the Beaverton Schools would fund:

- 150 teaching positions to prevent cuts that would further increase class size; and
- Lower the very largest class sizes by restoring some teaching positions that were previously eliminated.


Cost of Levy

The Local Option Levy rate is \$1.25 per \$1,000 assessed property value. The median home in Beaverton is assessed at \$233,000 ($\frac{1}{2}$ are more and $\frac{1}{2}$ are less). The median home would pay an additional \$24 a month.

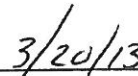
Accountability

The levy would raise approximately \$15 million a year. 100% of money goes to fund teaching positions. None goes to administration. All funds stay in the Beaverton Schools. None goes to Salem. Annual reports to the public will be made to ensure they are used as intended.

Submitted by:



Signature of Authorized Representative



Date