

8 Sections to the 2023-24 District Annual Report

1. **2023-24 Texas Academic Performance Report (PDF TAPR) - 2024 STAAR Data & CCMR Data was Reported to the Board 09/16/24**
2. **PEIMS Financial Standard Report (2022-23 Financial Actual Report) - Financial Integrity Rating System of Texas (FIRST) for UCISD was Reported to the Board 10/08/24; Annual Financial was Report Reported to the Board 12/16/24**
3. **District Accreditation Status (2022-23 School Year) - Accredited**
4. **Campus Performance Objectives - DIP and CIPs were Reported to the Board 09/16/24; Batesville 11/18/24; UDLA 12/16/24; MJH 01/23/25**
5. **Report on Violent or Criminal Incidents on Campuses**
6. **Student Performance in Postsecondary Institutions - Advanced Academics Reported to the Board 09/16/24**
7. **Progress Toward Board-adopted HB 3 Goals- Monthly campus reports during the Domain 1 review**
8. **2023-24 TAPR Glossary**



2023-2024 Texas Academic Performance Report

2023-24 Annual Performance Review

Topic	Board and Public Requirements
Texas Academic Performance Report (TAPR)	Texas Education Code Chapter 39.053 and 39.306 requires districts to hold a hearing for public discussion, publish the TAPR, and widely disseminate the report.

The 2023-24 TAPR can be found on our website by clicking here:

[District Performance Reports - UCISD](#)

2023-2024 Texas Academic Performance Report

6 Main Sections

Accountability Ratings & Results

STAAR Performance

**Attendance, Graduation, and
Dropout Rates**

**College, Career, and Military
Readiness (CCMR)**

Student Information

Staff Information

Accountability Ratings & Results

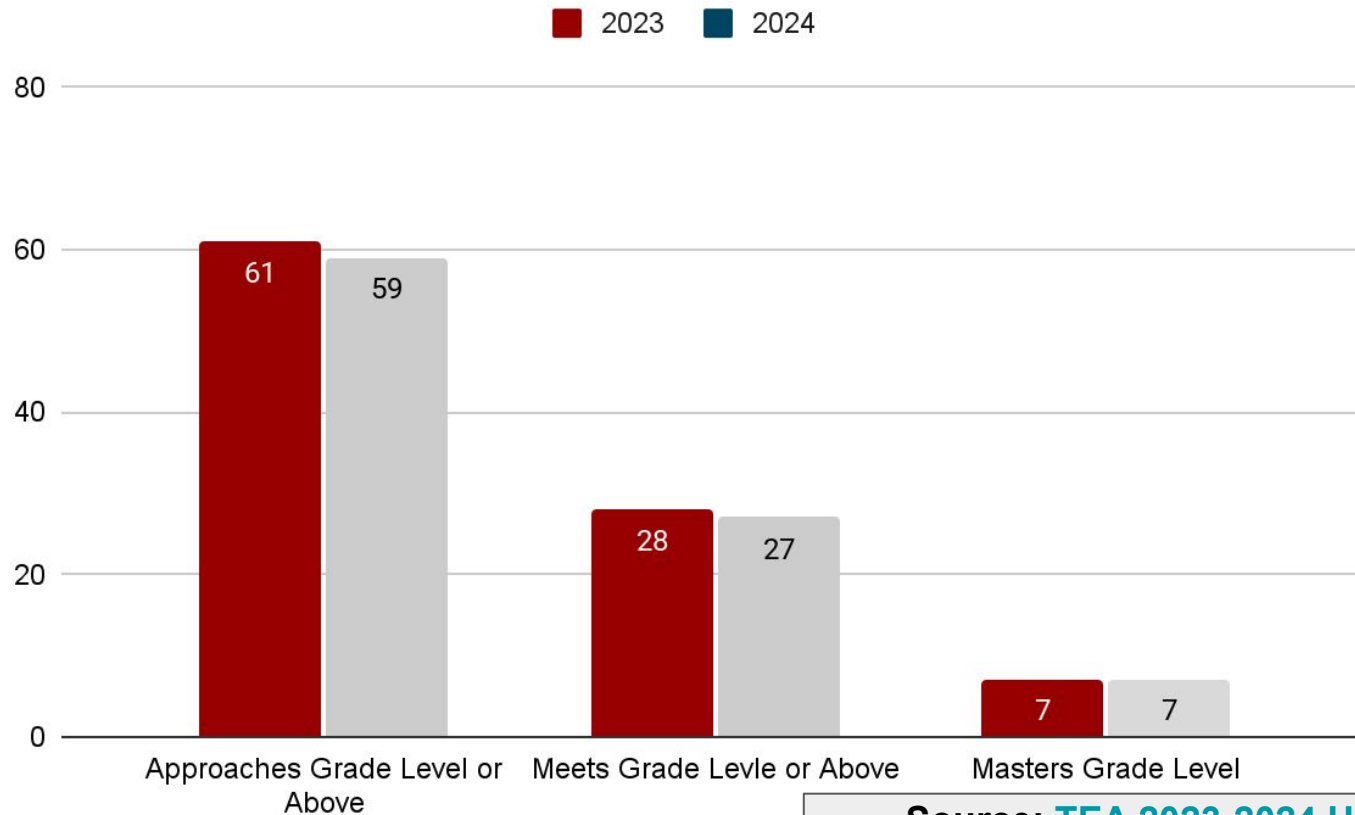


State Ratings

- ❖ 2023-2024 = TBD
- ❖ 2022-2023 = TBD

The issuance of 2023 and 2024 A-F ratings are pending and subject to change based on judicial rulings or decisions from the Legislature.

STAAR Performance All Grades - All Subjects

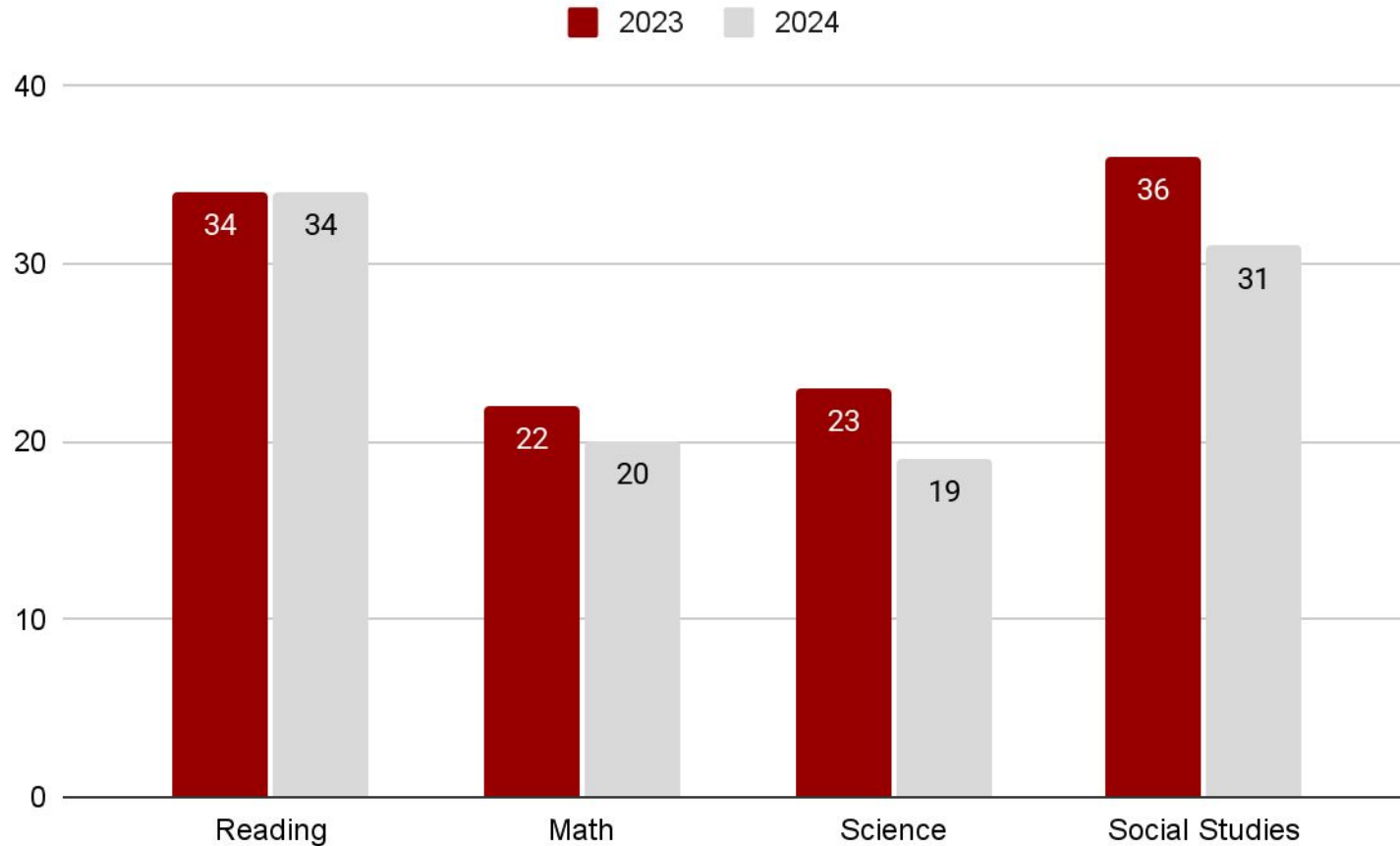


Source: [TEA 2023-2024 UCISD TAPR](#)

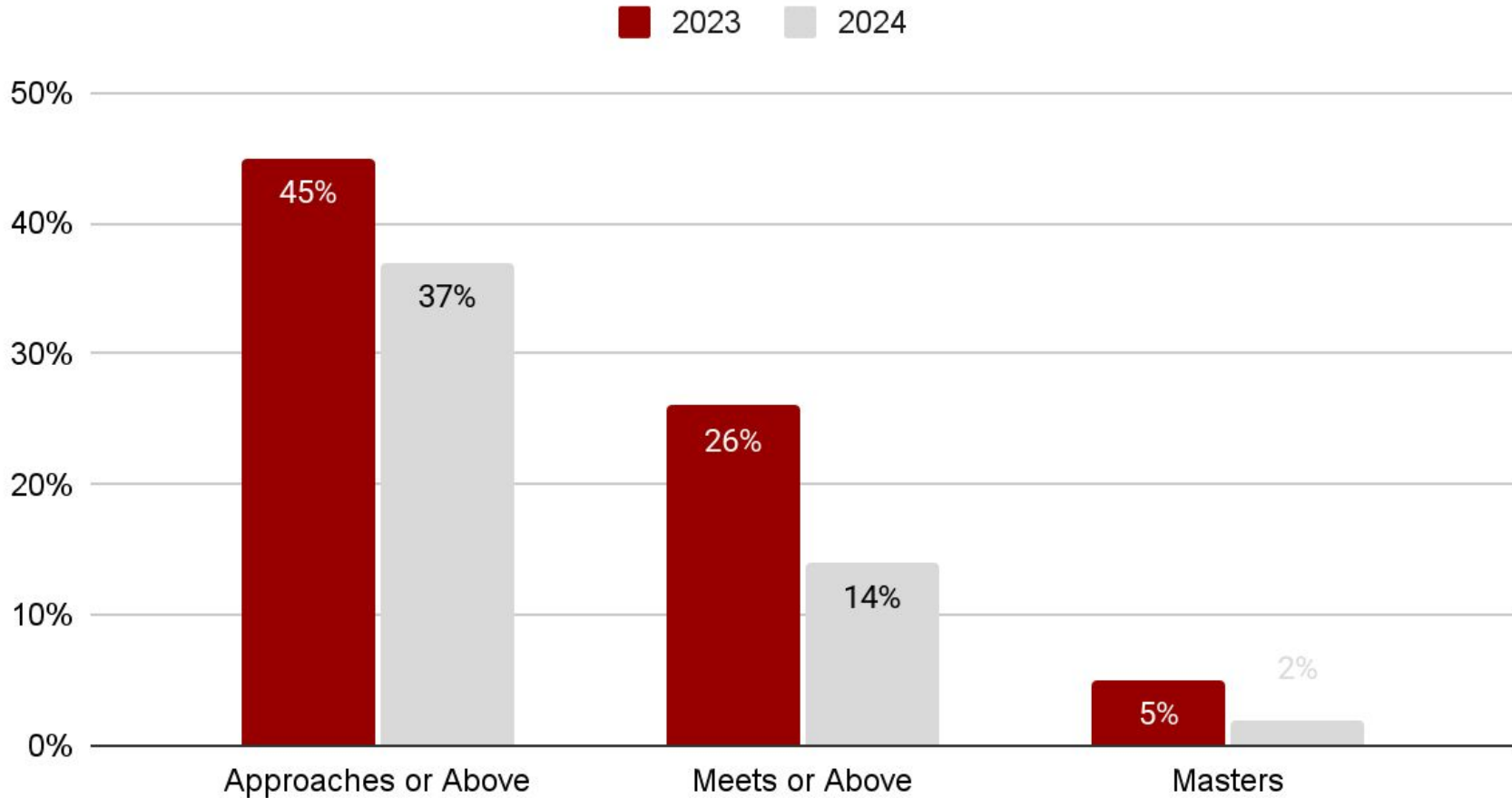
STAAR 3-8 & EOC

Meets Grade Level or Above

Source: [TEA 2023-2024 UCISD TAPR](#)



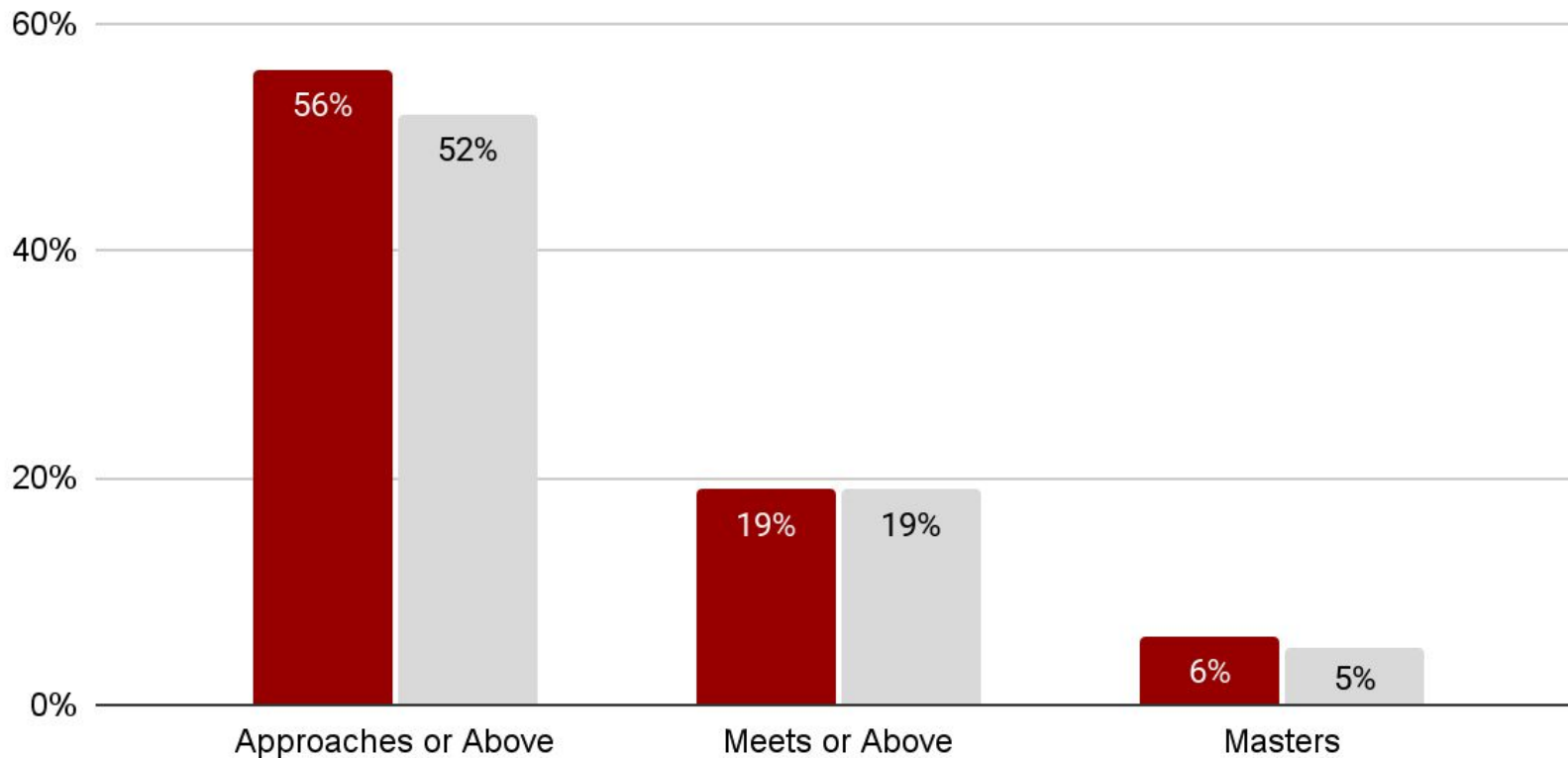
Special Education - All Grades All Subjects



Source: [TEA 2023-2024 UCISD TAPR](#)

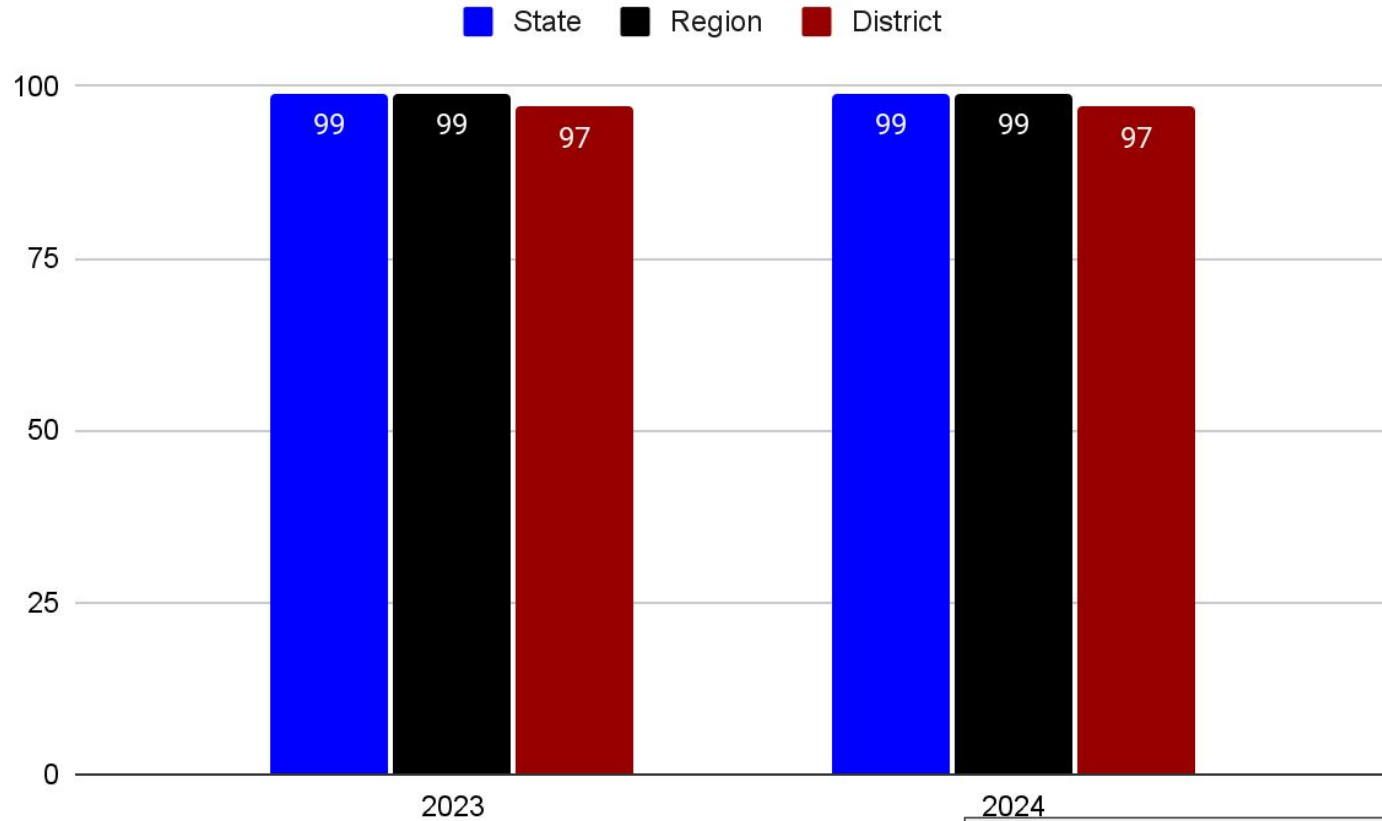
Emergent Bilingual - All Grades All Subjects

■ 2023 ■ 2024



Source: [TEA 2023-2024 UCISD TAPR](#)

STAAR Participation Rates



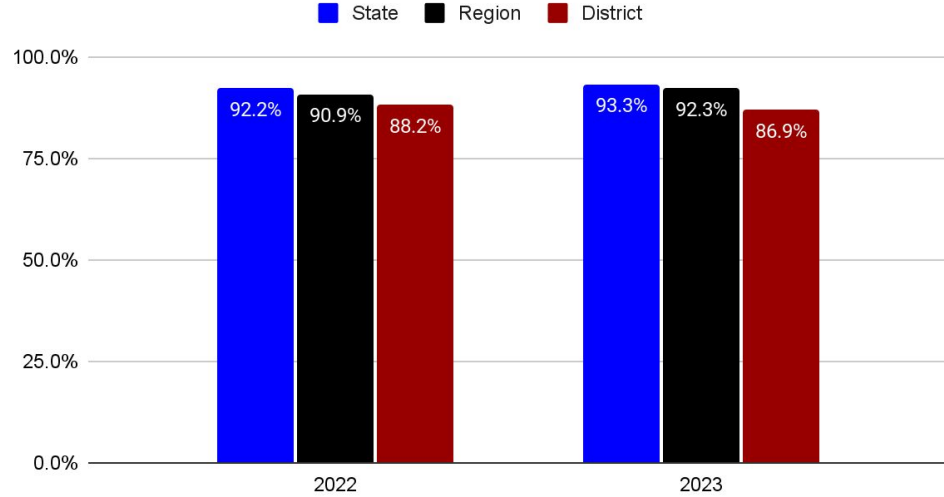
UCISD STAAR participation rates have stay within 2% of the state and region.

Regular attendance is the biggest factor in the discrepancy.

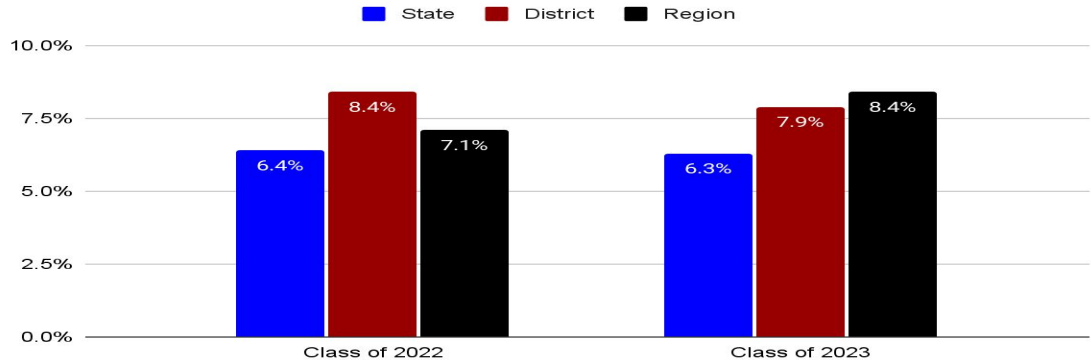
Source: [TEA 2023-2024 UCISD TAPR](#)

Attendance and Dropout Rates

Attendance Rates



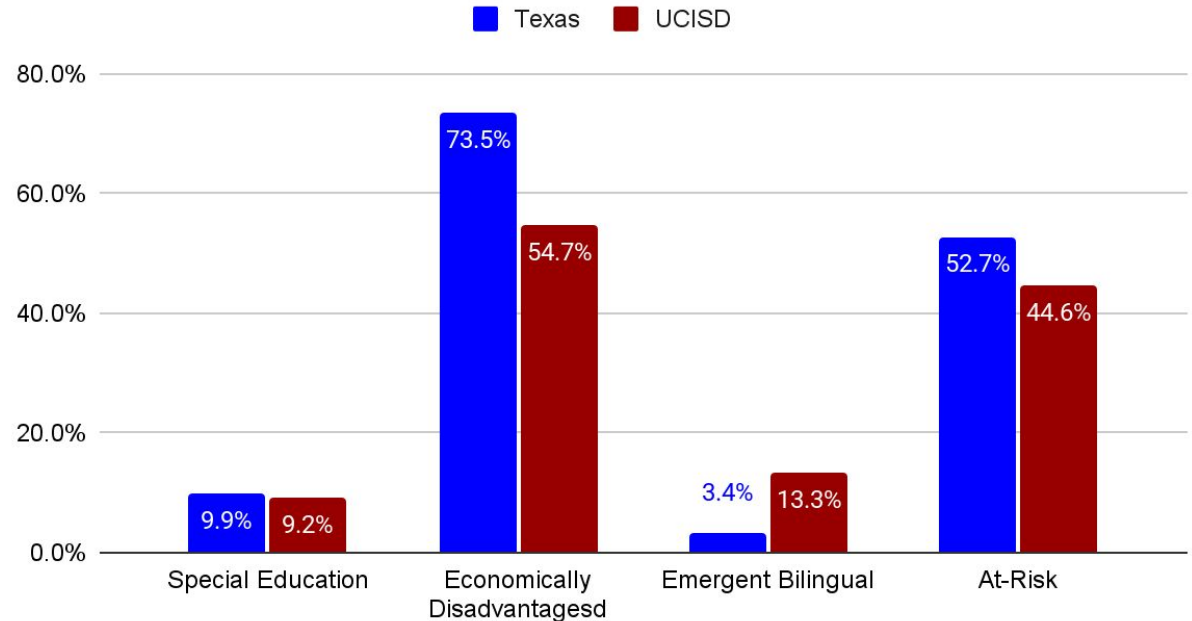
4-Year Longitudinal Dropout Rates



Graduation Rates

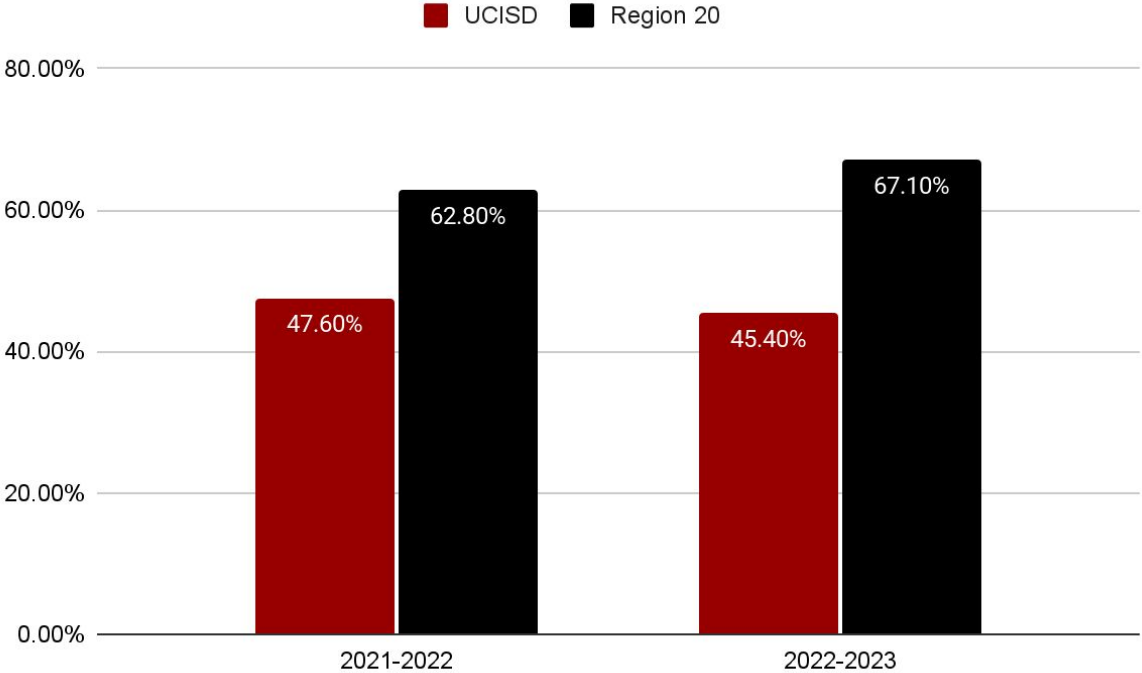
4-Year Cohort	2020	2021	2022	2023
UCISD	86.9%	88.3%	89.4%	86.2%

Percent of Annual Graduates in 2023



Source: [TEA 2023-2024 UCISD TAPR](#)

College, Career, and Military Readiness



Source: [TEA 2023-2024 UCISD TAPR](#)

District Accreditation Status (2022-23 School Year)



[Home](#) / [Student Testing and Accountability](#) / [Accountability](#) / [Accreditation Status](#)

2022-2023 Accreditation Statuses

The Texas Education Agency awards an accreditation status to each public school district and charter school. The accreditation status is based on the academic accountability rating and financial ratings from the Financial Integrity Rating System of Texas. A district or charter must be accredited by the state to operate as a public school.

The district accreditation statuses for 2022-2023 are listed below:

Show/Hide columns:

[CDN](#) | [Name](#) | [ESC](#) | [District Type](#) | [2018 FIRST Rating](#) | [2018 Accountability Rating](#) | [2019 FIRST Rating](#) | [2019 Accountability Rating](#) | [2020 FIRST Rating](#) | [2020 Accountability Rating](#) | [2021 FIRST Rating](#) | [2021 Accountability Rating](#) | [2022 FIRST Rating](#) | [2022 Accountability Rating](#) | [2022-2023 Accreditation Status](#) | [Reason For Status](#) | [Notes](#)

Show entries

Search:

CDN	DISTRICT NAME	ESC	2022 FIRST Rating	2022 Accountability Rating	2022-2023 Accreditation Status	Reason For Status	Notes
232903	UVALDE CISD	20	C - Meets Standard Achievement	B	ACCREDITED		

Source: [2022-2023 Accreditation Statuses](#)

Report on Violent or Criminal Incidents on Campuses

ESSA Unsafe School Choice Option (USCO) for 2023-2025 for All Campuses

School Year (Enrollment)	Disciplinary Action Reason Codes																Total
	(11) - Brought Firearm To School Or Unlawful Carrying Of Handgun Penal Code 46.02	(12) - Unlawful Carrying Of A Location- Restricted Knife Under Penal Code 46.02	(14) - Elements Of Offense Relating To Prohibited Weapons Under Penal Code 46.05	(16) - Arson	(17) - Murder, Capital Murder, Criminal Attempt To Commit Murder Or Capital Murder	(18) - Indecency With A Child	(19) - Aggravated Kidnapping	(29) - Aggravated Assault Penal Code 22.02 Against School District Emp/Vol	(30) - Aggravated Assault Penal Code 22.02 Against Non School District Emp/Vol	(31) - Sexual Aslt PC 22.011 Or Agg Sexual Aslt PC 22.021 Agst Non Dist Emp/Vol	(32) - Sexual Aslt PC 22.011 Or Agg Sexual Aslt PC 22.021 Agst Non Dist Emp/Vol	(36) - Felony Controlled Substance Violation	(46) - Aggravated Robbery	(47) - Manslaughter	(48) - Criminally Negligent Homicide	(57) - Continuous Sexual Abuse Of Young Child Or Children Under Penal Code 21.02	
2024–2025 (4,091)	0 (0.00%)	0 (0.00%)	0 (0.00%)	0 (0.00%)	0 (0.00%)	0 (0.00%)	0 (0.00%)	0 (0.00%)	1 (0.02%)	0 (0.00%)	0 (0.00%)	0 (0.00%)	0 (0.00%)	0 (0.00%)	0 (0.00%)	0 (0.00%)	1 (0.02%)
2023–2024 (4,194)	1 (0.02%)	0 (0.00%)	1 (0.02%)	0 (0.00%)	0 (0.00%)	1 (0.02%)	0 (0.00%)	0 (0.00%)	0 (0.00%)	0 (0.00%)	0 (0.00%)	0 (0.00%)	0 (0.00%)	0 (0.00%)	0 (0.00%)	0 (0.00%)	3 (0.07%)
2022–2023 (4,283)	0 (0.00%)	0 (0.00%)	0 (0.00%)	0 (0.00%)	0 (0.00%)	1 (0.02%)	0 (0.00%)	0 (0.00%)	0 (0.00%)	0 (0.00%)	1 (0.02%)	10 (0.23%)	0 (0.00%)	0 (0.00%)	0 (0.00%)	0 (0.00%)	12 (0.28%)
Grand Total	1	0	1	0	0	2	0	0	1	0	1	10	0	0	0	0	16

Source: ESSA Unsafe School Choice Option (USCO)

Progress on Board-Adopted HB 3 Goals

UCISD GOAL 1:

UCISD will provide all students with a high quality education to improve the overall outcomes for student academic success. In doing this, student achievement will improve at least 3% in tested subject areas in the “Meets” category by July 2025 and CCMR data will improve 20% by September 2027.

Each campus principal has/will present the status of Goal 1 during their domain review.

TAPR Glossary

2023–24 Texas Academic Performance Report (TAPR) Glossary

Cover Page

Currently, the TAPR does not include scale scores, A–F ratings or Distinction Designations. The initial release does not include the District or Campus Accountability Reports. The issuance of the A–F ratings under 2024 rule is pending and subject to change.

2024 Armed Services Vocational Aptitude Battery (ASVAB) Test (Career Exploration) (*districts serving grades 10–12*): Senate Bill 1843 requires that each school year, each school district and open-enrollment charter school provide students in grades 10–12 the opportunity to take the ASVAB and consult with a military recruiter.

Performance

STAAR: A comprehensive testing program for public school students in grades 3–8 or high school courses with end-of-course (EOC) assessments. The STAAR program is designed to measure to what extent a student has learned, understood, and is able to apply the concepts and skills expected at each grade level or after completing each course for which an EOC assessment exists. Each STAAR assessment is linked directly to the Texas Essential Knowledge and Skills (TEKS). The TEKS are the state-mandated content standards that describe what a student should know and be able to do upon completion of a course. For more information on the TEKS, see the *Texas Essential Knowledge and Skills* website at <http://tea.texas.gov/curriculum/teks/>.

Other Important Information:

STAAR (with and without accommodations) and STAAR Alternate 2. The TAPR and the Texas Performance Reporting System (TPRS) include performance on STAAR and STAAR Alternate 2.

Spanish STAAR. All STAAR assessments in grades 3, 4, and 5 are available in both English and Spanish. The TAPR and the TPRS include performance on the Spanish STAAR.

Rounding of STAAR results. STAAR performance shown on the TAPR and TPRS is rounded to whole numbers. For example, 49.877% is rounded to 50%; 49.4999% is rounded to 49%; and 59.5% is rounded to 60%.

Masking. STAAR performance rates are masked when necessary to comply with FERPA. For more information, see the Explanation of Masking at <https://rptsvr1.tea.texas.gov/perfreport/tapr/2024/masking.html>.

STAAR Performance (2023–24)

The STAAR Performance section displays performance results by grade, subject and performance level for students in the accountability subset, which are students enrolled in the same district/campus on both the snapshot date (PEIMS October snapshot) and the testing date. The STAAR Performance–All Students section of the TPRS displays STAAR performance by grade, subject, and performance level and includes all students tested, regardless of whether they were in the accountability subset.

The full document is accessible
at: [TEA TAPR Glossary](#).