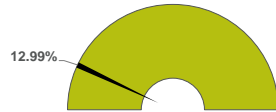


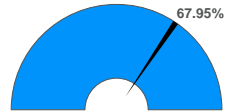
General Fund | Revenue Dashboard Summary

For the Period Ending April 30, 2020

**Projected Year-End Balances
as % of Budgeted Revenue**

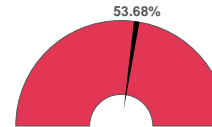


Actual YTD Revenues




*Projected YTD Revenues
68.24%*

Actual YTD by Local Sources



*Projected YTD Local Sources
51.86%*

Actual YTD by State Sources

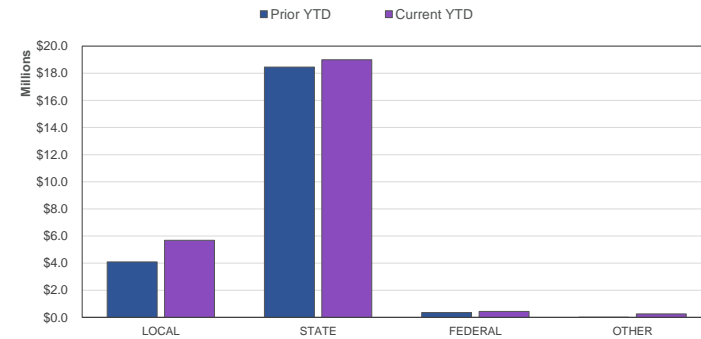


*Projected YTD State Sources
75.46%*

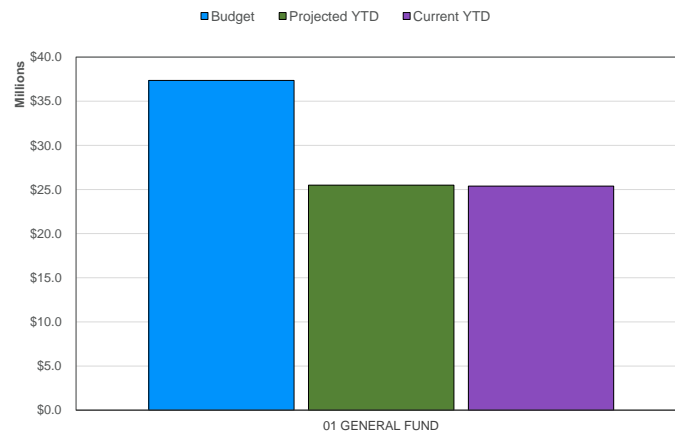
Top 10 General Fund Sources of Revenue (Year-to-Date)

General Education Aid	\$17,349,047.75
Prop Tax Levy	\$4,426,813.62
State Aid For Spec Education	\$1,267,015.60
Misc Local Revenue	\$588,414.13
Federal Aids & Grant	\$302,981.96
State Aids & Grants	\$152,297.95
Fed Aid State Loc Fiscal	\$142,606.44
Gifts And Bequests	\$134,377.45
Real Property Sales	\$126,812.40
Med Assist Fr Dept Of Hs	\$124,645.49
Percent of Total Revenues Year-to-Date	96.99%

Revenue by Source | Prior YTD vs. Current YTD



Total Revenue | Budget / Projected YTD / Current YTD



Revenue by Source | Projected YTD vs. Current YTD

