



# Era Independent School District Annual Financial Accountability Management Report

For the Year Ending June 30, 2021

**Shannon Luis, Ph.D. Superintendent of Schools**  
**Julie Maddux, Executive Director of Business Services**  
**Presented on December 12, 2022**



## **Era ISD Earns State's Highest Fiscal Accountability Rating**

Era Independent School District announces that the district received a rating of "A" for "Superior Achievement" under Texas School FIRST financial accountability rating system. The "Superior Achievement" rating is the state's highest, demonstrating the quality of Era ISD's financial management and reporting system.

School FIRST (Financial Accountability Rating System of Texas) is a financial accountability system of Texas school districts developed by the Texas Education Agency in response to Senate Bill 875 of the 76<sup>th</sup> Texas Legislature in 1999 and amendments under House Bill 5, 83<sup>rd</sup> Texas Legislature, Regular Session, 2013. The primary goal of School FIRST is to achieve quality performance in the management of school districts' financial resources, a goal made more significant due to the complexity of accounting associated with Texas school finance system.

We are proud of our Superior School FIRST rating. This rating exemplifies the emphasis we make to not only provide a quality educational opportunity for our students but also to achieve these results cost-effectively and efficiently.



Financial Integrity Rating System of Texas

2021-2022 RATINGS BASED ON SCHOOL YEAR 2020-2021 DATA - DISTRICT STATUS DETAIL

Name: <b>ERA ISD (049906)</b>	Publication Level 1: 8/2/2022 2:05:39 PM
Status: <b>Passed</b>	Publication Level 2: 8/4/2022 12:15:48 PM
Rating: A = Superior Achievement	Last Updated: 8/4/2022 12:15:48 PM
District Score: 100	Passing Score: 70

#	Indicator Description	Updated	Score
1	<u>Was the complete annual financial report (AFR) and data submitted to the TEA within 30 days of the November 27 or January 28 deadline depending on the school district's fiscal year end date of June 30 or August 31, respectively?</u>	7/12/2022 9:08:21 AM	Yes
2	<u>Was there an unmodified opinion in the AFR on the financial statements as a whole? (The American Institute of Certified Public Accountants (AICPA) defines unmodified opinion. The external independent auditor determines if there was an unmodified opinion.)</u>	5/16/2022 10:24:46 AM	Yes
3	<u>Was the school district in compliance with the payment terms of all debt agreements at fiscal year end? (If the school district was in default in a prior fiscal year, an exemption applies in following years if the school district is current on its forbearance or payment plan with the lender and the payments are made on schedule for the fiscal year being rated. Also exempted are technical defaults that are not related to monetary defaults. A technical default is a failure to uphold the terms of a debt covenant, contract, or master promissory note even though payments to the lender, trust, or sinking fund are current. A debt agreement is a legal agreement between a debtor (= person, company, etc. that owes money) and their creditors, which includes a plan for paying back the debt.)</u>	5/16/2022 10:24:46 AM	Yes
4	<u>Did the school district make timely payments to the Teachers Retirement System (TRS), Texas Workforce Commission (TWC), Internal Revenue Service (IRS), and other government agencies? (If the school district received a warrant hold and the warrant hold was not cleared within 30 days from the date the warrant hold was issued, the school district is considered to not have made timely payments and will fail critical indicator 4. If the school district was issued a warrant hold, the maximum points and highest rating that the school district may receive is 95 points, A = Superior Achievement, even if the issue surrounding the initial warrant hold was resolved and cleared within 30 days.)</u>	5/16/2022 10:24:46 AM	Yes Ceiling Passed
5	This indicator is not being scored.		
			1 Multiplier Sum
6	<u>Was the average change in (assigned and unassigned) fund balances over 3 years less than a 25 percent decrease or did the current year's assigned and unassigned fund balances exceed 75 days of operational expenditures? (If the school district fails indicator 6, the maximum points and highest rating that the school district may receive is 89 points, B = Above Standard Achievement.)</u>	5/17/2022 9:40:25 AM	Ceiling Passed
7	<u>Was the number of days of cash on hand and current investments in the general fund for the school district sufficient to cover operating expenditures (excluding facilities acquisition and construction)? See ranges below in the Determination of Points section.</u>	5/16/2022 10:24:48 AM	10
8	<u>Was the measure of current assets to current liabilities ratio for the school district sufficient to cover short-term debt? See ranges below in the Determination of Points section.</u>	5/16/2022 10:24:48 AM	10
9	<u>Did the school district's general fund revenues equal or exceed expenditures (excluding facilities acquisition and construction)? If not, was the school district's number of days of cash on hand greater than or equal to 60 days? See ranges below in the Determination of Points section.</u>	5/16/2022 10:24:48 AM	10
10	This indicator is not being scored.		10
11	<u>Was the ratio of long-term liabilities to total assets for the school district sufficient to support long-term solvency? If the school district's increase of students in membership over 5 years was 7 percent or more, then the school district automatically passes this indicator. See ranges below in the Determination of Points section.</u>	5/16/2022 10:24:50 AM	10
12	<u>Was the debt per \$100 of assessed property value ratio sufficient to support future debt repayments? See ranges below in the Determination of Points section.</u>	5/16/2022 10:24:51 AM	10
13	<u>Was the school district's administrative cost ratio equal to or less than the threshold ratio? See ranges below in the Determination of Points section.</u>	6/9/2022 10:50:31 AM	10
14	<u>Did the school district not have a 15 percent decline in the students to staff ratio over 3 years (total enrollment to total staff)? If the student enrollment did not decrease, the school district will automatically pass this indicator.</u>	5/16/2022 10:24:52 AM	10
15	This indicator is not being scored.		5
16	<u>Did the comparison of Public Education Information Management System (PEIMS) data to like information in the school district's AFR result in a total variance of less than 3 percent of all expenditures by function? (If the school district fails indicator 16, the maximum points and highest rating that the school district may receive is 89 points, B = Above Standard Achievement.)</u>	5/16/2022 10:24:52 AM	Ceiling Passed
17	<u>Did the external independent auditor report that the AFR was free of any instance(s) of material weaknesses in internal controls over financial reporting and compliance for local, state, or federal funds? (The AICPA defines material weakness.) (If the school district fails indicator 17, the maximum points and highest rating that the school district may receive is 79 points, C = Meets Standard Achievement.)</u>	5/16/2022 10:24:53 AM	Ceiling Passed

18	<a href="#">Did the external independent auditor indicate the AFR was free of any instance(s) of material noncompliance for grants, contracts, and laws related to local, state, or federal funds? (The AICPA defines material noncompliance.)</a>	5/16/2022 10:24:53 AM	10
19	<a href="#">Did the school district post the required financial information on its website in accordance with Government Code, Local Government Code, Texas Education Code, Texas Administrative Code and other statutes, laws and rules that were in effect at the school district's fiscal year end?</a>	5/16/2022 10:24:53 AM	5
20	<a href="#">Did the school board members discuss the district's property values at a board meeting within 120 days before the district adopted its budget? (If the school district fails indicator 20 the maximum points and highest rating that the school district may receive is 89 points, B = Above Standard Achievement.)</a>	5/16/2022 10:24:54 AM	Ceiling Passed
			100 Weighted Sum
			1 Multiplier Sum
			(100 Ceiling)
			100 Score

**DETERMINATION OF RATING**

<b>A.</b>	Did the school district fail any of the critical indicators 1, 2, 3, or 4? If so, the school district's rating is <b>F for Substandard Achievement</b> regardless of points earned.	
<b>B.</b>	Determine the rating by the applicable number of points.	
	<b>A = Superior Achievement</b>	90-100
	<b>B = Above Standard Achievement</b>	80-89
	<b>C = Meets Standard Achievement</b>	70-79
	<b>F = Substandard Achievement</b>	<70
<p><b>No Rating = A school district receiving territory that annexes with a school district ordered by the commissioner under TEC 13.054, or consolidation under Subchapter H, Chapter 41. No rating will be issued for the school district receiving territory until the third year after the annexation/consolidation.</b></p> <p>The school district receives an F if it scores below the minimum passing score, if it failed any critical indicator 1, 2, 3, or 4, if the AFR or the data were not both complete, or if either the AFR or the data were not submitted on time for FIRST analysis.</p>		

**CEILING INDICATORS**

Did the school district meet the criteria for any of the following <b>ceiling indicators</b> 4, 6, 16, 17, or 20? If so, the school district's applicable maximum points and rating are disclosed below. Please note, an F = Substandard Achievement Rating supersedes any rating earned as the result of the school district meeting the criteria of a ceiling indicator.		
<b>Determination of rating based on meeting ceiling criteria.</b>	<b>Maximum Points</b>	<b>Maximum Rating</b>
<b>Indicator 4</b> (Timely Payments) - School district was issued a warrant hold.	95	A = Superior Achievement
<b>Indicator 6</b> (Average Change in Fund Balance) - Response to indicator is <i>No</i> .	89	B = Above Standard Achievement
<b>Indicator 16</b> (PEIMS to AFR) - Response to indicator is <i>No</i> .	89	B = Above Standard Achievement
<b>Indicator 17</b> (Material Weaknesses) - Response to indicator is <i>No</i> .	79	C = Meets Standard Achievement
<b>Indicator 20</b> (Property Values and Tax Discussion) - Response to indicator is <i>No</i> .	89	B = Above Standard Achievement

Home Page: [Financial Accountability](#) | Send comments or suggestions to [FinancialAccountability@tea.texas.gov](mailto:FinancialAccountability@tea.texas.gov)

THE **TEXAS EDUCATION AGENCY**  
 1701 NORTH CONGRESS AVENUE • AUSTIN, TEXAS, 78701 • (512) 463-9734



Financial Integrity Rating System of Texas

2021-2022 RATINGS BASED ON 2020-2021 SCHOOL YEAR DATA INDICATOR TEST 1

Name:	ERA ISD (049906)
Indicator:	Was the complete annual financial report (AFR) and data submitted to the TEA within 30 days of the November 27 or January 28 deadline depending on the school district's fiscal year end date of June 30 or August 31, respectively?
Status	Passed
Last Updated:	7/12/2022 9:08:21 AM

FORMULA

Field	Value
Date Received	2021/11/16
<= Due Date (Fiscal Year End + Deadline in Days After Fiscal Year End)	2021/12/27

RESULT DETERMINATION REFERENCE

This indicator will be considered PASSED if the audit report was on time or filed within 30 days of the deadline.

Home Page: [Financial Accountability](#) | Send comments or suggestions to [FinancialAccountability@tea.texas.gov](mailto:FinancialAccountability@tea.texas.gov)

THE TEXAS EDUCATION AGENCY  
1701 NORTH CONGRESS AVENUE • AUSTIN, TEXAS, 78701 • (512) 463-9734



Financial Integrity Rating System of Texas

2021-2022 RATINGS BASED ON 2020-2021 SCHOOL YEAR DATA INDICATOR TEST 2

Name:	ERA ISD (049906)
Indicator:	Was there an unmodified opinion in the AFR on the financial statements as a whole? (The American Institute of Certified Public Accountants (AICPA) defines unmodified opinion. The external independent auditor determines if there was an unmodified opinion.)
Status	Passed
Last Updated:	5/16/2022 10:24:46 AM

FORMULA

Field	Value
Unmodified Opinion	true

RESULT DETERMINATION REFERENCE

This indicator will be considered PASSED if the district received an unmodified opinion in the AFR.

Home Page: [Financial Accountability](#) | Send comments or suggestions to [FinancialAccountability@tea.texas.gov](mailto:FinancialAccountability@tea.texas.gov)

THE TEXAS EDUCATION AGENCY  
1701 NORTH CONGRESS AVENUE · AUSTIN, TEXAS, 78701 · (512) 463-9734



Financial Integrity Rating System of Texas

2021-2022 RATINGS BASED ON 2020-2021 SCHOOL YEAR DATA INDICATOR TEST 3

Name:	ERA ISD (049906)
Indicator:	Was the school district in compliance with the payment terms of all debt agreements at fiscal year end? (If the school district was in default in a prior fiscal year, an exemption applies in following years if the school district is current on its forbearance or payment plan with the lender and the payments are made on schedule for the fiscal year being rated. Also exempted are technical defaults that are not related to monetary defaults. A technical default is a failure to uphold the terms of a debt covenant, contract, or master promissory note even though payments to the lender, trust, or sinking fund are current. A debt agreement is a legal agreement between a debtor (= person, company, etc. that owes money) and their creditors, which includes a plan for paying back the debt.)
Status:	Passed
Last Updated:	5/16/2022 10:24:46 AM

FORMULA

Field	Value
Not Default Disclosures	false

RESULT DETERMINATION REFERENCE

This indicator will be considered PASSED if there were no disclosures in the annual financial report and/or other sources of information concerning default on debt agreements.

Home Page: [Financial Accountability](#) | Send comments or suggestions to [FinancialAccountability@tea.texas.gov](mailto:FinancialAccountability@tea.texas.gov)

THE TEXAS EDUCATION AGENCY  
1701 NORTH CONGRESS AVENUE · AUSTIN, TEXAS, 78701 · (512) 463-9734



Financial Integrity Rating System of Texas

2021-2022 RATINGS BASED ON 2020-2021 SCHOOL YEAR DATA INDICATOR TEST 4

Name:	ERA ISD (049906)
Indicator:	Did the school district make timely payments to the Teachers Retirement System (TRS), Texas Workforce Commission (TWC), Internal Revenue Service (IRS), and other government agencies? (If the school district received a warrant hold and the warrant hold was not cleared within 30 days from the date the warrant hold was issued, the school district is considered to not have made timely payments and will fail critical indicator 4. If the school district was issued a warrant hold, the maximum points and highest rating that the school district may receive is 95 points, A = Superior Achievement, even if the issue surrounding the initial warrant hold was resolved and cleared within 30 days.)
Status	Passed
Ceiling	Passed
Last Updated:	5/16/2022 10:24:46 AM

FORMULA

Field	Value
Timely Payments to Government Agencies	<input type="text" value="true"/>

CEILING FORMULA

Field	Value
Warrant Hold Issued	<input type="text" value="false"/>


RESULT DETERMINATION REFERENCE

This indicator will be considered PASSED if the district made timely payments to the TRS, TWC, IRS, and other government agencies.

CEILING DETERMINATION

This indicator will be considered PASSED for the Ceiling if the district was not issued a warrant hold.





Financial Integrity Rating System of Texas

2021-2022 RATINGS BASED ON 2020-2021 SCHOOL YEAR DATA INDICATOR TEST 6

Name:	ERA ISD (049906)
Indicator:	Was the average change in (assigned and unassigned) fund balances over 3 years less than a 25 percent decrease or did the current year's assigned and unassigned fund balances exceed 75 days of operational expenditures? (If the school district fails indicator 6, the maximum points and highest rating that the school district may receive is 89 points, B = Above Standard Achievement.)
Ceiling:	Passed
Last Updated:	5/17/2022 9:40:25 AM

FORMULA

Field	Value
(	
(	
(	
2018-2019 Assigned and Unassigned Fund Balances	1,017,567
-	
2017-2018 Assigned and Unassigned Fund Balances	1,010,788
)	
/	
2017-2018 Assigned and Unassigned Fund Balances	1,010,788
)	
+	
(	
(	
2019-2020 Assigned and Unassigned Fund Balances	1,315,541
-	
2018-2019 Assigned and Unassigned Fund Balances	1,017,567
)	
/	
2018-2019 Assigned and Unassigned Fund Balances	1,017,567
)	
+	
(	
(	
2020-2021 Assigned and Unassigned Fund Balances	2,101,572
-	
2019-2020 Assigned and Unassigned Fund Balances	1,315,541
)	
/	
2019-2020 Assigned and Unassigned Fund Balances	1,315,541
)	
)	
/	
3	
>=	
Threshold for Three-Year Percent Change in Fund Balances	-0.25
Or	
2020-2021 Assigned and Unassigned Fund Balances	2,101,572
>	
(	
(	
2020-2021 Total Expenditures	5,909,590
-	
2020-2021 Capital Outlay	641,548
)	
/	
365	
*	
75	
)	

Mathematical Breakdown: 0.299 >= -0.25 Or 2,101,572 > 1,082,474.3836

RESULT DETERMINATION REFERENCE

CEILING DETERMINATION

This indicator will be considered PASSED for the Ceiling if the average change in fund balances over 3 years had less than a 25 percent decrease or the current year's assigned and unassigned fund balances exceed 75 days of operational expenditures.



Financial Integrity Rating System of Texas

2021-2022 RATINGS BASED ON 2020-2021 SCHOOL YEAR DATA INDICATOR TEST 7

Name:	ERA ISD (049906)
Indicator:	Was the number of days of cash on hand and current investments in the general fund for the school district sufficient to cover operating expenditures (excluding facilities acquisition and construction)? See ranges below in the Determination of Points section.
Result/Points	10
Last Updated:	5/16/2022 10:24:48 AM

FORMULA

Field	Value
(	
(	
Cash and Equivalents	1,616,650
+ Current Investments	0
)	
/	
(	
Total Expenditures	5,909,590
- Facilities Acquisition and Construction	641,548
)	
)	
*	365

Mathematical Breakdown: 112.0107

RESULT DETERMINATION REFERENCE

DETERMINATION OF POINTS					
10	8	6	4	2	0
>=90	<90 >=75	<75 >=60	<60 >=45	<45 >=30	<30

Home Page: [Financial Accountability](#) | Send comments or suggestions to [FinancialAccountability@tea.texas.gov](mailto:FinancialAccountability@tea.texas.gov)

THE TEXAS EDUCATION AGENCY  
1701 NORTH CONGRESS AVENUE · AUSTIN, TEXAS, 78701 · (512) 463-9734



Financial Integrity Rating System of Texas

2021-2022 RATINGS BASED ON 2020-2021 SCHOOL YEAR DATA INDICATOR TEST 8

Name:	ERA ISD (049906)
Indicator:	Was the measure of current assets to current liabilities ratio for the school district sufficient to cover short-term debt? See ranges below in the Determination of Points section.
Result/Points	10
Last Updated:	5/16/2022 10:24:48 AM

FORMULA

Field	Value
Current Assets	3,511,689
/ Current Liabilities	551,525
Mathematical Breakdown: 6.3672	

RESULT DETERMINATION REFERENCE

DETERMINATION OF POINTS					
10	8	6	4	2	0
>=3.00	<3.00 >=2.50	<2.50 >=2.00	<2.00 >=1.50	<1.50 >=1.00	<1.00

Home Page: [Financial Accountability](#) | Send comments or suggestions to [FinancialAccountability@tea.texas.gov](mailto:FinancialAccountability@tea.texas.gov)

THE TEXAS EDUCATION AGENCY  
1701 NORTH CONGRESS AVENUE · AUSTIN, TEXAS, 78701 · (512) 463-9734



Financial Integrity Rating System of Texas

2021-2022 RATINGS BASED ON 2020-2021 SCHOOL YEAR DATA INDICATOR TEST 9

Name:	ERA ISD (049906)
Indicator:	Did the school district's general fund revenues equal or exceed expenditures (excluding facilities acquisition and construction)? If not, was the school district's number of days of cash on hand greater than or equal to 60 days? See ranges below in the Determination of Points section.
Result/Points	10
Last Updated:	5/16/2022 10:24:48 AM

FORMULA

Field	Value
( Total Revenue	6,678,771
/ ( Total Expenditures	5,909,590
- Facilities Acquisition and Construction	641,548
)	
- 1	
)	
>= 0	
Or	
(	
( Cash and Equivalents	1,616,650
+ Current Investments	0
)	
/ ( Total Expenditures	5,909,590
- Facilities Acquisition and Construction	641,548
)	
)	
* 365	
>= Acceptable Days Cash on Hand	60

Mathematical Breakdown: 0.2678 >= 0 Or 112.0107 >= 60

RESULT DETERMINATION REFERENCE

DETERMINATION OF POINTS	
10	0
>=0%	<0%

Home Page: [Financial Accountability](#) | Send comments or suggestions to [FinancialAccountability@tea.texas.gov](mailto:FinancialAccountability@tea.texas.gov)

THE TEXAS EDUCATION AGENCY  
1701 NORTH CONGRESS AVENUE · AUSTIN, TEXAS, 78701 · (512) 463-9734



Financial Integrity Rating System of Texas

2021-2022 RATINGS BASED ON 2020-2021 SCHOOL YEAR DATA INDICATOR TEST 11

Name:	ERA ISD (049906)
Indicator:	Was the ratio of long-term liabilities to total assets for the school district sufficient to support long-term solvency? If the school district's increase of students in membership over 5 years was 7 percent or more, then the school district automatically passes this indicator. See ranges below in the Determination of Points section.
Result/Points	10
Last Updated:	5/16/2022 10:24:50 AM

FORMULA

Field	Value
(	
Long Term Liabilities	4,238,993
/	
Total Assets	11,538,687
<=	1
)	
Or	
(	
(	
2021 Total Students	470
-	
2017 Total Students	468
)	
/	
2017 Total Students	468
>=	Threshold for Five-Year Percent Increase in Students
)	0.07


Mathematical Breakdown: 0.3674 <= 1 Or 0.0043 >= 0.07

RESULT DETERMINATION REFERENCE

DETERMINATION OF POINTS					
10	8	6	4	2	0
<=0.60	>0.60 <=0.70	>0.70 <=0.80	>0.80 <=0.90	>0.90 <=1.00	>1.00

Home Page: [Financial Accountability](#) | Send comments or suggestions to [FinancialAccountability@tea.texas.gov](mailto:FinancialAccountability@tea.texas.gov)

THE TEXAS EDUCATION AGENCY  
1701 NORTH CONGRESS AVENUE · AUSTIN, TEXAS, 78701 · (512) 463-9734



Financial Integrity Rating System of Texas

2021-2022 RATINGS BASED ON 2020-2021 SCHOOL YEAR DATA INDICATOR TEST 12

Name:	ERA ISD (049906)
Indicator:	Was the debt per \$100 of assessed property value ratio sufficient to support future debt repayments? See ranges below in the Determination of Points section.
Result/Points	10
Last Updated:	5/16/2022 10:24:51 AM

FORMULA

Field	Value
( Total Local and Intermediate Sources	346,476
/ Total Revenue	353,625
)	
* Long Term Liabilities	4,238,993
* 100	
/ Assessed Property Value	189,799,014
Mathematical Breakdown: 2.1883	

RESULT DETERMINATION REFERENCE

DETERMINATION OF POINTS					
10	8	6	4	2	0
$\leq 4$	$> 4 \leq 7$	$> 7 \leq 10$	$> 10 \leq 11.5$	$> 11.5 \leq 13.5$	$> 13.5$

Home Page: [Financial Accountability](#) | Send comments or suggestions to [FinancialAccountability@tea.texas.gov](mailto:FinancialAccountability@tea.texas.gov)

THE TEXAS EDUCATION AGENCY  
1701 NORTH CONGRESS AVENUE · AUSTIN, TEXAS, 78701 · (512) 463-9734



Financial Integrity Rating System of Texas

**2021-2022 RATINGS BASED ON 2020-2021 SCHOOL YEAR DATA INDICATOR TEST 13**

Name:	<b>ERA ISD (049906)</b>
Indicator:	<b>Was the school district's administrative cost ratio equal to or less than the threshold ratio? See ranges below in the Determination of Points section.</b>
Result/Points	10
Last Updated:	6/9/2022 10:50:31 AM

**FORMULA**

Field	District Administrative Cost Ratio	Value	<input type="text" value="0.1782"/>
And	ADA		<input type="text" value="462.658"/>
Or	Sparse		<input type="text" value="FALSE"/>

**RESULT DETERMINATION REFERENCE**

DETERMINATION OF POINTS						
ADA Size	10	8	6	4	2	0
10,000 and Above	<= 0.0855	> 0.0855 <= 0.1105	> 0.1105 <= 0.1355	> 0.1355 <= 0.1605	> 0.1605 <= 0.1855	> 0.1855
5,000 to 9,999	<= 0.1000	> 0.1000 <= 0.1250	> 0.1250 <= 0.1500	> 0.1500 <= 0.1750	> 0.1750 <= 0.2000	> 0.2000
1,000 to 4,999	<= 0.1151	> 0.1151 <= 0.1401	> 0.1401 <= 0.1651	> 0.1651 <= 0.1901	> 0.1901 <= 0.2151	> 0.2151
500 to 999	<= 0.1311	> 0.1311 <= 0.1561	> 0.1561 <= 0.1811	> 0.1811 <= 0.2061	> 0.2061 <= 0.2311	> 0.2311
Less than 500	<= 0.2404	> 0.2404 <= 0.2654	> 0.2654 <= 0.2904	> 0.2904 <= 0.3154	> 0.3154 <= 0.3404	> 0.3404
Sparse	<= 0.3364	> 0.3364 <= 0.3614	> 0.3614 <= 0.3864	> 0.3864 <= 0.4114	> 0.4114 <= 0.4364	> 0.4364

Home Page: [Financial Accountability](#) | Send comments or suggestions to [FinancialAccountability@tea.texas.gov](mailto:FinancialAccountability@tea.texas.gov)

THE TEXAS EDUCATION AGENCY  
1701 NORTH CONGRESS AVENUE · AUSTIN, TEXAS, 78701 · (512) 463-9734



Financial Integrity Rating System of Texas

2021-2022 RATINGS BASED ON 2020-2021 SCHOOL YEAR DATA INDICATOR TEST 14

Name:	ERA ISD (049906)
Indicator:	Did the school district not have a 15 percent decline in the students to staff ratio over 3 years (total enrollment to total staff)? If the student enrollment did not decrease, the school district will automatically pass this indicator.
Result/Points	10
Last Updated:	5/16/2022 10:24:52 AM

FORMULA

Field	Value
(	
2020-2021 Total Enrollment	472
/	
2020-2021 Number of FTE Staff	63.2437
)	
/	
(	
2018-2019 Total Enrollment	485
/	
2018-2019 Number of FTE Staff	60.3374
)	
-	
1	
>	
Threshold for Three-Year Percent Change in Ratio	-0.15
Or	
2020-2021 Total Enrollment	472
-	
2018-2019 Total Enrollment	485
>	
0	
Mathematical Breakdown: $-0.0715 > -0.15$ Or $-13 > 0$	


RESULT DETERMINATION REFERENCE

DETERMINATION OF POINTS	
10	0
Yes	No

Home Page: [Financial Accountability](#) | Send comments or suggestions to [FinancialAccountability@tea.texas.gov](mailto:FinancialAccountability@tea.texas.gov)

THE TEXAS EDUCATION AGENCY  
1701 NORTH CONGRESS AVENUE · AUSTIN, TEXAS, 78701 · (512) 463-9734





Financial Integrity Rating System of Texas

2021-2022 RATINGS BASED ON 2020-2021 SCHOOL YEAR DATA INDICATOR TEST 16

Name:	ERA ISD (049906)
Indicator:	Did the comparison of Public Education Information Management System (PEIMS) data to like information in the school district's AFR result in a total variance of less than 3 percent of all expenditures by function? (If the school district fails indicator 16, the maximum points and highest rating that the school district may receive is 89 points, B = Above Standard Achievement.)
Ceiling:	Passed
Last Updated:	5/16/2022 10:24:52 AM

FORMULA

Field	Value
Sum of Differences	20
/ Denominator	5,909,586
< Acceptable Level of Variance	.03

Mathematical Breakdown:  $0 < 0.03$


RESULT DETERMINATION REFERENCE

CEILING DETERMINATION

This indicator will be considered PASSED for the Ceiling if the comparison of PEIMS expenditure data to AFR data has a total variance of less than 3 percent.

Home Page: [Financial Accountability](#) | Send comments or suggestions to [FinancialAccountability@tea.texas.gov](mailto:FinancialAccountability@tea.texas.gov)

THE TEXAS EDUCATION AGENCY  
1701 NORTH CONGRESS AVENUE • AUSTIN, TEXAS, 78701 • (512) 463-9734



Financial Integrity Rating System of Texas

2021-2022 RATINGS BASED ON 2020-2021 SCHOOL YEAR DATA INDICATOR TEST 19

Name:	ERA ISD (049906)
Indicator:	Did the school district post the required financial information on its website in accordance with Government Code, Local Government Code, Texas Education Code, Texas Administrative Code and other statutes, laws and rules that were in effect at the school district's fiscal year end?
Result/Points	5
Last Updated:	5/16/2022 10:24:53 AM

FORMULA

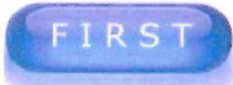
Field Required Financial Postings	Value <input type="text" value="true"/>
--------------------------------------	--

RESULT DETERMINATION REFERENCE

DETERMINATION OF POINTS	
5	0
Yes	No

Home Page: [Financial Accountability](#) | Send comments or suggestions to [FinancialAccountability@tea.texas.gov](mailto:FinancialAccountability@tea.texas.gov)

THE TEXAS EDUCATION AGENCY  
1701 NORTH CONGRESS AVENUE • AUSTIN, TEXAS, 78701 • (512) 463-9734



Financial Integrity Rating System of Texas

2021-2022 RATINGS BASED ON 2020-2021 SCHOOL YEAR DATA INDICATOR TEST 20

Name:	ERA ISD (049906)
Indicator:	Did the school board members discuss the district's property values at a board meeting within 120 days before the district adopted its budget? (If the school district fails indicator 20 the maximum points and highest rating that the school district may receive is 89 points, B = Above Standard Achievement.)
Ceiling:	Passed
Last Updated:	5/16/2022 10:24:54 AM

FORMULA

Field	Value
Board Property Value Discussion	<input type="text" value="true"/>

RESULT DETERMINATION REFERENCE

CEILING DETERMINATION

This indicator will be considered PASSED for the Ceiling if the school board discussed property values at a meeting within 120 days before the district adopted its budget.

Home Page: [Financial Accountability](#) | Send comments or suggestions to [FinancialAccountability@tea.texas.gov](mailto:FinancialAccountability@tea.texas.gov)

THE TEXAS EDUCATION AGENCY  
1701 NORTH CONGRESS AVENUE • AUSTIN, TEXAS, 78701 • (512) 463-9734



---

## ***DISCLOSURES***

Reporting requirements for the financial management report for School FIRST public hearing are found in **Title 19 Texas Administrative Code Chapter 109, Budgeting, Accounting, and Auditing, Subchapter AA, Commissioner's Rules Concerning Financial Accountability Rating System**. This rule describes requirements for the six (6) disclosures explained below that are to be presented as appendices in the School FIRST financial management report.



---

## **DISCLOSURES**

### **1. Superintendent's Employment Contract**

The school district is to provide a copy of the superintendent's employment contract that is effective on the date of the School FIRST hearing in calendar year 2022. In lieu of publication in the School FIRST financial management report, the school district may choose to publish the superintendent's employment contract on the school district's Internet site. **If published on the Internet**, the contract is to remain accessible for twelve months.



# DISCLOSURES

## 2. Reimbursements Received by the Superintendent and Board Members for Fiscal Year 2021

For the Twelve-month Period Ended June 30, or August 31, 2021	Dr. Shannon Luis Superintendent	J. Eaton Board Member 1	J. Brown Board Member 2	A. Anderle Board Member 3	T. Reiter Board Member 4	J. Hunter Board Member 5	K. Weaver Board Member 6	C. Greer Board Member 7
Description of Reimbursements								
Meals	\$	\$	\$	\$	\$	\$	\$	\$
Lodging								
Transportation								
Motor Fuel								
Other Uniform		150.00						
Total	\$0.00	\$150.00	\$0.00	\$0.00	\$0.00	\$0.00	\$0.00	\$0.00

**Note** – The spirit of the rule is to capture all “reimbursements” for fiscal year 2021, regardless of the manner of payment, including direct pay, credit card, cash, and purchase order. Reimbursements to be reported per category include:

**Meals** – Meals consumed off of the school district’s premises, and in-district meals at area restaurants (excludes catered meals for board meetings).

**Lodging** - Hotel charges.

**Transportation** - Airfare, car rental (can include fuel on rental), taxis, mileage reimbursements, leased cars, parking and tolls.

**Motor fuel** – Gasoline.

**Other** - Registration fees, telephone/cell phone, internet service, fax machine, and other reimbursements (or on-behalf of) to the superintendent and board member not defined above.



# DISCLOSURES

## 3. Outside Compensation and/or Fees Received by the Superintendent for Professional Consulting and/or Other Personal Services in Fiscal Year 2021

For the Twelve-Month Period Ended June 30, or August 31, 2021	Dr. Luis
Name(s) of Entity(ies)	\$
None	
Total	\$0.00

**Note** – Compensation does not include business revenues from the superintendent’s livestock or agricultural-based activities on a ranch or farm. Report gross amount received (do not deduct business expenses from gross revenues). Revenues generated from a family business that have no relationship to school district business are not to be disclosed.



# DISCLOSURES

## 4. Gifts Received by the Executive Officer(s) and Board Members (and First Degree Relatives, if any) in Fiscal Year 2021

For the Twelve-Month Period Ended June 30, or August 31, 2021	S. Luis	J. Eaton	J. Brown	A. Anderle	T. Reiter	J. Hunter	K. Weaver	C. Greer
	Superintendent	Board Member 1	Board Member 2	Board Member 3	Board Member 4	Board Member 5	Board Member 6	Board Member 7
Summary Amounts	\$0.00	\$0.00	\$0.00	\$0.00	\$0.00	\$0.00	\$0.00	\$0.00

**Note** – An executive officer is defined as the superintendent, unless the board of trustees or the district administration names additional staff under this classification. Gifts received by first degree relatives, if any, will be reported under the applicable school official.





# DISCLOSURES

## 5. Business Transactions Between School District and Board Members for Fiscal Year 2021

For the Twelve-Month Period Ended June 30, or August 31, 2021	J. Eaton Board Member 1	J. Brown Board Member 2	A. Anderle Board Member 3	T. Reiter Board Member 4	J. Hunter Board Member 5	K. Weaver Board Member 6	C Greer Board Member 7
Summary Amounts	\$0.00	\$0.00	\$0.00	\$0.00	\$0.00	\$0.00	\$0.00

**Note** - The summary amounts reported under this disclosure are not to duplicate the items reported in the summary schedule of reimbursements received by board members.



---

## ***DISCLOSURES***

6. Any other information the board of trustees of the school district or open-enrollment charter school determines to be useful.



## GLOSSARY

---

**Accounting:** A standard school fiscal accounting system must be adopted and installed by the board of trustees of each school district. The accounting system must conform to generally accepted accounting principles. This accounting system must also meet at least the minimum requirements prescribed by the state board of education, subject to review and comment by the state auditor.

**Ad Valorem Property Tax:** Literally the term means "according to value." Ad valorem taxes are based on a fixed proportion of the value of the property with respect to which the tax is assessed. They require an appraisal of the taxable subject matter's worth. General property taxes are almost invariably of this type. Ad valorem property taxes are based on ownership of the property, and are payable regardless of whether the property is used or not and whether it generates income for the owner (although these factors may affect the assessed value).

**Adopted Tax Rate:** The tax rate set by the school district to meet its legally adopted budget for a specific calendar year.

**All Funds:** A school district's accounting system is organized and operated on a fund basis where each fund is a separate fiscal entity in the school district much the same as various corporate subsidiaries are fiscally separate in private enterprise. All Funds refers to the combined total of all the funds listed below:

- The General Fund
- Special Revenue Funds (Federal Programs, Federally Funded Shared Services, State Programs, Shared State/Local Services, Local Programs)
- Debt Service Funds
- Capital Projects Funds
- Enterprise Funds for the National School Breakfast and Lunch Program

**Assessed Valuation:** A valuation set upon real estate or other property by a government as a basis for levying taxes.

**Assigned Fund Balance:** The assigned fund balance represents tentative plans for the future

use of financial resources. Assignments require executive management (per board policy to assign this responsibility to executive management prior to end of fiscal year) action to earmark fund balance for bona fide purposes that will be fulfilled within a reasonable period of time. The assignment and dollar amount for the assignment may be determined after the end of the fiscal year when final fund balance is known.

**Auditing:** Accounting documents and records must be audited annually by an independent auditor. Texas Education Agency (TEA) is charged with review of the independent audit of the local education agencies.

**Beginning Fund Balance:** The General Fund balance on the first day of a new school year. For most school districts this is equivalent to the fund balance at the end of the previous school year.

**Budget:** The projected financial data for the current school year. Budget data are collected for the general fund, food service fund, and debt service fund.

**Budgeting:** Not later than August 20 of each year, the superintendent (or designee) must prepare a budget for the school district if the fiscal year begins on September 1. (For those districts with fiscal years beginning July 1, this date would be June 20.) The legal requirements for funds to be budgeted are included in the Budgeting module of the TEA Resource Guide. The budget must be adopted before expenditures can be made, and this adoption must be prior to the setting of the tax rate for the budget year. The budget must be itemized in detail according to classification and purpose of expenditure, and must be prepared according to the rules and regulations established by the state board of education. The adopted budget, as necessarily amended, shall be filed with TEA through the Public Education Information Management System (PEIMS) as of the date prescribed by TEA.

**Capital Outlay:** This term is used as both a Function and an Object. Expenditures for land, buildings, and equipment are covered under Object 6600. The amount spent on acquisitions, construction, or major renovation of school



## GLOSSARY

---

district facilities are reported under Function 80.

**Capital Project Funds:** Fund type used to account for financial resources to be used for the acquisition or construction of major capital facilities (other than those financed by proprietary funds and trust funds.)

**Cash:** The term, as used in connection with cash flows reporting, includes not only currency on hand, but also demand deposits with banks or other financial institutions. Cash also includes deposits in other kinds of accounts or cash management pools that have the general characteristics of demand deposit accounts in that the governmental enterprise may deposit additional cash at any time and also effectively may withdraw cash at any time without prior notice or penalty.

**Chapter 41:** A key "equity" chapter in the Texas Education Code (TEC) is Chapter 41. This chapter is devoted to wealth equalization through the mechanism of recapture, the recovery of financial resources from districts defined by the state as high property wealth. Resources are recovered for the purpose of sharing them with low-wealth districts. Districts that are subject to the provisions of Chapter 41 must make a choice among several options in order to reduce their property wealth and share financial resources.

**Committed Fund Balance:** The committed fund balance represents constraints made by the board of trustees for planned future use of financial resources through a resolution by the board, for various specified purposes including commitments of fund balance earned through campus activity fund activities. Commitments are to be made as to purpose prior to the end of the fiscal year. The dollar amount for the commitment may be determined after the end of the fiscal year when final fund balance is known.

**Comptroller Certified Property Value:** The district's total taxable property value as certified by the Comptroller's Property Tax Division (Comptroller Valuation).

**Days of Cash on Hand:** The number of days the school district can disburse funds for its operating expenditures without receiving any

new revenues.

**Debt Service Fund:** Governmental fund type used to account for the accumulation of resources for, and the payment of, general long-term debt principal and interest.

**Debt Services:** Two function areas (70 and 71) and one Object (6500) are identified using this terminology "debt services." Function 70 is a major functional area that is used for expenditures that are used for the payment of debt principal and interest including Function 71. Expenditures that are for the retirement of recurring bond, capital lease principal, and other debt, related debt service fees, and for all debt interest fall under Function 71. Object 6500 covers all expenditures for debt service.

**Debt Service Coverage Ratio:** This ratio measures an organization's ability to make debt principal and interest payments that will become due during the year.

**Deferred Revenue:** Resource inflows that do not yet meet the criteria for revenue recognition. Unearned amounts are always reported as deferred revenue. In governmental funds, earned amounts also are reported as deferred revenue until they are available to liquidate liabilities of the current period.

**Effective Tax Rate:** Provides the unit with approximately the same amount of revenue it had the year before on properties taxes in both years. A comparison of the effective tax rate to the taxing unit's proposed tax rate shows if there will be a tax increase.

**Ending Fund Balance:** The amount of unencumbered surplus fund balance reported by the district at the end of the specified school year. For most school districts this will be equivalent to the fund balance at the beginning of the next school year.

**Excess (Deficiency):** Represents receivables due (excess) or owed (deficiency) at the end of the school year. This amount is recorded as Asset Object 1200.

**Existing Debt Allotment (EDA):** Is the amount



## GLOSSARY

---

of state funds to be allocated to the district for assistance with existing debt.

**Federal Revenues:** Revenues paid either directly to the district or indirectly through a local or state government entity for Federally-subsidized programs including the School Breakfast Program, National School Lunch Program, and School Health and Related Services Program. This amount is recorded as Revenue Object 5900.

**Fiscal Year:** A period of 12 consecutive months legislatively selected as a basis for annual financial reporting, planning, and budgeting. The fiscal year may run September 1 through August 31 or July 1 through June 30.

**Foundation School Program (FSP) Status:** The Foundation School Program (FSP) is the shared financial arrangement between the state and the school district, where property taxes are blended with revenues from the state to cover the cost of basic and mandated programs. The nature of this arrangement falls in one of the following status categories: Regular, Special Statutory, State Administered, Education Service Center, or Open Enrollment Charter School District.

**FTE: Full-Time Equivalent** measures the extent to which one individual or student occupies a full-time position or provides instruction, e.g., a person who works four hours a day or a student that attends a half of a day represents a .5 FTE.

**Function:** Function codes identify the expenditures of an operational area or a group of related activities. For example, in order to provide the appropriate atmosphere for learning, school districts transport students to school, teach students, feed students and provide health services. Each of these activities is a function. The major functional areas are:

- Instruction and Instructional-Related Services
- Instructional and School Leadership
- Support Services - Student
- Administrative Support Services
- Support Services; Non-Student Based
- Ancillary Services

- Debt Service
- Capital Outlay
- 90 Intergovernmental Charges

**Fund Balance:** The difference between assets and liabilities reported in a governmental fund.

**General Administration:** The amount spent on managing or governing the school district as an overall entity. Expenditures associated with this functional area are reported under Function 41.

**General Fund:** This fund finances the fundamental operations of the district in partnership with the community. All revenues and expenditures not accounted for by other funds are included. This is a budgeted fund and any fund balances are considered resources available for current operations.

**I&S Tax Rate:** The tax rate calculated to provide the revenues needed to cover Interest and Sinking (I&S) (also referred to as Debt Service). I&S includes the interest and principal on bonds and other debt secured by property tax revenues.

**Incremental Costs:** The amount spent by a school district with excess wealth per WADA on the purchase of attendance credits either from the state or from other school district(s). Expenditures associated with this functional area are reported under Function 92.

**Instruction:** The amount spent on direct classroom instruction and other activities that deliver, enhance or direct the delivery of learning situations to students regardless of location or medium. Expenditures associated with this functional area are reported under Function 11.

**Instructional Facilities Allotment (IFA):** (State Aid) Provides assistance to school districts in making debt service payments on qualifying bonds and lease-purchase agreements. Proceeds must be used for the construction or renovation of an instructional facility.

**Intergovernmental Charges:** "Intergovernmental" is a classification used when one governmental unit transfers resources



## GLOSSARY

---

to another. In particular, when a Revenue Sharing District purchases WADA or where one school district pays another school district to educate transfer students. Expenditures associated with this functional area are reported under Function 90.

**Investments in Capital Assets, Net of Related Debt:**

One of three components of Net Position that must be reported in both government-wide and proprietary fund financial statements. Related debt, for this purpose, includes the outstanding balances of any bonds, mortgages, notes, or other borrowings that are attributable to the acquisition, construction, or improvement of capital assets of the government.

**Local & Intermediate Revenues:** All revenues from local taxes and other local and intermediate revenues. For specifics, see the definitions for Local Tax and Other Local & Intermediate Revenues. This amount is recorded under Object 5700.

**Local Tax:** This is all revenues from local real and personal property taxes, including recaptured funds from 1) Contracted Instructional Services Between Public Schools (Function 91) and 2) Incremental Costs associated with Chapter 41 of the Texas Education Code (Function 92).

**M&O Tax Rate:** The tax rate calculated to provide the revenues needed to cover Maintenance & Operations (M&O). M&O includes such things as salaries, utilities, and day-to-day operations.

**Modified Opinion:** Term used in connection with financial auditing. A modification of the independent auditor's report means there exists one or more specific exceptions to the auditor's general assertion that the district's financial statements present fairly the financial information contained therein according to generally accepted accounting principles.

**Nonspendable Fund Balance:** The portion of fund balance that is in non-liquid form, including inventories, prepaid items, deferred

expenditures, long-term receivables and encumbrances (if significant). Nonspendable fund balance may also be in the form of an endowment fund balance that is required to remain intact.

**Object:** An object is the highest level of accounting classification used to identify either the transaction posted or the source to which the associated monies are related. Each object is assigned a code that identifies in which of the following eight major object groupings it belongs:

- 1000 Assets
- 2000 Liabilities
- 3000 Fund Balances
- 5000 Revenue
- 6000 Expenditures/Expenses
- 7000 Other Resources/NonOperating Revenue/Residual Equity Transfers In
- 8000 Other Uses/NonOperating Revenue/Residual Equity Transfers Out

**Operating Expenditures:** A wide variety of expenditures necessary to a district's operations fall into this category with the largest portion going to payroll and related employee benefits and the purchase of goods and services.

**Operating Expenditures/Student:** Total Operating Expenditures divided by the total number of enrolled students.

**Operating Revenues and Expenses:** Term used in connection with the proprietary fund statement of revenues, expenses, and changes in Net Position. The term is not defined as such in the authoritative accounting and financial reporting standards, although financial statement preparers are advised to consider the definition of operating activities for cash flows reporting in establishing their own definition.

**Other Local & Intermediate Revenues:** All local and intermediate revenues NOT from local real and personal property taxes including:

- Revenues Realized as a Result of Services Rendered to Other School Districts
- Tuition and Fees
- Rental payments, interest, investment income



## GLOSSARY

---

- Sale of food and revenues from athletic and extra/co-curricular activities
- Revenues from counties, municipalities, utility districts, etc.

**Other Operating Costs:** Expenditures necessary for the operation of the school district that are NOT covered by Payroll Costs, Professional and Contracted Services, Supplies and Materials, Debt Services, and Capital Outlay fall into this category and include travel, Insurance and bonding costs, election costs, and depreciation. This amount is recorded as Expenditure/Expense Object 6400.

**Other Resources:** This amount is credited to total actual other resources or non-operating revenues received or residual equity transfers in. This amount is recorded under Object 7020.

### Payments for Shared Services

**Arrangements:** Payments made either from a member district to a fiscal agent or payments from a fiscal agent to a member district as part of a Shared Services Arrangement (SSA). The most common types of SSAs relate to special education services, adult education services, and activities funded by the Elementary and Secondary Education Act (ESEA). Expenditures associated with this functional area are reported under Function 93.

**Payroll:** Payroll costs include the gross salaries or wages and benefit costs for services or tasks performed by employees at the general direction of the school district. This amount is recorded as Expenditure/Expense Object 6100. *(NOTE: Payroll amounts do not include salaries for contract workers, e.g., for food service and maintenance. Therefore, this figure will vary significantly between districts and campuses that use contract workers and those that do not.)*

**PEIMS:** A state-wide data management system for public education information in the State of Texas. One of the basic goals of PEIMS, as adopted by the State Board of Education in 1986, is to improve education practices of local school districts. PEIMS is a major improvement over previous information

sources gathered from aggregated data available on paper reports. School districts submit their data via standardized computer files. These are defined in a yearly publication, the PEIMS Data Standards.

**Plant Maintenance & Operations:** The amount spent on the maintenance and operation of the physical plant and grounds and for warehousing and receiving services. Expenditures associated with this functional area are reported under Function 51.

**Property /Refined ADA:** The district's Comptroller Certified Property Value divided by its total Refined ADA.

**Property/WADA:** The district's Comptroller Certified Property Value divided by its total WADA.

**Refined ADA:** Refined Average Daily Attendance (also called RADA) is based on the number of days of instruction in the school year. The aggregate eligible days attendance is divided by the number of days of instruction to compute the refined average daily attendance.

**Restricted Fund Balance:** This is the portion of fund balance that has externally enforceable constraints made by outside parties.

**Revenues:** Any increase in a school district's financial resources from property taxes, foundation fund entitlements, user charges, grants, and other sources. Revenues fall into the three broad sources of revenues: Local & Intermediate; State; and Federal.

**Robin Hood Funds: See Wealth Equalization Transfer.**

**Rollback Tax Rate:** Provides governments other than school districts with approximately the same amount of tax revenue it spent the previous year for day-to-day operations plus an extra 8 percent cushion, and sufficient funds to pay its debts in the coming year. For school districts, the M&O portion of the rollback tax rate allows school districts to add four cents (\$0.04)



## GLOSSARY

---

to the lesser of the prior tax year compressed operating tax rate or the effective M&O rate to generate operating funds. School districts will get to add to the compressed operating rate any additional cents approved by voters at a 2006 or subsequent rollback election, not 8 percent. The rollback rate is the highest rate that the taxing unit may adopt before voters can petition for an election to roll back the adopted rate to the rollback rate. For school districts, no petition is required; it's an automatic election if the adopted rate exceeds the rollback rate.

**School Year:** The twelve months beginning September 1 of one year and ending August 31 of the following year or beginning July 1 and ending June 30. Districts now have two options.

**Special Revenue Fund:** A governmental fund type used to account for the proceeds of specific revenue sources (other than for major capital projects) that are legally restricted to expenditures for specified purposes.

**State Revenues:** Revenues realized from the Texas Education Agency, other state agencies, shared services arrangements, or allocated on the basis of state laws relating to the Foundation School Program Act. This amount is recorded as Revenue Object 5800.

**Unassigned Fund Balances:** Available expendable financial resources in a governmental fund that are not the object of tentative management plans (i.e., committed or assigned). One primary criterion of rating agencies for school bonds is the relative amount of unassigned fund balance. Bond rating agencies view unassigned fund balances as a reflection of the financial strength of school districts and show concern when district fund balances decrease.

**Unmodified Opinion:** Term used in connection with financial auditing. An unmodified independent auditor's opinion means there are no stated exceptions to the auditor's general assertion that the district's financial statements present fairly the financial information contained according to generally accepted accounting principles.

**Unrestricted Net Position Balance:** The term Net Position refers to the amount of total assets less total liabilities. Unrestricted Net Position balance refers to the portion of total Net Position that is neither invested in capital assets nor restricted.

**WADA:** A Weighted Average Daily Attendance (WADA) is used to measure the extent students are participating in special programs. The concept of WADA in effect converts all of a school district's students with their different weights to a calculated number of regular students required to raise the same amount of revenue. The greater the number of students eligible for special entitlements, the greater a school district's WADA will be.

**Wealth Equalization Transfer:** The amount budgeted by districts for the cost of reducing their property wealth to the required equalized wealth level (Function 91). Sometimes referred to as Robin Hood Funds.

### DISCLAIMER

**All of the information provided is believed to be accurate and reliable; however, TASBO and TSPRA assume no responsibility for any errors, appearing in this information or otherwise. Further, TASBO and TSPRA assume no responsibility for the use of the information provided.**



