

A-F LETTER GRADES

A REVIEW OF THE A-F LETTER GRADE SYSTEM AND AMPHI DATA

Jason Weaver
Program Evaluation and Data Analyst
Office of Learning and Instruction

A-F Letter Grades



Review the key components and calculations of the A-F letter grade system.



Review District Letter Grades



Review State Assessment Achievement Data



A-F Letter Grades: Proficiency Levels for Students



Highly Proficient (Level 4)

- ✓ Advanced understanding, highly likely to be ready (for the next grade level).



Proficient (Level 3)

- ✓ Strong understanding, likely to be ready (for the next grade level).



Partially Proficient (Level 2)

- ✓ Partial understanding, likely to need support be ready (for the next grade level).

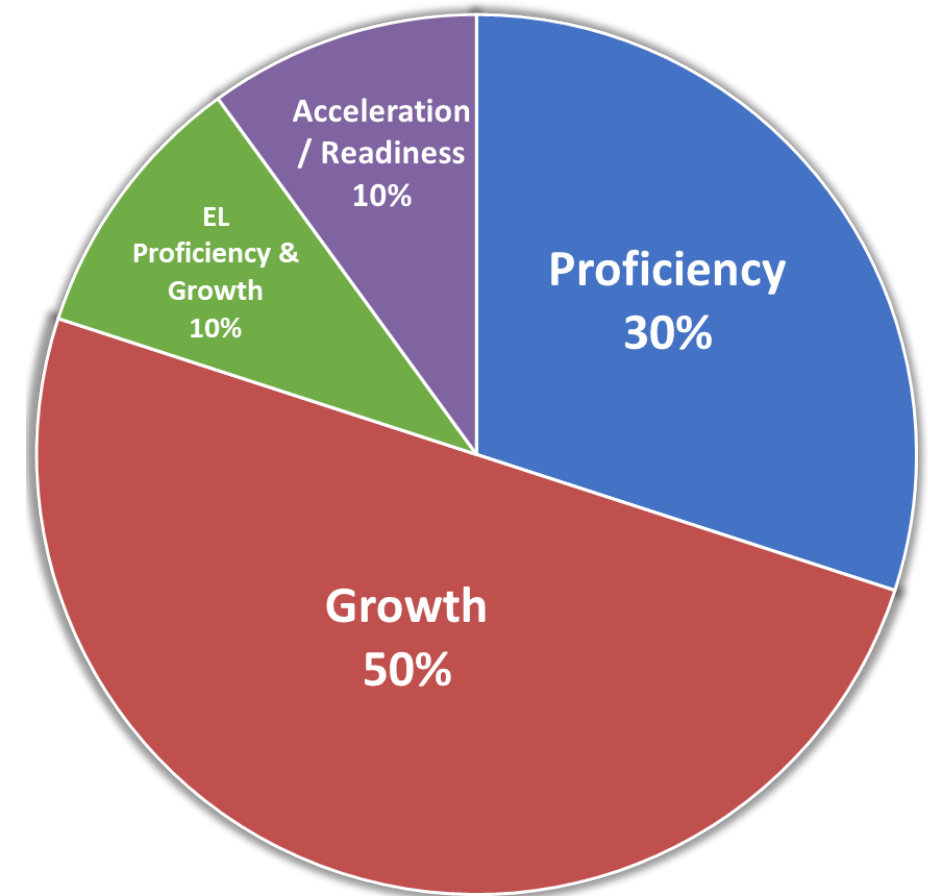


Minimally Proficient (Level 1)

- ✓ Minimal understanding, highly likely to need support be ready (for the next grade level).

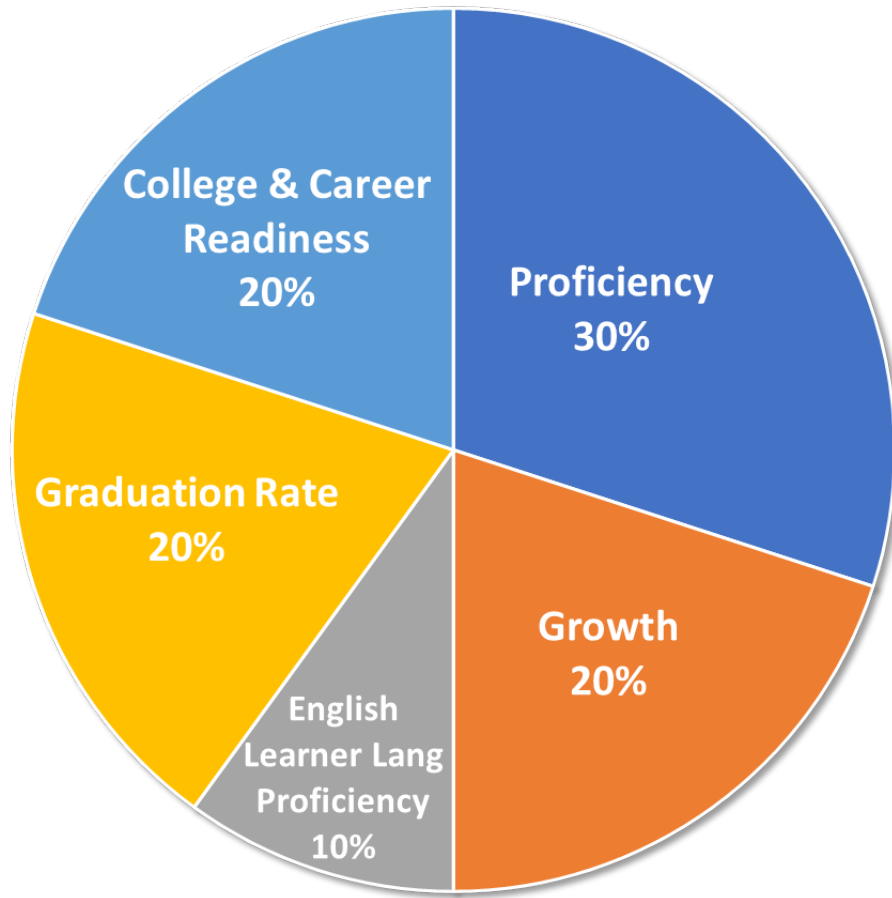
A-F Letter Grades: K-8 Structure

- Percentage of **proficient** students on the AASA grade level assessment (grades 3-8)
- Longitudinal indicators of relative student **growth**
- English Learner language **proficiency** and **growth** (grades K-8)
- Indicators to measure students' ability to **accelerate** beyond elementary school





A-F Letter Grades: High Schools



- Percentage of **proficient** students on the state administered ACT (grade 11)
- Longitudinal indicators of relative student gain and **growth**
- English Learner language **proficiency** and **growth** (grades 9-12)
- College and Career Readiness Indicators
- Graduation rate



A-F Letter Grade Underlying Factors

Highly Proficient Points

Growth versus Proficiency

Stability and Proficiency Weights (FAY 1, 2, 3)

Non-Cohort Comparison

Capped Points

Minimum of Ten ($N = 10$)



2022-2023 Letter Grades and State Assessment Data



A-F Letter Grade Definitions


A - Excellent

B - Highly Performing

C - Adequately Performing

D - Minimally Performing

F - Failing





2022-2023 Letter Grades

<i>Canyon Del Oro High School</i>	A
<i>Copper Creek Elementary School</i>	A
<i>Cross Middle School</i>	A
<i>Donaldson Elementary School</i>	A
<i>Harelson Elementary School</i>	A
<i>Innovation Academy</i>	A
<i>Painted Sky Elementary</i>	A
<i>Wilson K-8 School</i>	A
<i>Coronado K-8 School</i>	B
<i>Ironwood Ridge High School</i>	B
<i>Keeling Elementary School</i>	B
<i>Mesa Verde Elementary School</i>	B
<i>Prince Elementary School</i>	B
<i>Rio Vista Elementary School</i>	B
<i>Walker Elementary School</i>	B
<i>Amphitheater High School</i>	C
<i>Amphitheater Middle School</i>	C
<i>La Cima Middle School</i>	C
<i>Nash Elementary School</i>	C
<i>Holaway Elementary School</i>	D



A - Excellent

B - Highly Performing

C - Adequately Performing

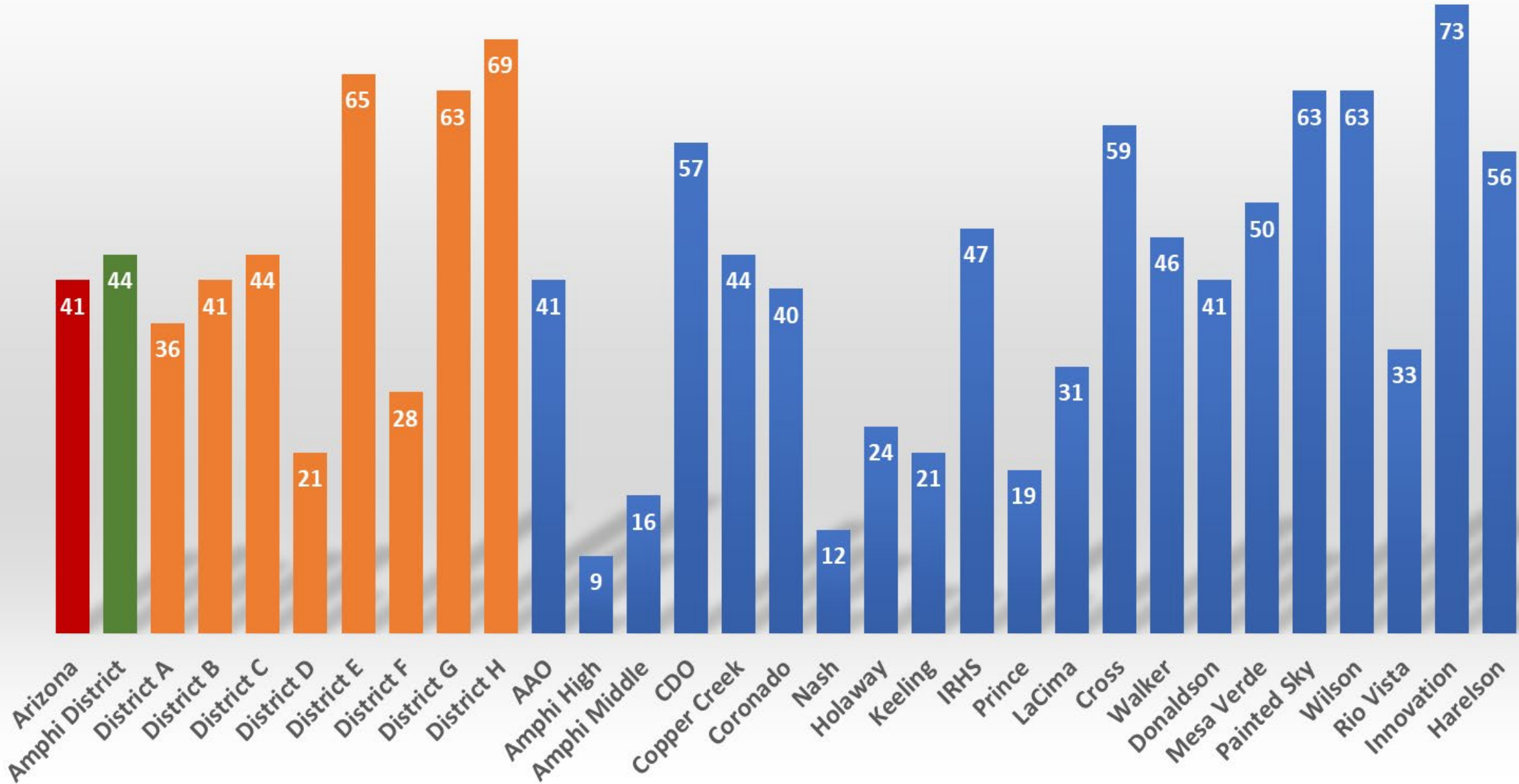
D - Minimally Performing

F - Failing



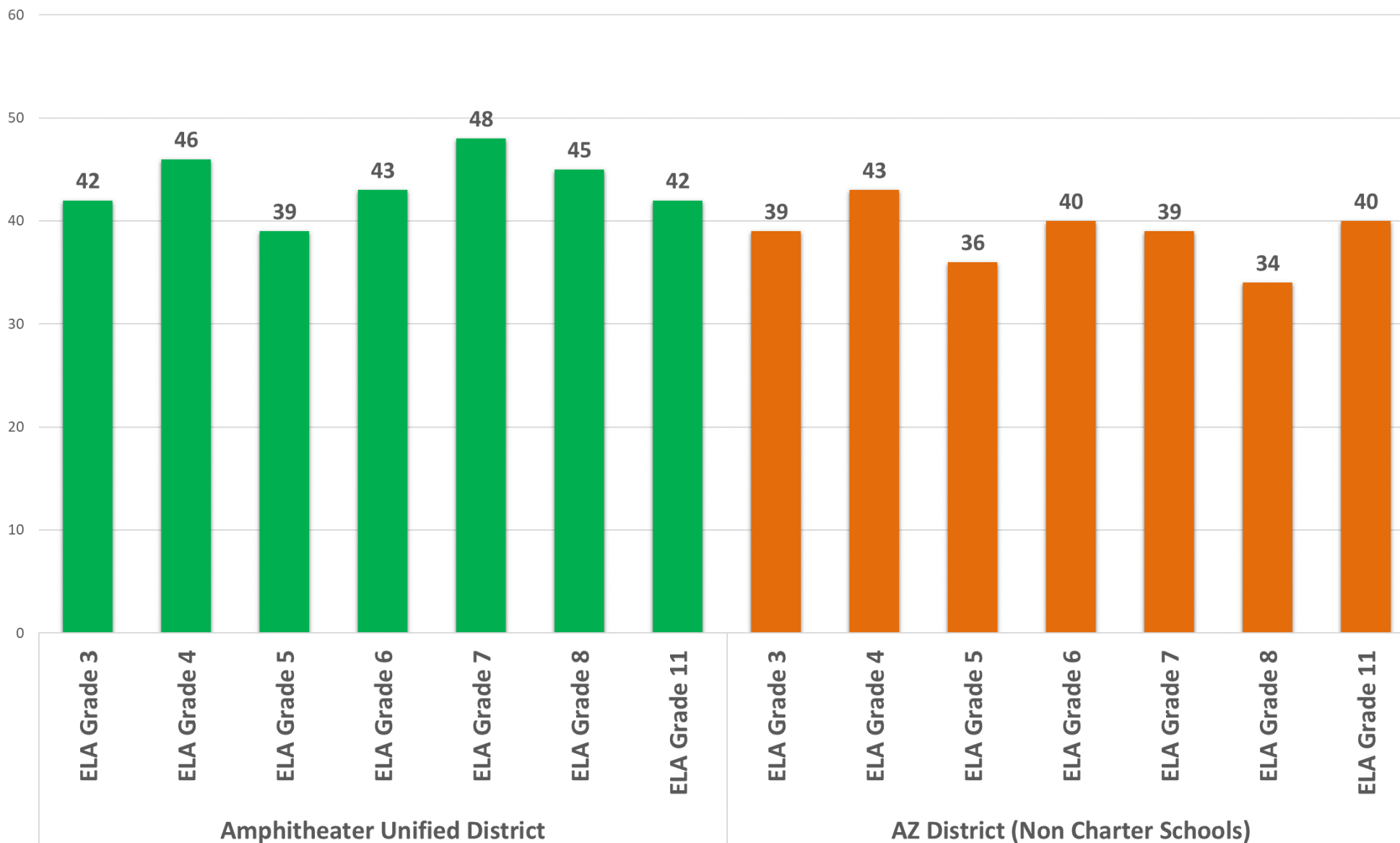
2022-2023 ELA Percent Passing

State Assessments





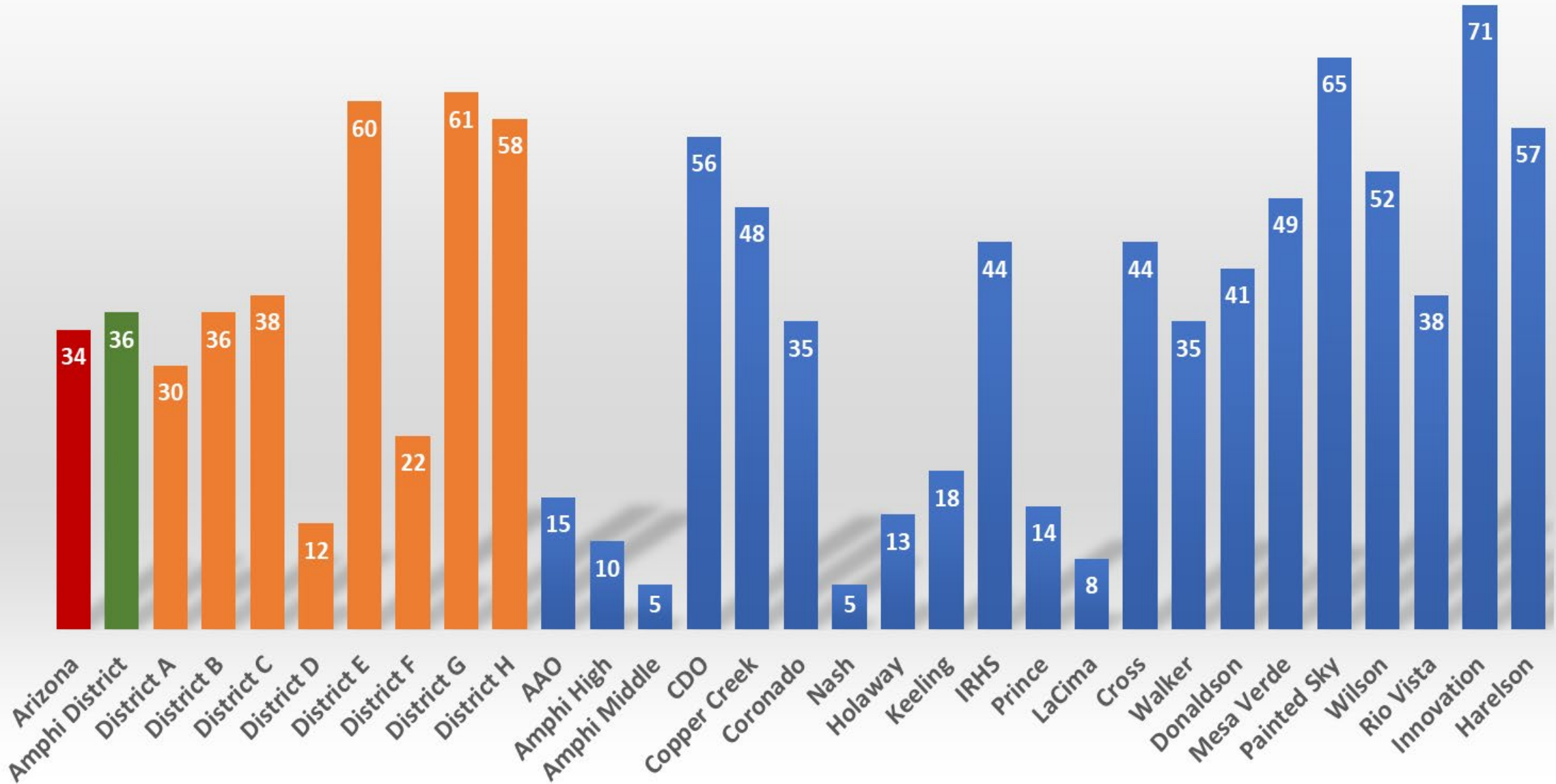
English Language Arts Proficiency – Grade Level





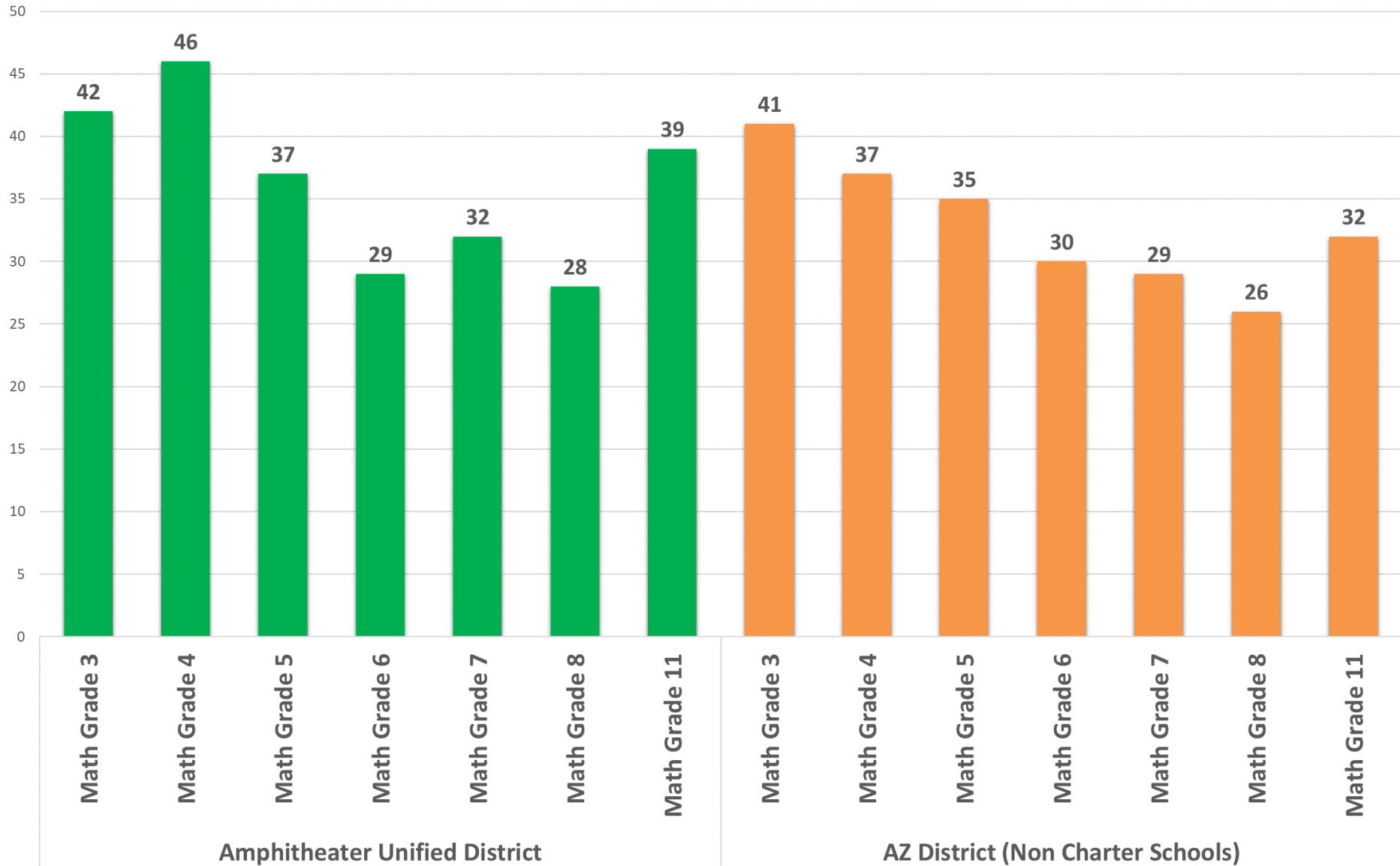
2022-2023 Math Percent Passing

State Assessments





State Assessment Mathematics Proficiency – Grade Level



Student Performance Summary



75% of Amphi schools were Excellent or Highly Performing

A-F provides one snapshot or view of our schools

Areas of success and excellence to build upon

Areas requiring growth and improvement

Questions?

