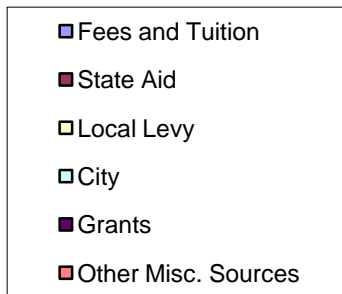
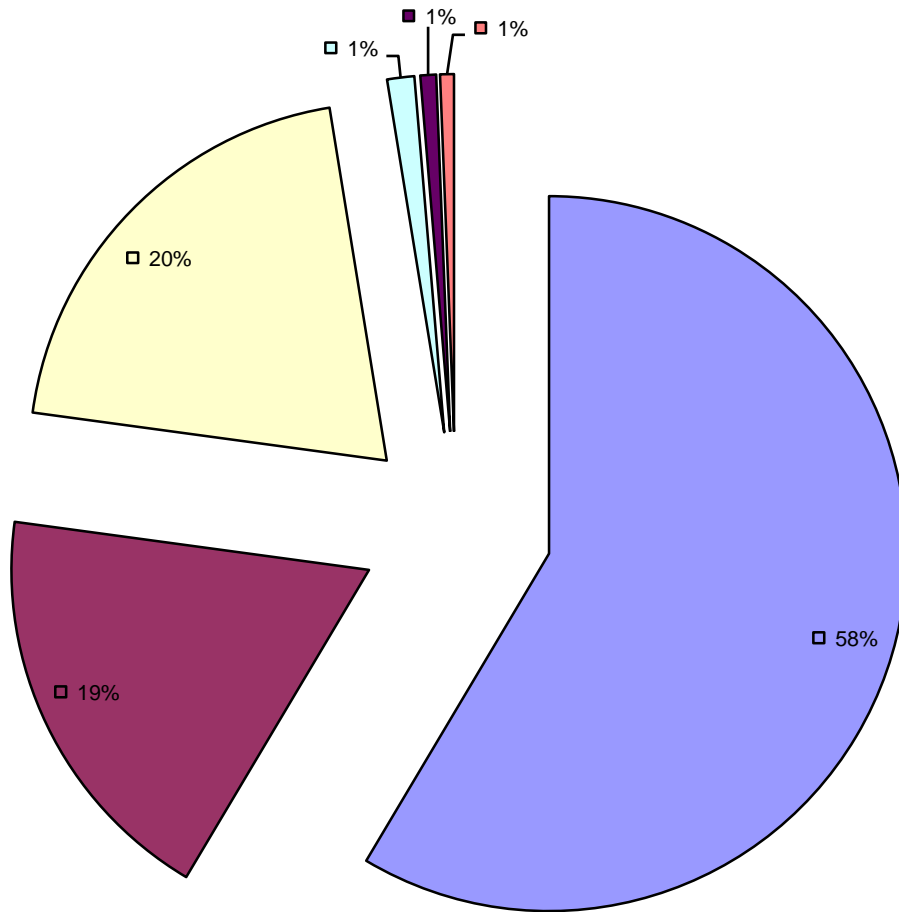


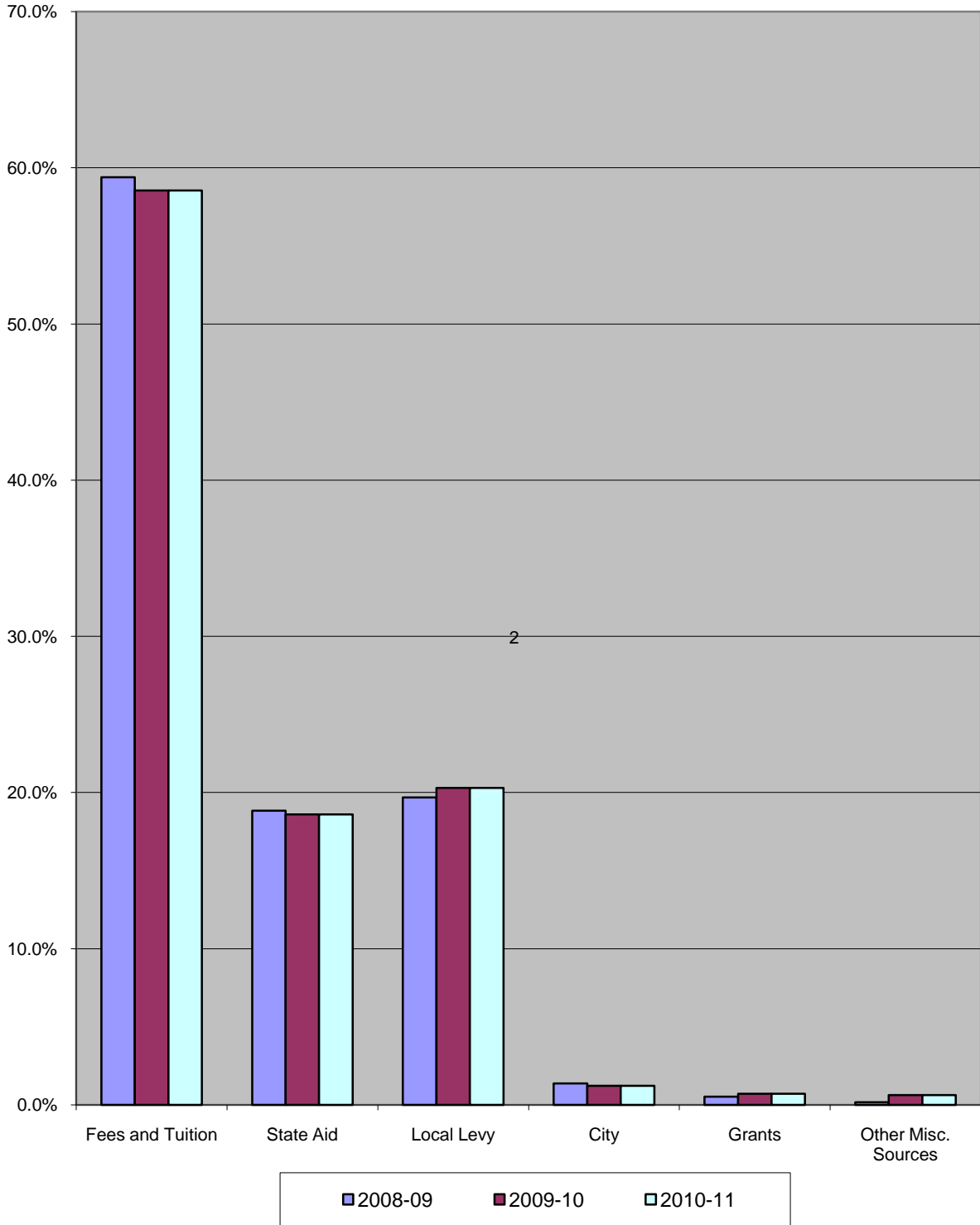
Community Education 04 Fund 10-11 Sources of Revenue



Trends - Sources of Revenue

2008-2009

Trends - Sources of Revenue



Sources of Revenue

Sources of Revenue								
	2007-2008		2008-09		2009-10		2010-11	
Fees and Tuition	1,418,500	57.2%	1,469,250	57.2%	1,628,500	59.4%	1,607,500	58.5%
State Aid	448,478	18.1%	499,414	19.4%	516,439	18.8%	510,830	18.6%
Local Levy	481,844	19.4%	467,383	18.2%	539,979	19.7%	557,129	20.3%
City	78,500	3.2%	80,680	3.1%	37,657	1.4%	33,678	1%
Grants	28,000	1.1%	28,000	1.1%	14,605	0.5%	19,500	1%
Other Misc. Sources	24,560	1.0%	24,560	1.0%	4,800	0.2%	17,122	0.6%
TOTAL	2,479,882	100.00%	2,569,287	100.0%	2,741,980	100%	2,745,759	100%