

Gifted and Talented

Board Update

February 9, 2026

Koby Stringer, Elementary G/T Administrator
Lori Evans, Secondary G/T Administrator



Texas Education Code 29.122

Board Policy EHBB (LEGAL)

“A district shall **establish a process for identifying and serving** gifted and talented students and shall **establish a program for those students** in each grade level. Under this provision, a district may establish a shared services arrangement with other districts. A district shall adopt a policy regarding the use of funds to support the district’s program for gifted and talented students.”

Texas Education Code 29.121

Definition of Gifted & Talented Students

A child or youth who performs at or shows the potential for performance at or shows the potential for performing at a remarkably high level of accomplishment when compared to others of the same age, experience, or environment who:

- exhibits high performance capability in an intellectual, creative, or artistic area;
- possesses an unusual capacity for leadership; or
- excels in a specific academic field

5,286

LISD students currently receive
gifted & talented services

3,805 secondary students

1,481 elementary students



The LISD Gifted & Talented Services Department focus:

- Quality curriculum development
- Equitable identification
- Professional learning
- Family & community engagement



Elementary Curriculum

Specially designed curriculum for grades 2-5

- Developed 24-25 and continue to revise
- Delivered by G/T Facilitator during pull-out instructional time

Push-in lessons/tasks grades K-2

- Began development 24-25 and continuing for 25-26
- Delivered by G/T Facilitator in general education classrooms on a rotating basis
- Elicit G/T behaviors and boost thinking for all students



Secondary Curriculum

Students are served through

- MS G/T Science, G/T RLA (LEAP), Honors Math, Honors Social Studies
- HS G/T RLA, G/T Chemistry, and G/T Geometry, Honors and AP classes

New MS G/T Learning Enrichment Academic Program (LEAP) Curriculum

- Differentiated through opportunities for independent research and cross-curricular investigations
- Incorporated elements of the Texas Performance Based Projects, opportunities for advanced-level performance tasks and learning extensions

Instructional Support for Secondary G/T Courses

- Targeted G/T professional learning and instructional partnerships to support differentiation and academic ownership strategies
- Opportunities for advanced texts, extended projects and investigations, accelerated curriculum and learning designs to support inquiry



Identification

Continued emphasis on specific populations:

- Ethnicity
 - Hispanic
 - African American
- Economic Disadvantaged
- Emergent Bilingual
- Special Education

Texas State Plan for the Education of Gifted/Talented Students

2.25 The population of the gifted/talented services program is closely reflective of the population of the total district and/or campus.

Target Groups Qualification Rates

	Spring 25-Fall 25 (875 referred)		Spring 24-Fall 24 (927 referred)	
ALL STUDENTS	569/875	65%	616/927	67%
Hispanic	139/191	73%	126/180	70%
African American	22/47	47%	27/46	59%
Emergent Bilingual	106/139	76%	98/126	78%
Economic Disadvantage	134/184	73%	127/180	71%
Special Education	69/105	66%	90/135	67%

Table shows % of students tested who qualified for G/T services.

Current Student Population Percentages Grades 2-12

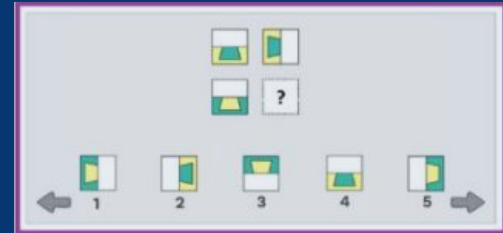

	Total % of All Students by Target Groups	Total % G/T Students by Target Groups
Hispanic	32%	19%
African American	11%	4%
Emergent Bilingual	26%	13%
Economic Disadvantage	33%	16%
Special Education	21%	6%

Table shows % of district subgroups and % of students identified at G/T in each subgroup.

Universal Assessment

Grade 2	Grade 4
Fall '25 = Year 5	Spring '26 = Year 3

- Language-free reasoning ability tests
- Limited background knowledge required
- Given to all students in a grade level



24-25 School Year Screener Qualification

3 NGAT tests
given to all
students

- NGAT V
- NGAT Q
- NGAT NV



Grade 2 (371 referred)	Target Groups	Grade 4 (145 referred)
92%	ALL STUDENTS	77%
92%	Hispanic	83%
80%	African American	67%
89%	Emergent Bilingual	76%
88%	Economic Disadvantage	82%
88%	Special Education	63%



1 NGAT test given
to all students

- NGAT NV

Table shows % of students referred by screener who qualified for G/T services.

New for 25-26 = 4th to give all 3 tests

Progress Towards Identification

The universal screener continues to bring the most students to the table with the highest qualification rates.

Beyond the screener...

- Campus grade-level demographic discussions during the qualification process continue to be a priority.
- Partnerships with focus campuses related to target groups.
- Training staff on gifted characteristics supports improved staff referrals.
- Planned experiences and push-in lessons allow more opportunities for students to show gifted potential.
- Leadership scale in middle school observations of gifted characteristics.

Professional Learning

Canvas & In-person Course Offerings

- Foundations Parts 1-5 (30 hours)
- Annual Updates (6 hours)
- Facilitator Collaboration/Coaching

Summer - Fall 2025

- **6,467** hours completed
- **142** staff members completed TEA foundational training requirements



Family & Community Involvement

Online Parent Resources www.lisd.net/gt

- Website visits = 5,007
- Resource views = 11,633

Quarterly Parent Newsletter

- Average quarterly views = 37,045

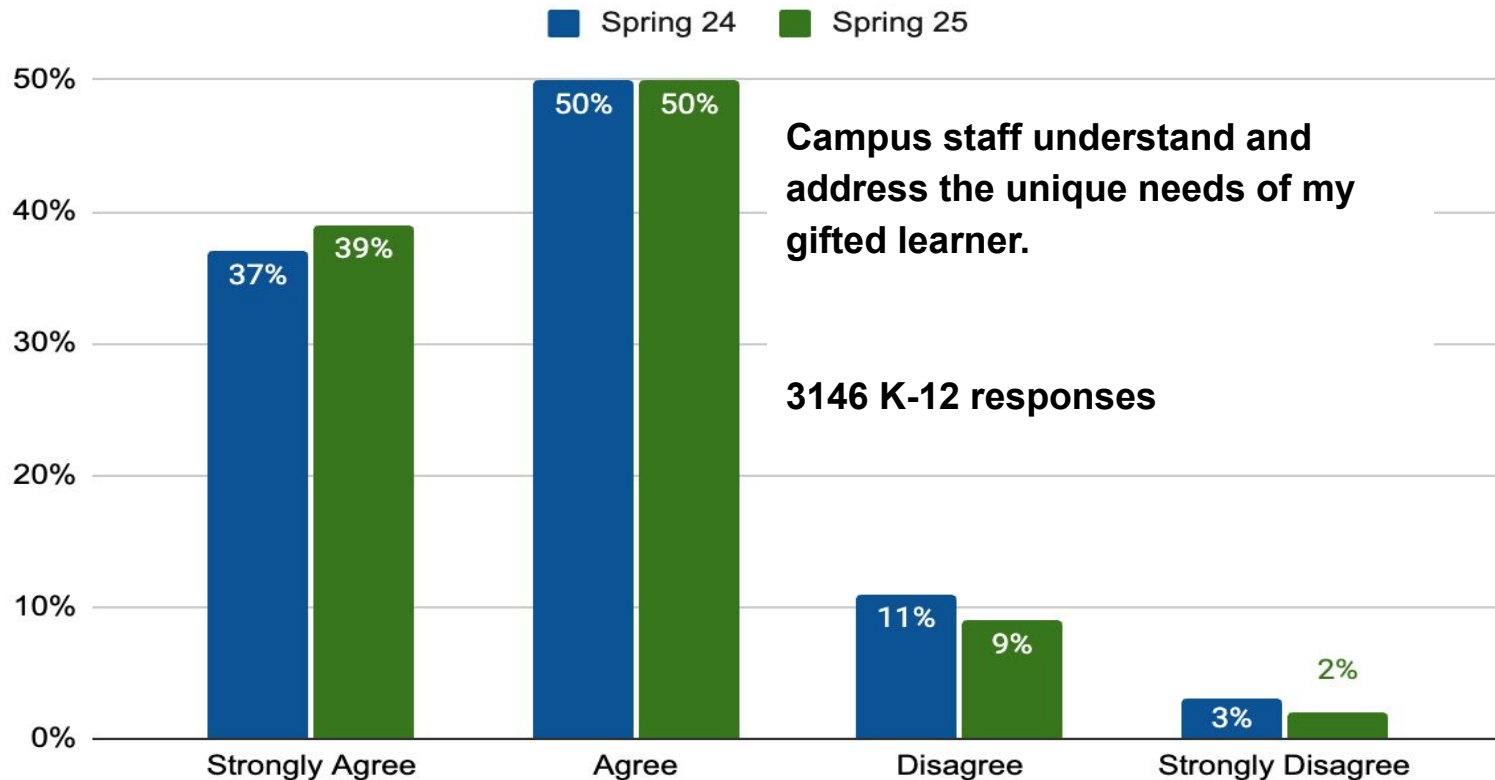
Parent Survey

- Gather feedback on services Spring 25

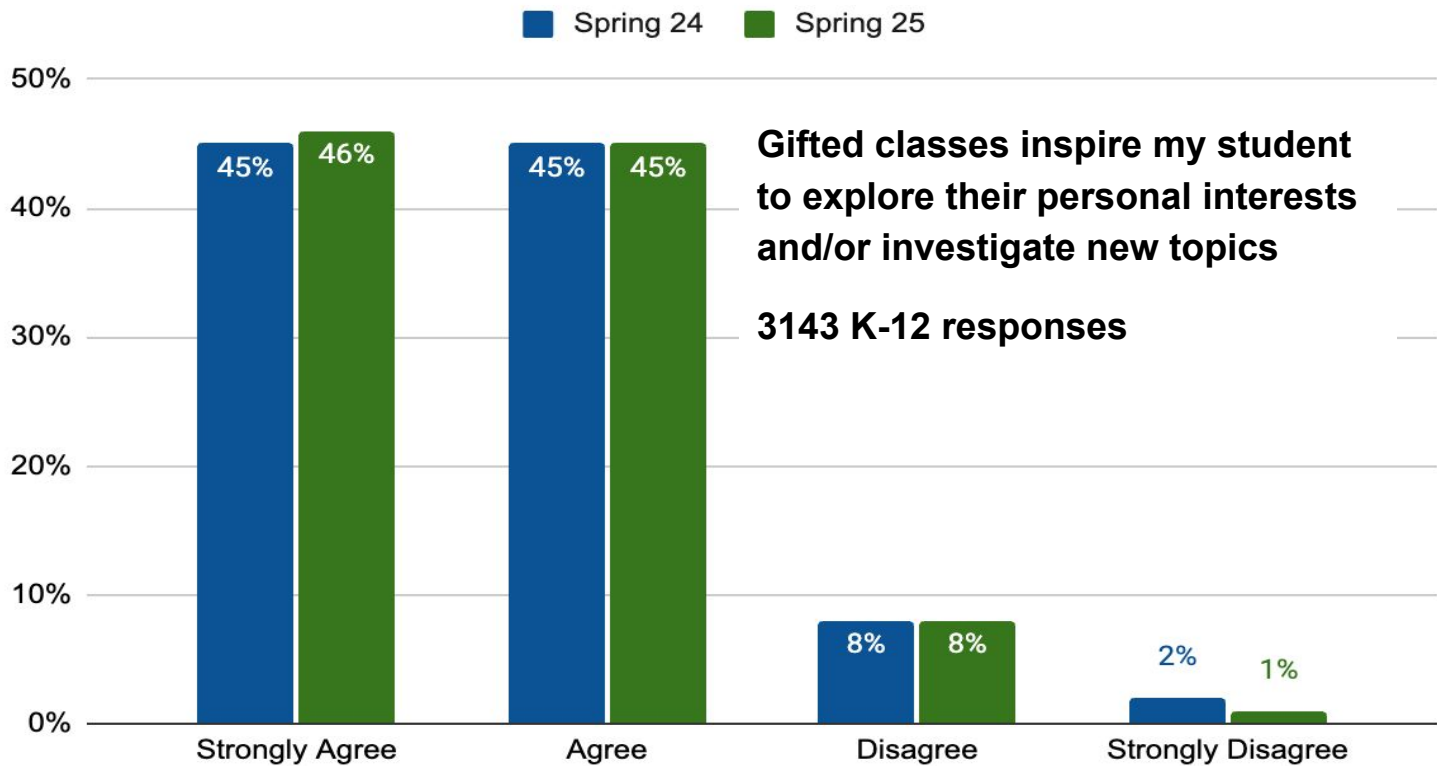
Social Media

- [@lisd_GT](#) (Twitter)
- [@lewisville_gt](#) (Instagram)

Spring 25 Parent Survey Feedback



Spring 25 Parent Survey Feedback



Questions?

Gifted & Talented Services Board Update

February 10, 2025

Koby Stringer, Elementary G/T Administrator stringerk@lisd.net

Lori Evans, Secondary G/T Administrator evansla@lisd.net

