

Name	July 30, 2018				JULY 31-AUGUST 3, 218					GRAND TOTAL
	HOURLY RATE	TOTAL FOR 6 HRS DAY 1	PLUS FRINGE	TOTAL FOR DAY 1	DAILY RATE	# OF DAYS	TOTAL FOR 4 DAYS	PLUS FRINGE	TOTAL	
<b>KW/VC</b>										
SANDI CAMPBELL	\$ 38.22	\$ 229.32	\$ 41.28	\$ 270.60	\$ 305.76	4	\$ 1,223.04	\$ 220.15	\$ 1,443.19	\$ 1,713.78
NICOLE WHITNEY	\$ 30.38	\$ 182.28	\$ 32.81	\$ 215.09	\$ 243.05	4	\$ 972.20	\$ 175.00	\$ 1,147.20	\$ 1,362.29
RUTH SHEA	\$ 48.33	\$ 289.98	\$ 52.20	\$ 342.18	\$ 386.58	4	\$ 1,546.32	\$ 278.34	\$ 1,824.66	\$ 2,166.83
<b>TOTAL</b>										<b>\$ 5,242.91</b>
<b>BES</b>										
ARLENE WIPPERT	\$ 48.32	\$ 289.92	\$ 52.19	\$ 342.11	\$ 386.58	4	\$ 1,546.32	\$ 278.34	\$ 1,824.66	\$ 2,166.76
SHEILA HALL	\$ 48.32	\$ 289.92	\$ 52.19	\$ 342.11	\$ 386.58	4	\$ 1,546.32	\$ 278.34	\$ 1,824.66	\$ 2,166.76
WILLIE TAILFEATHERS	\$ 46.03	\$ 276.18	\$ 49.71	\$ 325.89	\$ 368.28	4	\$ 1,473.12	\$ 265.16	\$ 1,738.28	\$ 2,064.17
SAMANTHA GRANT	\$ 42.64	\$ 255.84	\$ 46.05	\$ 301.89	\$ 341.15	4	\$ 1,364.60	\$ 245.63	\$ 1,610.23	\$ 1,912.12
ELISHA KENNEDY	\$ 41.40	\$ 248.40	\$ 44.71	\$ 293.11	\$ 331.17	4	\$ 1,324.68	\$ 238.44	\$ 1,563.12	\$ 1,856.23
SHAWNEE MOMBERG	\$ 28.73	\$ 172.38	\$ 31.03	\$ 203.41	\$ 229.91	4	\$ 919.64	\$ 165.54	\$ 1,085.18	\$ 1,288.58
<b>TOTAL</b>										<b>\$ 11,454.64</b>
<b>NAPI</b>										
EDITH WAGNER	\$ 46.03	\$ 276.18	\$ 49.71	\$ 325.89	\$ 368.28	4	\$ 1,473.12	\$ 265.16	\$ 1,738.28	\$ 2,064.17
GENEVIEVE WILSON BRAG	\$ 43.91	\$ 263.46	\$ 47.42	\$ 310.88	\$ 351.30	4	\$ 1,405.20	\$ 252.94	\$ 1,658.14	\$ 1,969.02
VICTORIA GUARDIPEE	\$ 38.71	\$ 232.26	\$ 41.81	\$ 274.07	\$ 309.71	4	\$ 1,238.84	\$ 222.99	\$ 1,461.83	\$ 1,735.90
<b>TOTAL</b>										<b>\$ 5,769.09</b>
<b>BMS</b>										
ELIZABETH COLEMAN	\$ 39.40	\$ 236.40	\$ 42.55	\$ 278.95	\$ 315.22	4	\$ 1,260.88	\$ 226.96	\$ 1,487.84	\$ 1,766.79
RON TUCKER	\$ 42.95	\$ 257.70	\$ 46.39	\$ 304.09	\$ 343.60	4	\$ 1,374.40	\$ 247.39	\$ 1,621.79	\$ 1,925.88
VIOLET SINCLAIR	\$ 48.32	\$ 289.92	\$ 52.19	\$ 342.11	\$ 386.58	4	\$ 1,546.32	\$ 278.34	\$ 1,824.66	\$ 2,166.76
JOANN POWELL	\$ 48.32	\$ 289.92	\$ 52.19	\$ 342.11	\$ 386.58	4	\$ 1,546.32	\$ 278.34	\$ 1,824.66	\$ 2,166.76

<b>TOTAL</b>										<b>\$ 8,026.19</b>
<b>BHS</b>										
TRAVIS MILLER	\$ 32.50	\$ 195.00	\$ 35.10	\$ 230.10	\$ 260.04	4	\$ 1,040.16	\$ 187.23	\$ 1,227.39	\$ 1,457.49
GLENN CASTLE	\$ 43.70	\$ 262.20	\$ 47.20	\$ 309.40	\$ 349.56	4	\$ 1,398.24	\$ 251.68	\$ 1,649.92	\$ 1,959.32
LEO BIRD	\$ 43.70	\$ 262.20	\$ 47.20	\$ 309.40	\$ 349.56	4	\$ 1,398.24	\$ 251.68	\$ 1,649.92	\$ 1,959.32
GLEND A EAGLEFEATHERS	\$ 48.32	\$ 289.92	\$ 52.19	\$ 342.11	\$ 386.58	4	\$ 1,546.32	\$ 278.34	\$ 1,824.66	\$ 2,166.76
<b>TOTAL</b>										<b>\$ 7,542.89</b>
<b>BHA</b>										
TROY ATCHISON	\$ 42.64	\$ 255.84	\$ 46.05	\$ 301.89	\$ 341.15	4	\$ 1,364.60	\$ 245.63	\$ 1,610.23	\$ 1,912.12
KATIE BOYCE	\$ 34.67	\$ 208.02	\$ 37.44	\$ 245.46	\$ 277.39	4	\$ 1,109.56	\$ 199.72	\$ 1,309.28	\$ 1,554.74
GREG KLAUK	\$ 41.77	\$ 250.62	\$ 45.11	\$ 295.73	\$ 334.14	4	\$ 1,336.56	\$ 240.58	\$ 1,577.14	\$ 1,872.87
<b>TOTAL</b>										<b>\$ 5,339.74</b>
<b>BABB</b>										
JENNIFER FENNER	\$ 23.50	\$ 141.00	\$ 25.38	\$ 166.38	\$ 234.99	4	\$ 939.96	\$ 169.19	\$ 1,109.15	\$ 1,275.53
<b>GRAND TOTAL</b>										<b>\$ 43,375.45</b>


**FUNDING SOURCE**

115.90.494.2213.150.118  
115.90.494.2213.150.118  
115.90.494.2213.150.118  
115.90.494.2213.150.118


115.90.494.2213.150.118  
115.90.494.2213.150.118  
115.90.494.2213.150.118  
115.90.494.2213.150.118  
126.20.120.2410.120  
126.20.120.2410.120

115.90.494.2213.150.118  
115.90.494.2213.150.118  
115.90.494.2213.150.118


115.90.494.2213.150.118  
115.90.494.2213.150.118  
115.90.494.2213.150.118  
115.90.494.2213.150.118



115.90.494.2213.150.118  
115.90.494.2213.150.118  
115.90.494.2213.150.118  
115.90.494.2213.150.118



115.90.494.2213.150.118  
115.90.494.2213.150.118  
115.90.494.2213.150.118



115.90.494.2213.150.118

AUGUST 15-16, 2018 COACH/PRINCIPL PLAN & AUG 13 & 17, 2018 COACH PREP							
Name	DAILY RATE	# OF DAYS	TOTAL FOR 4 DAYS	PLUS FRINGE	TOTAL	FUNDING SOURCE	
<b>KW/VC</b>							
SANDI CAMPBELL	\$ 305.76	4	\$ 1,223.04	\$ 220.15	\$ 1,443.19	115.90.494.2213.150.118	
<b>TOTAL</b>					<b>\$ 1,443.19</b>		

AUGUST 6-7, 2018 COACH PREP, AUGUST 8-9 COACH/PRINC PLAN							
<b>BES</b>							
ARLENE WIPPERT	\$ 386.58	4	\$ 1,546.32	\$ 278.34	\$ 1,824.66	115.90.494.2213.150.118	
SHEILA HALL	\$ 386.58	4	\$ 1,546.32	\$ 278.34	\$ 1,824.66	115.90.494.2213.150.118	
<b>TOTAL</b>					<b>\$ 3,649.32</b>		
<b>NAPI</b>							
EDITH WAGNER	\$ 368.28	4	\$ 1,473.12	\$ 265.16	\$ 1,738.28	115.90.494.2213.150.118	
<b>TOTAL</b>					<b>\$ 1,738.28</b>		
<b>BMS</b>							
JOANN POWELL	\$ 368.58	4	\$ 1,474.32	\$ 265.38	\$ 1,739.70	115.90.494.2213.150.118	
<b>TOTAL</b>							

**GRAND TOTAL      \$ 8,570.48**